

Power BI

Envisioning Workshop



Hitachi Solutions: Power BI Starter for 10

Power BI is the world's leading data analytics platform* and our Power BI Starter for 10 package allows you to get answers to real business challenges in as little as 10 days.


We help our customers load and model their data to build compelling interactive dashboards that will give you the insight to make informed business decisions.

Our consultants will work with you to ensure that the dashboard unlocks the value in your data and provides you with production ready proof that data analytics using Power BI provides real return on your investment.


* Power BI is a leader in the 2020 Gartner Magic Quadrant for Analytics and Business Intelligence Platforms report - see <https://info.microsoft.com/ww-landing-2020-gartner-magic-quadrant-for-analytics-and-business-intelligence.html?LCID=EN-US>



Value from your data: Power BI Starter for 10



Fast time to value – insight
in as little as 10 days



Interactive dashboards that
answer real business questions



Data from **multiple sources**



Secure with data
privacy built in



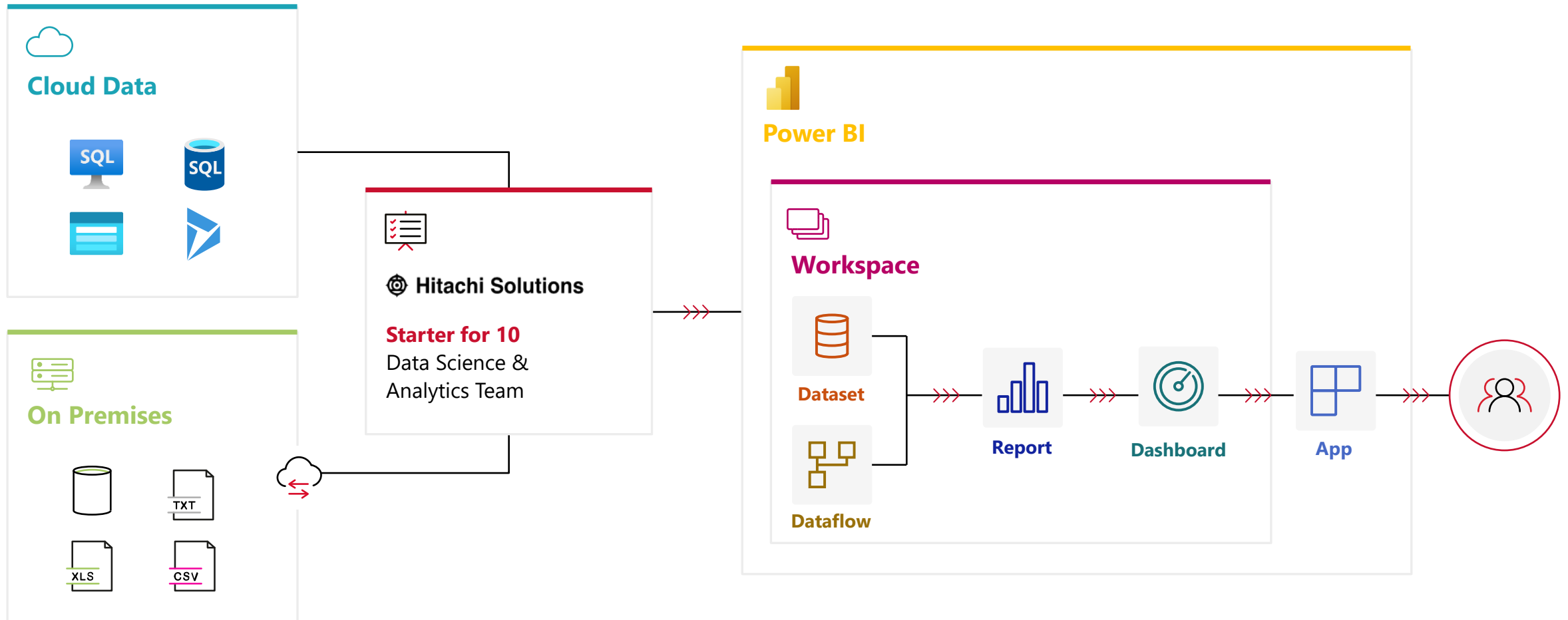
Enabling **train of
thought analysis**



Enabling you to **take action**
from your data insights

Our Solution: Power BI Starter for ten

“Data in... Value out”



Power BI Starter for ten: How it Works

Business Requirements


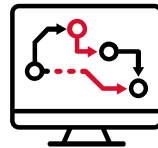
We make sure to understand the business problem you're looking to solve and work with you to craft a solution that will deliver tangible outcomes

Rapid Prototyping

We'll give you early sight of your data in Power BI, keeping us focused, on track and allowing you to make tweaks to the dashboard as we build it

Playback

We walk through the insights we have discovered in your data with key stakeholders, leaving you with a refreshable Power BI dashboard and a plan for future development.



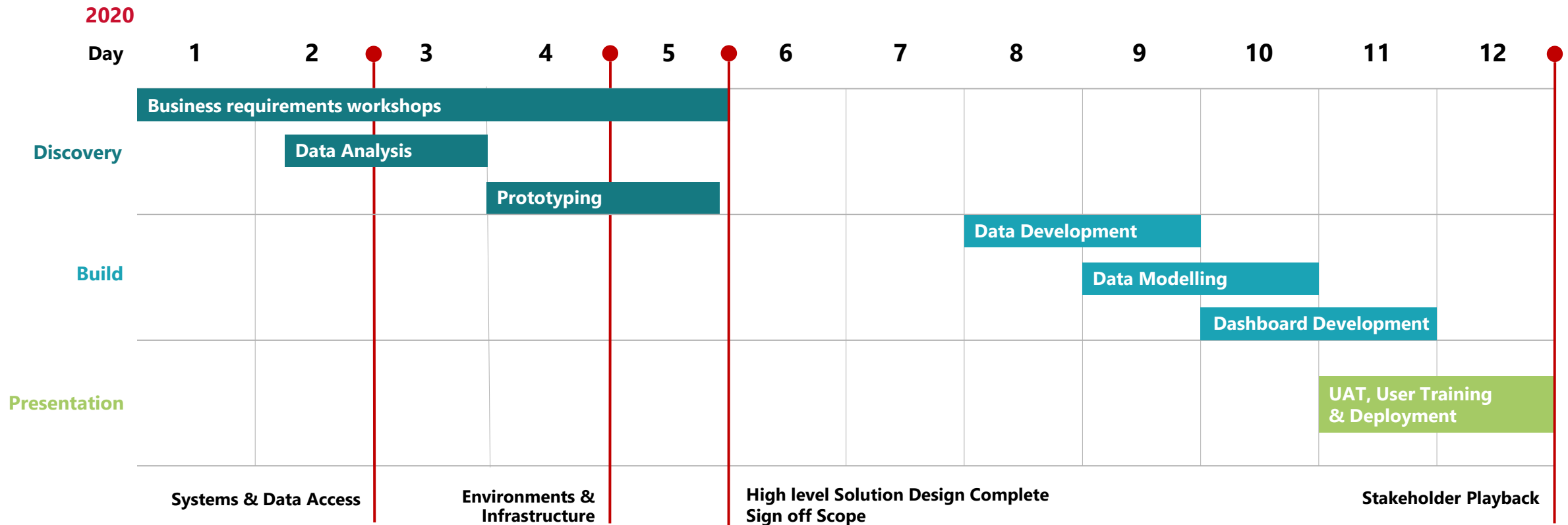
Data Analysis

We profile and audit your data to build up a picture of how we can answer the questions and what an analytical data model will look like

Development

We build the data ingestion routines, transformation jobs and visualisations to bring your data to life. Security and privacy rules are also developed to keep your data secure

Our Plan: Business Value From Power BI in 10 days



A typical Power BI Starter for 10 engagement, focusing on aligning data analytics with real world business challenges

A man with glasses and a beard, wearing a dark shirt, is pointing at a wall covered in sticky notes. A woman with short dark hair, wearing a white shirt and a yellow vest, is looking at the wall with him. They are in a workshop or office setting. The background is slightly blurred, showing other people and office equipment.

Envisioning Workshop

Power BI Starter for 10

Microsoft Catalyst: Overview



Inspire

Envisioning Workshop

- Design Thinking: imagine a future state for the business
- Strategy development- an observation model
- Envisioning a future state with BDMs



Design

Business Value & Solution assessments


- Builds a compelling case for change
- Quantify business value
- Align technology to business goals



Empower

Solution Demonstration

- Stakeholders use the demo to showcase the vision
- Change management techniques for adoption
- Bring solution to life



Achieve

Solution Demonstration

- Support transition from envisioning to execution
- Transformation plans – a real world blueprint

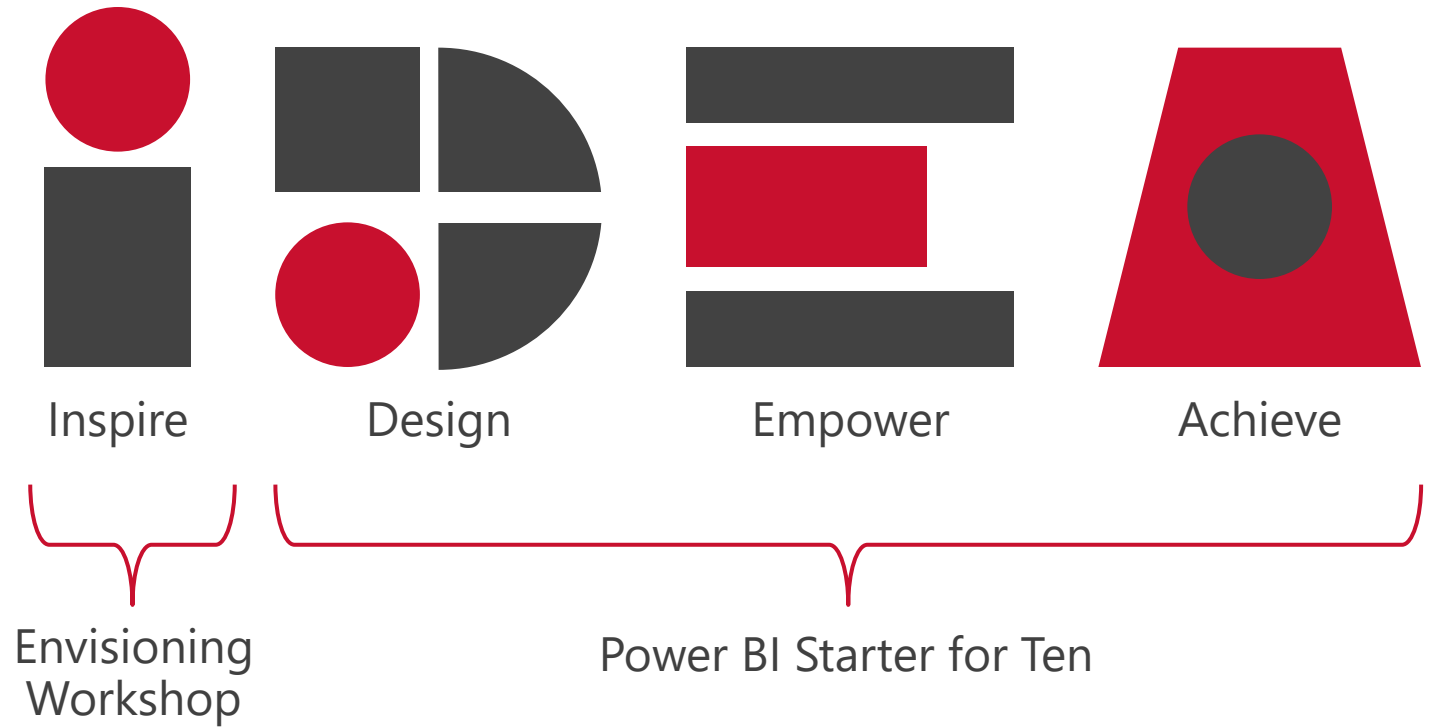
<https://docs.microsoft.com/en-us/learn/modules/achieve-business-transformation-with-microsoft-catalyst/>

Microsoft Catalyst – Next Steps

- Envisioning Workshop

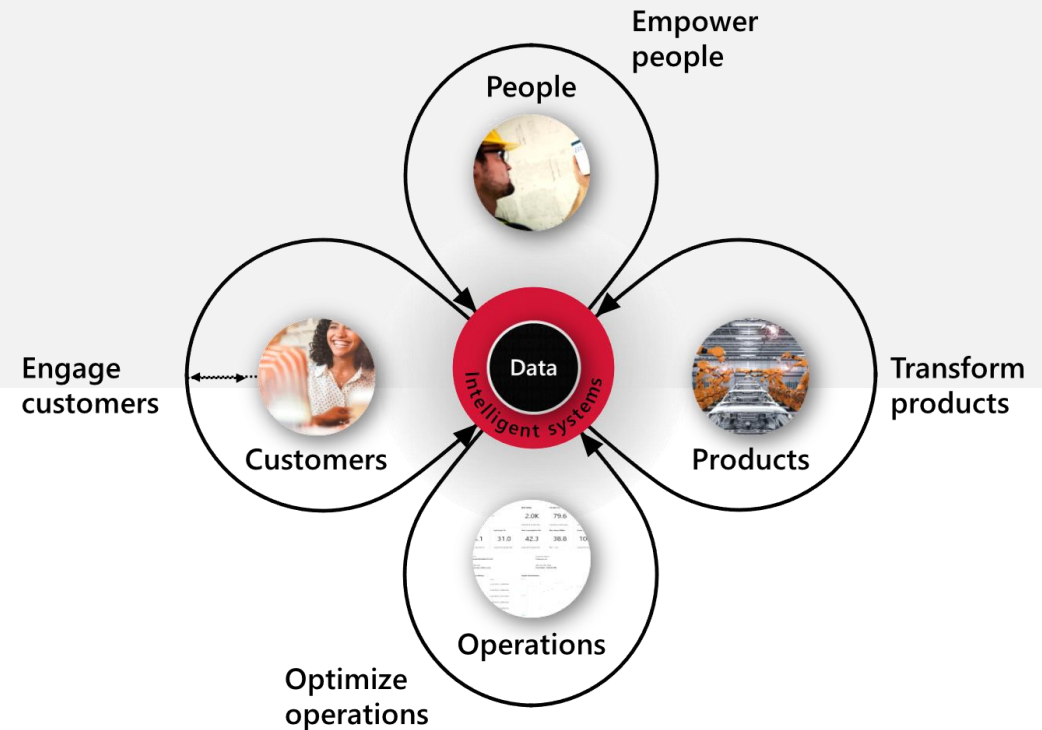
Power BI starter for Ten

- Business Value Assessment
 - Expected outcomes, benefits and ROI
- Solution Assessment
 - Data & analytics
 - AI opportunities
 - RPA opportunities
- Vision, roadmap and plan



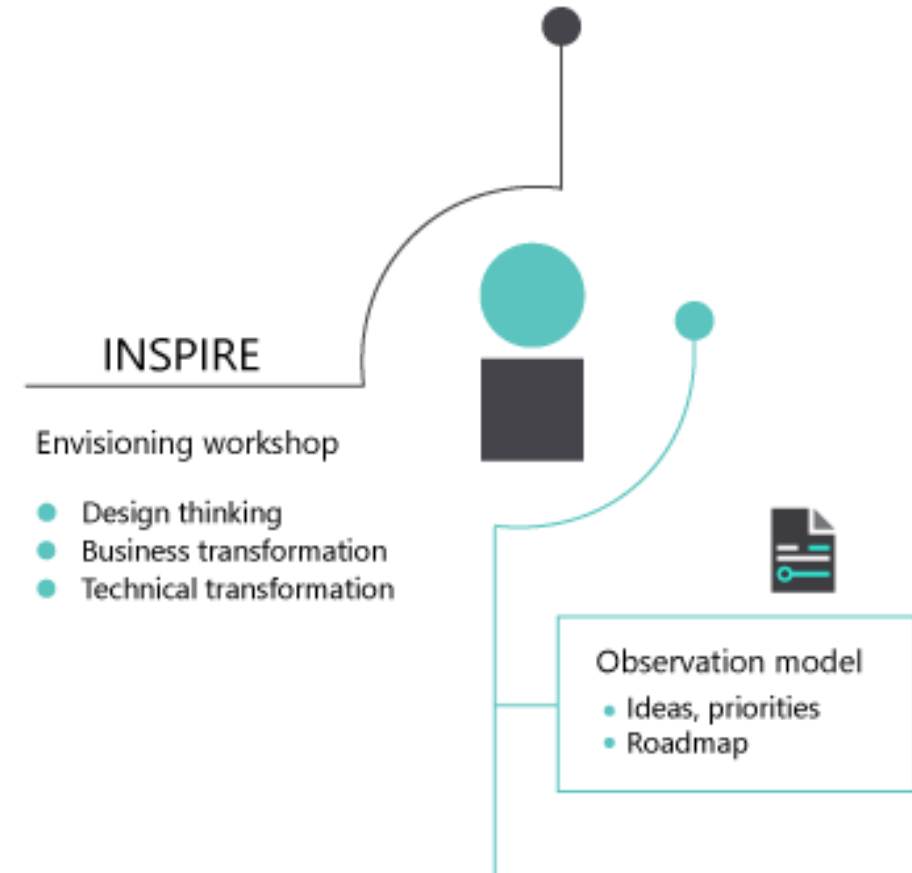
Envisioning Workshop

An Envisioning Workshop is intended to help organizations design a future state for their business and prioritize digital transformation initiatives. The use of design thinking concepts help you establish the primary goal for the project, using an approach that encourages you to think beyond simply making existing processes more efficient.



Envisioning Workshop

- Uncover your objectives, challenges and opportunities
- Create scenario's that serve as a blueprint for any next steps in the process
- Discover how to use technology to enable the digital feedback loop
- Solutioning - gain an understanding of how we can use Power BI and the Azure data platform to envision a future state
- Creation of an observation model
 - prioritise initiatives to lead towards digital transformation
 - creation of a roadmap



Find out more —————



More about Power BI



info@hitachi-solutions.de



About Hitachi Solutions

We're the global leader in delivering success with business applications, and **data services** based on the Microsoft Cloud.

Hitachi Solutions is a business application and **Azure data services consulting firm** and trusted provider of vertical industry solutions built on the Microsoft Cloud. Our mission is to help our clients compete with the largest global enterprises by using powerful, easy to use and affordable industry solutions. Our culture is defined by our values and our deep commitment to help our clients succeed.

We are a division of the 38th largest company in the world and bring to bear the strength of a very large network of interconnected Hitachi companies. At the same time, we remain absolutely committed to the nimble agility that helped us grow Hitachi Solutions from three founding partners to around 3,000 consultants, developers and support personnel all around the globe.