

# Power BI Starter for 10



# Hitachi Solutions: Power BI Starter for 10

Power BI is the world's leading data analytics platform\* and our Power BI Starter for 10 package allows you to get answers to real business challenges in as little as 10 days.


We help our customers load and model their data to build compelling interactive dashboards that will give you the insight to make informed business decisions.

Our consultants will work with you to ensure that the dashboard unlocks the value in your data and provides you with production ready proof that data analytics using Power BI provides real return on your investment.


\* Power BI is a leader in the 2020 Gartner Magic Quadrant for Analytics and Business Intelligence Platforms report - see <https://info.microsoft.com/ww-landing-2020-gartner-magic-quadrant-for-analytics-and-business-intelligence.html?LCID=EN-US>



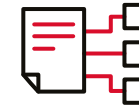
# Value from your data: Power BI Starter for 10



**Fast time to value** – insight  
in as little as 10 days



**Interactive dashboards** that  
answer real business questions



Data from **multiple sources**



**Secure** with data  
privacy built in



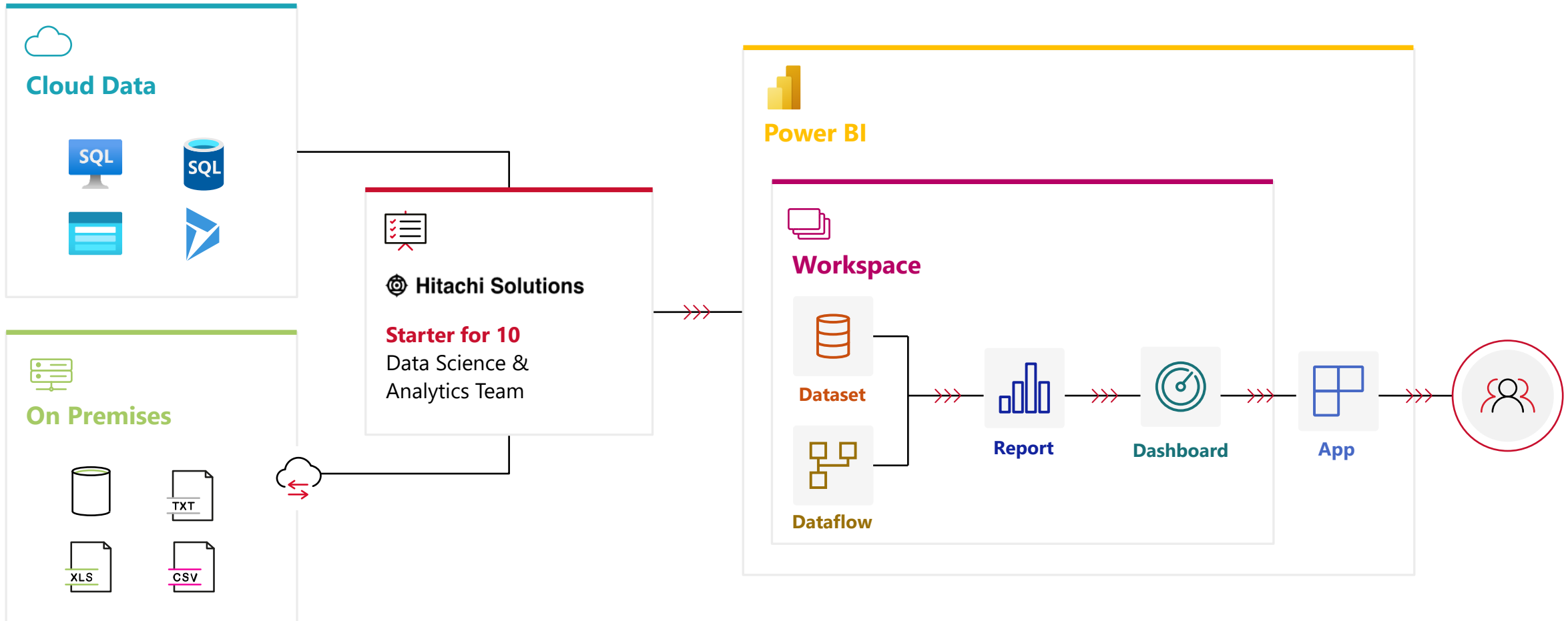
Enabling **train of  
thought analysis**



Enabling you to **take action**  
from your data insights

# Our Solution: Power BI Starter for ten

“ Data in... Value out



# Power BI Starter for Ten: How it Works

## Business Requirements

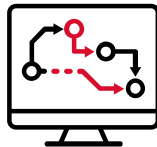
We make sure to understand the business problem you're looking to solve and work with you to craft a solution that will deliver tangible outcomes

## Rapid Prototyping

We'll give you early sight of your data in Power BI, keeping us focused, on track and allowing you to make tweaks to the dashboard as we build it

## Playback

We walk through the insights we have discovered in your data with key stakeholders, leaving you with a refreshable Power BI dashboard and a plan for future development.



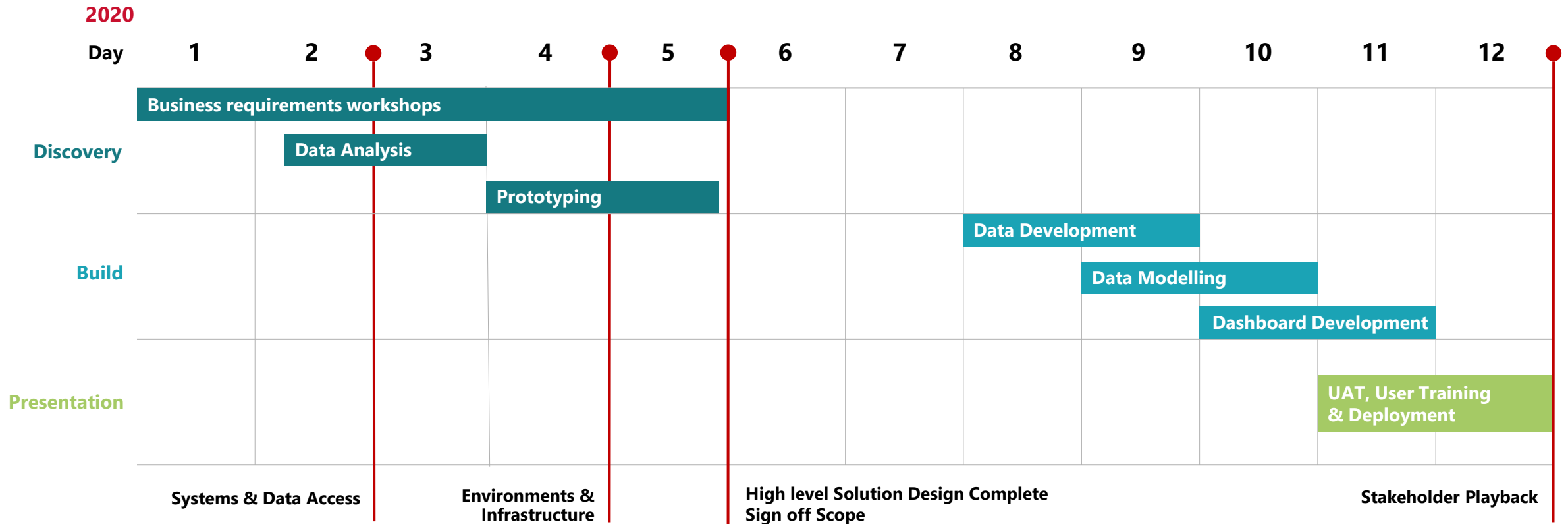
## Data Analysis

We profile and audit your data to build up a picture of how we can answer the questions and what an analytical data model will look like

## Development

We build the data ingestion routines, transformation jobs and visualisations to bring your data to life. Security and privacy rules are also developed to keep your data secure

# Our Plan: Business Value From Power BI in 10 days



A typical Power BI Starter for 10 engagement, focusing on aligning data analytics with real world business challenges



# Case Study 1: Dr Martens



## Embedding analytics at DM


**The problem:** DM weren't able to track store inventory effectively in the busy pre-Christmas retail period.

We used Power BI to visualise data from multiple different sources and built out analytical data models as part of a wider digital transformation with Dynamics 365.

### ✓ The benefits

**Our solution** gave full visibility of what lines were selling well and likely to run low on inventory before scheduled store deliveries. This helped significantly reduce "stock-outs" and maintain sales in retail stores. Delivered in just six weeks and since has been extended into a full reporting and analytics platform.

## Case Study 2: David Lloyd Leisure



### Data visualisation

**The problem:** Understand the differences between assumed and realised revenue from the David Lloyd membership income.

We used Power BI to visualise member's data and make sense of the complex web of packages, pricing models and discount schemes that had been offered to members over the years. This helped develop a pricing elasticity model to improve membership income.

### ✔ Data strategy & governance

In parallel we implemented a data governance framework and provided guidance on introducing data ownership & stewardship as part of a wider data strategy.



## Case Study 3: Vivid Homes



Proving power of data visualisation before wider roll out



### Business case for Power BI

**The problem:** Build a business case to modernise the data platform to provide analytics on data from a new housing management system.

We used Power BI to visualise contact centre data as part of a pilot programme to prove the Microsoft Azure cloud capability.

### ✔ Organisational Power BI rollout

Following the success of the pilot project we developed a vision to implement a modern data lake architecture to future proof the analytics capability for the wider digital transformation including AI and cognitive services models.

Find out more

 More about Power BI



 [UK.enquiries@hitachisolutions.com](mailto:UK.enquiries@hitachisolutions.com)



## About **Hitachi Solutions**

We're the global leader in delivering success with business applications, and **data services** based on the Microsoft Cloud.

Hitachi Solutions is a business application and **Azure data services consulting firm** and trusted provider of vertical industry solutions built on the Microsoft Cloud. Our mission is to help our clients compete with the largest global enterprises by using powerful, easy to use and affordable industry solutions. Our culture is defined by our values and our deep commitment to help our clients succeed.

We are a division of the 38th largest company in the world and bring to bear the strength of a very large network of interconnected Hitachi companies. At the same time, we remain absolutely committed to the nimble agility that helped us grow Hitachi Solutions from three founding partners to around 3,000 consultants, developers and support personnel all around the globe.