

# Modernize Your Healthcare Data Ecosystem

Your Fastest Path to a Clean,  
Actionable Data Foundation



# The #1 Challenge in Healthcare Data Analytics

---

**85%**

of organizations view analytics priorities as fundamental to achieving their strategic objectives.

**But only 20%**

of organizations fully trust their data

---

*Sage Growth Partners – Health System Leadership Survey 2021*

---

# Healthcare data analytics program do fail due to lack of....

---

## Speed

**80%** of time spent on data integration activities that have no visible impact to business stakeholders

---

## Standardization

single most factor for **de-trust** on data and outcomes

---

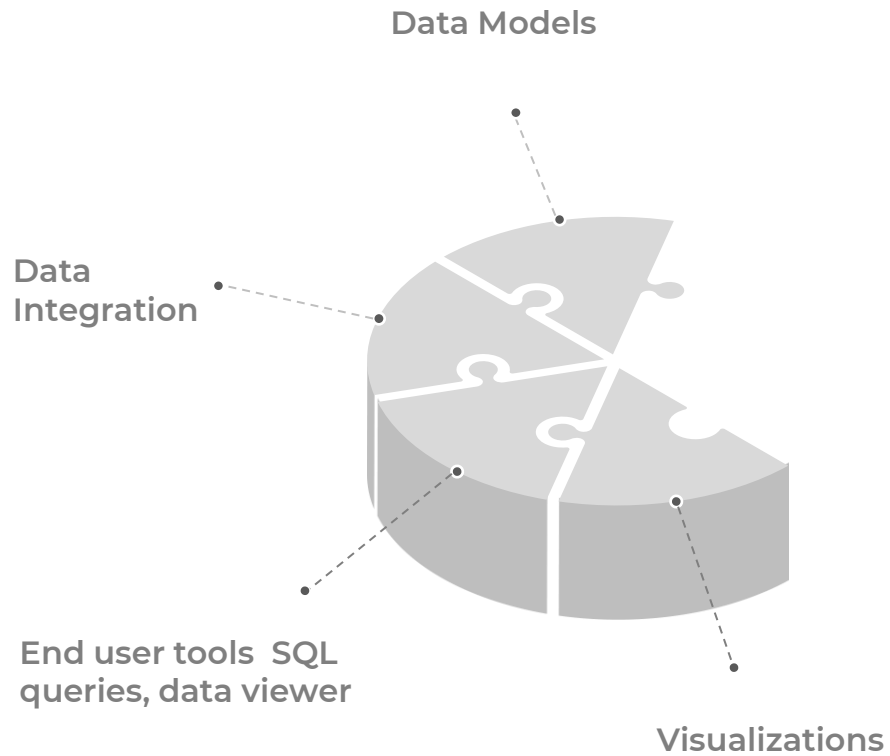
## Accessibility

**data is locked** in complex data architecture and needs advance querying skills

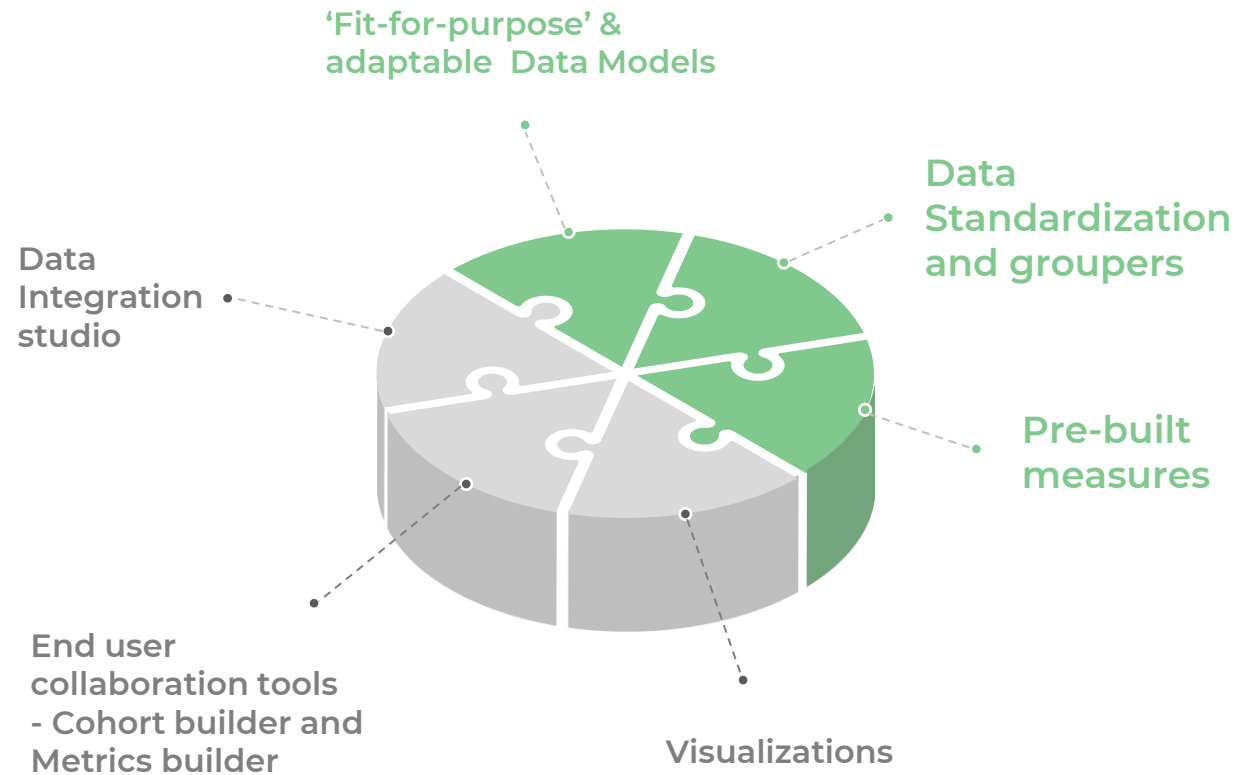
---

## Usability

**Non-usable data** disrupts efficiency and decision-making, impacting operations



# Key Components Brought by Most Platforms to Enable Data Programs



We simplify, standardize data foundation and accelerate analytics journey with Built in [Patient 360](#)

# HTC No/Low Code Approach

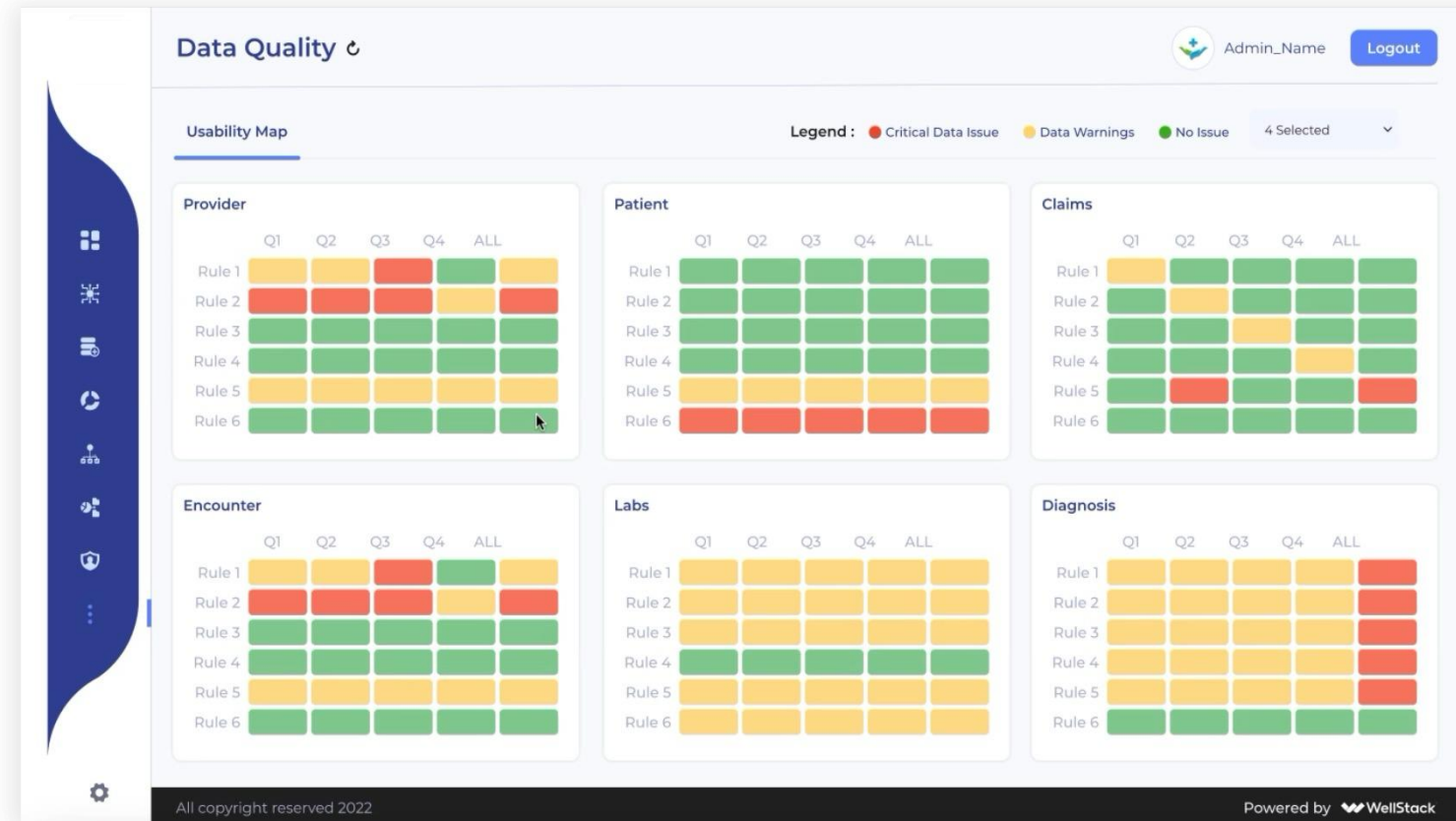
**Connect:** Discover and quality scan all critical data sources

**Clean:** Join and normalize data

**Map:** Healthcare specific coding, groupers, data models

**Enable:** Analytics and Data Science Teams

**Monetize:** Analyze, Predict, Action



Compatible with your current enterprise cloud and analytics strategy

# We are uniquely qualified

## Select Data Analytics Experience

- Member data from **22 health plans** covering **5.5M unique lives** to produce variety of intelligence, and management and data distribution
- Clinical, operational and financial data from **40+ health systems** covering **~5M unique lives** managing data integration, analytics, operations and data distributions for and 15 years' worth of clinical data

## Key Business Impacts Delivered

- Implementation times **4x Faster than Alternatives** reducing total cost of ownership.
- Enabled insights to **improve Quality Scores** for clients by **30-40%** as part of collaboration efforts with WHIO
- Reduced the new data source onboarding time by **70%-80%**
- New provider onboarding in less than **2 weeks**

## Key Data Sets Covered By HDAP Platform

Claims

EHR / Clinical

Patient / Member Engagement Data

HR

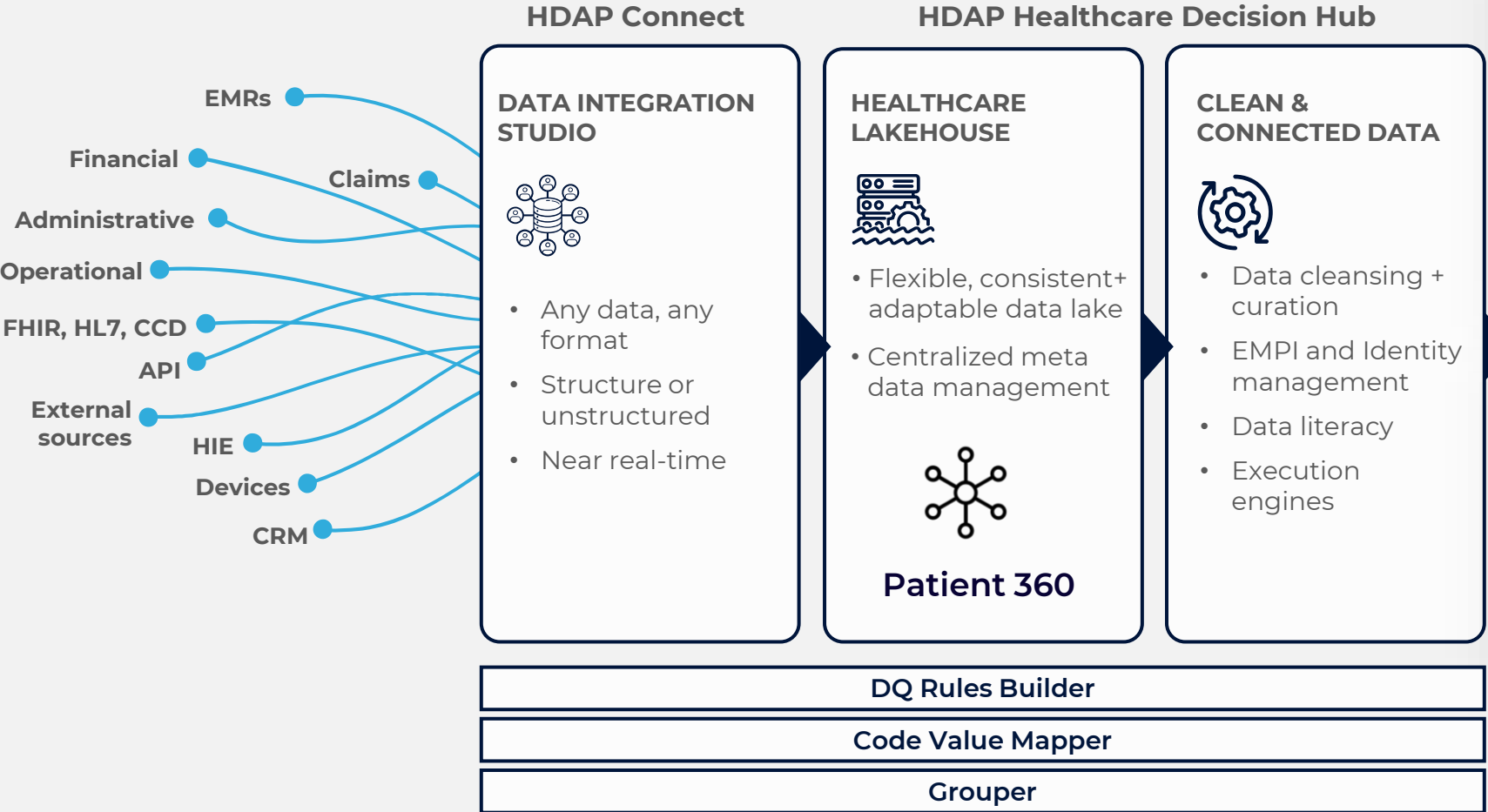
Imaging

Supply Chain

Med Device and Wearables

IoT

# HDAP Platform Introduction



## ANALYTICS & ACTION

**HDAP Studio**

- Cohort Builder
- Metric Builder
- Reports
- AI Studio
- Self Serv BI
- Insights

**Navigate – Population Health Application**

- End to End Population health management
- Empower - Patient engagement





# HDAP Platform for PHM - Our Solution Tenants

---

The HDAP **Patient 360** Data Foundation Underpins and Integrates each of the Core Solution Tenants

## HDAP Platform

Data Foundation for Patient centric information

## Analytics Sandbox

Dashboards, pre-built reports & measures

## Collaboration Tools

Cohort Builder, Metric Builder, Grouper, Code Value Mapper

## Decision Hub

Insights driven decision for care needs identification

## Navigate

Population Management and Care co-ordination Solution

# HDAP Platform for Operational Efficiencies - Our Solution Tenants

---

The HDAP **Provider 360** Data Foundation Underpins and Integrates each of the Core Solution Tenants

## HDAP Platform

Data Foundation for Provider centric information

## Analytics Sandbox

Dashboards, pre-built reports & quality measures

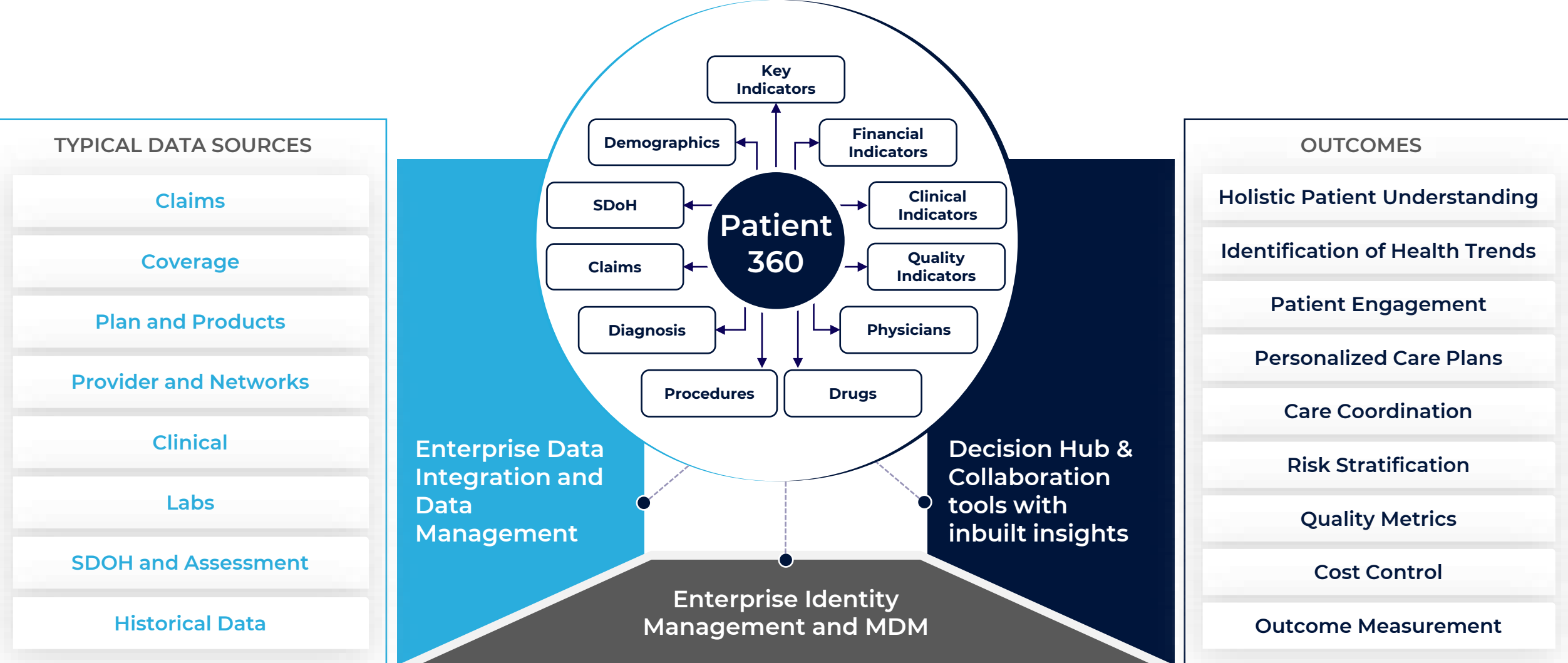
## Decision Hub

Insights driven decision for care needs identification

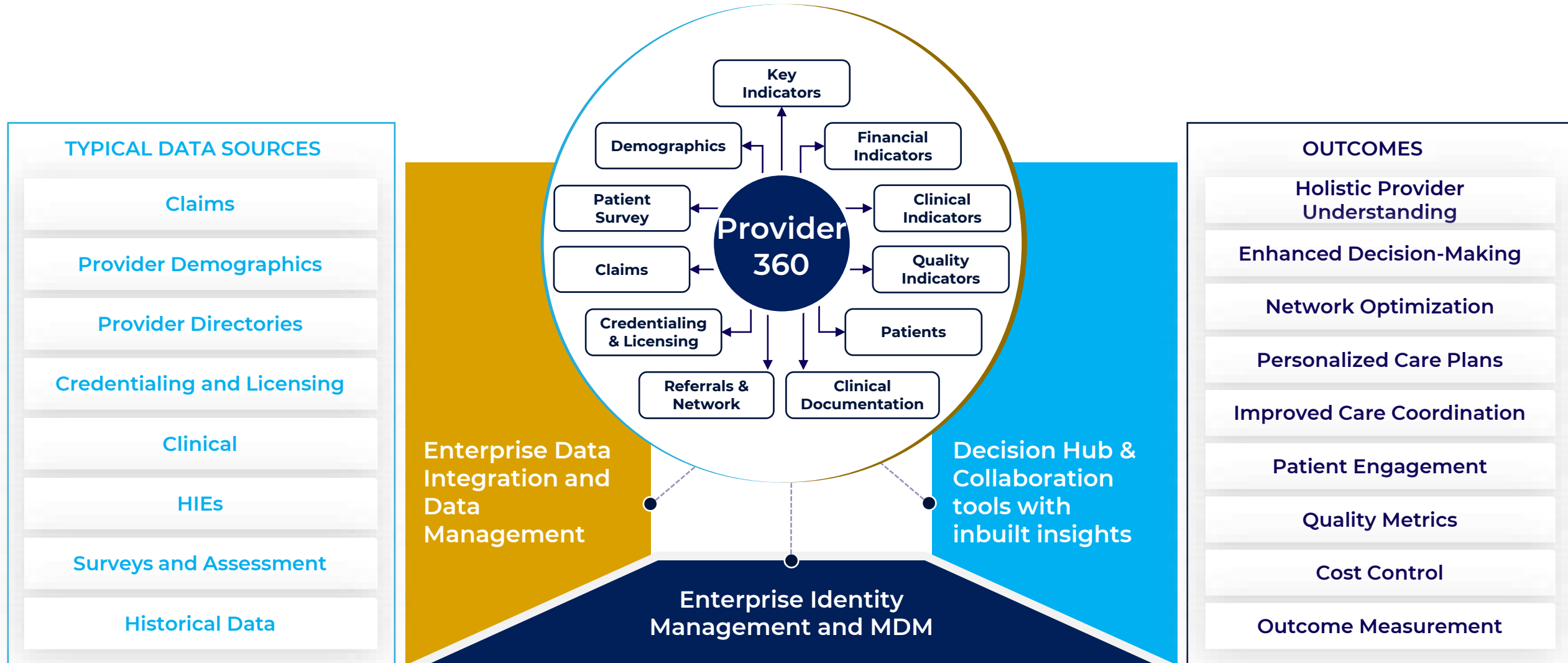
## Collaboration Tools

Cohort Builder, Metric Builder, Grouper, Code Value Mapper

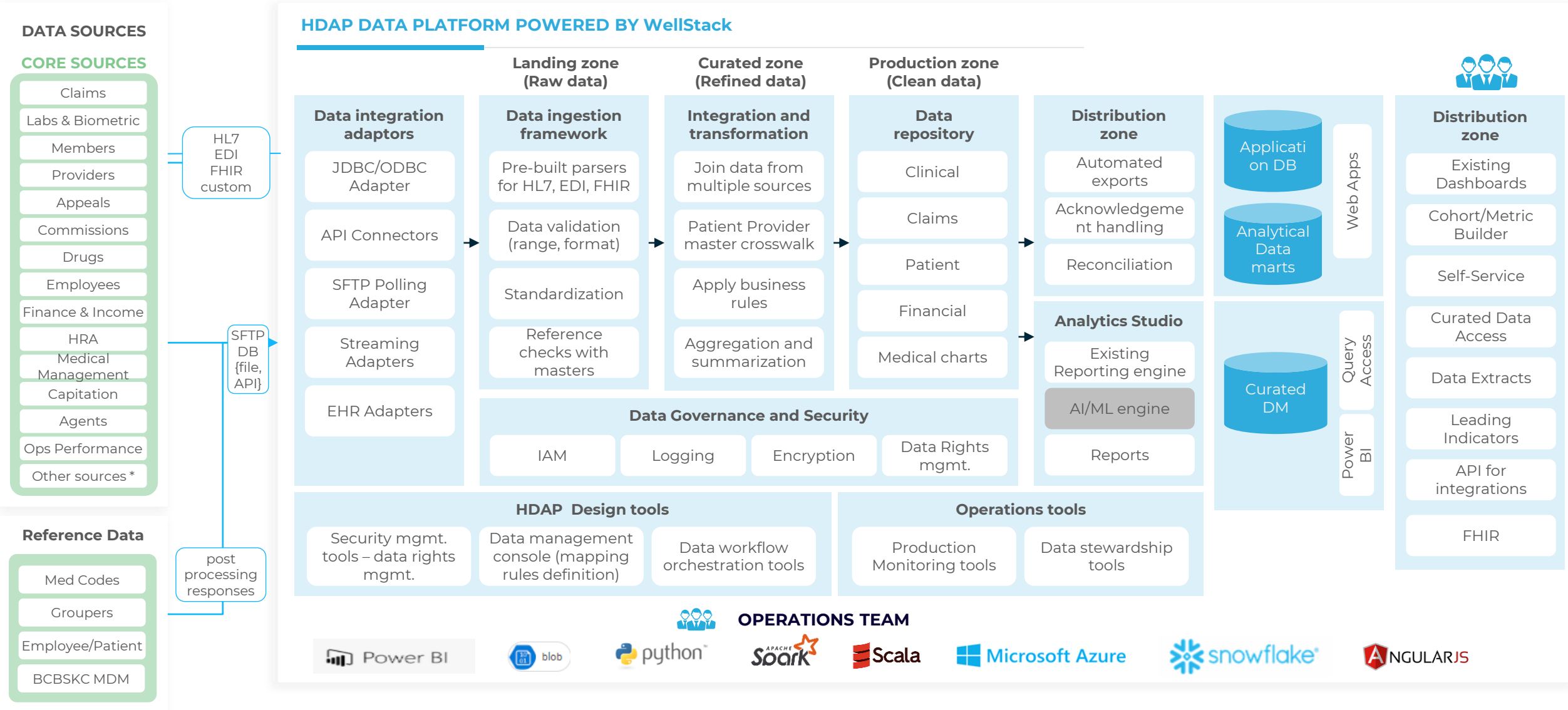
HTC's unique **Patient 360** platform serves as the cornerstone for gaining a comprehensive and continuous perspective on enterprise data. This in-depth understanding of data is essential for achieving success in Population Health Management & Quality performance initiatives.



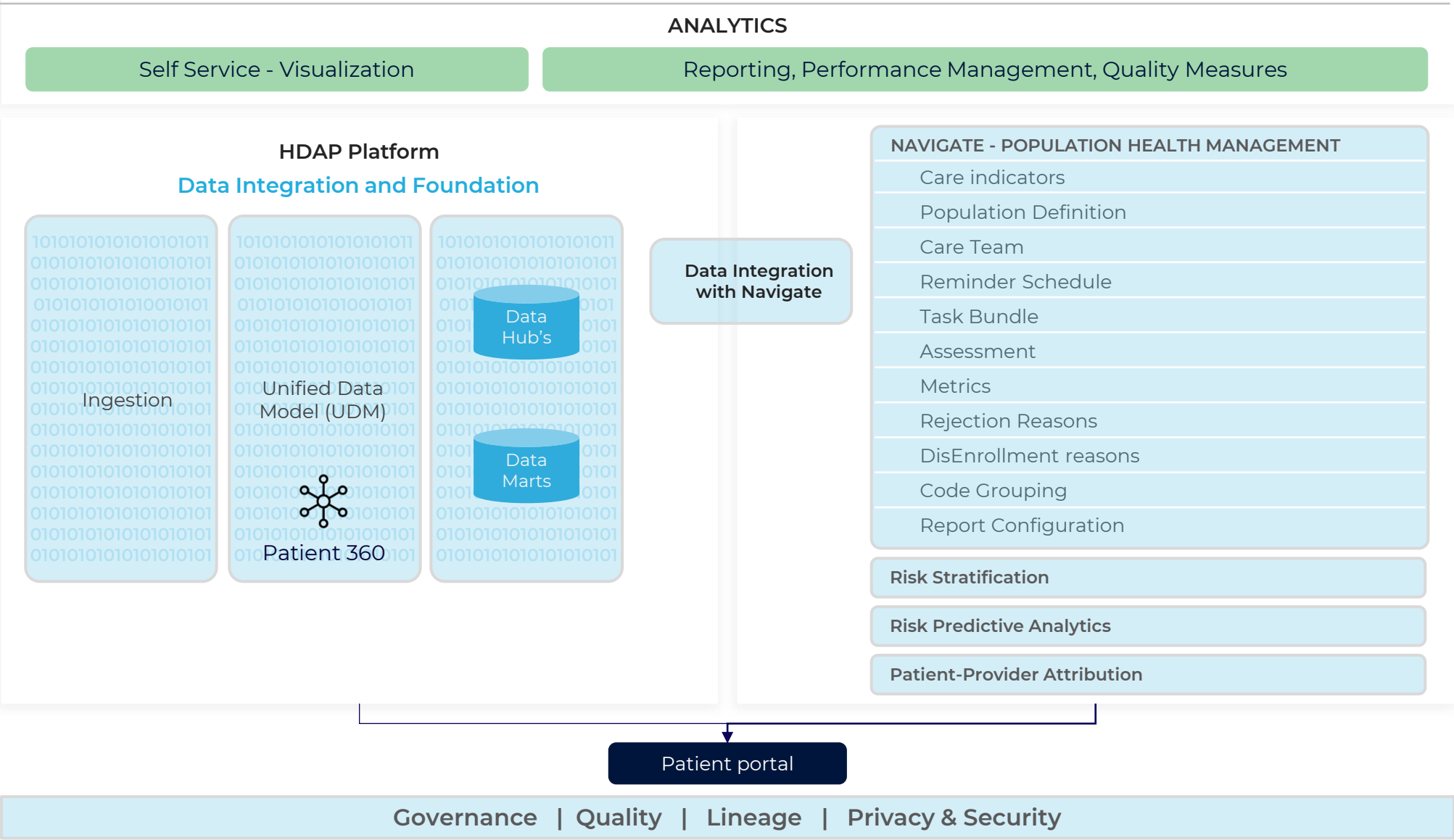
HTC's unique **Provider 360** solution offers a holistic view of healthcare providers, enabling healthcare organizations to make informed decisions about network management, referrals, and quality of care. It aids in enhancing patient outcomes and optimizing operational efficiencies



# Proposed Functional Solution



# HDAP Platform for PHM : Proposed End State Solution



Out of the box

Customizable

Empower platform/ 3<sup>rd</sup> party

# Why Us...

---

## Navigate Population Management Solution

Customizes precise care plans based on individual patient needs.

---

Considers social and behavioral determinants for more effective interventions.

---

Integrates analytics for real-time care plan adjustments and impact visualization.

---

Enhances patient-centric care, reduces costs, and improves satisfaction.

## Data Foundation with collaboration tools

Offers a **Patient 360-degree** view of patient healthcare data, improving decision-making.

---

Enhances data accuracy and security with unified data models.

---

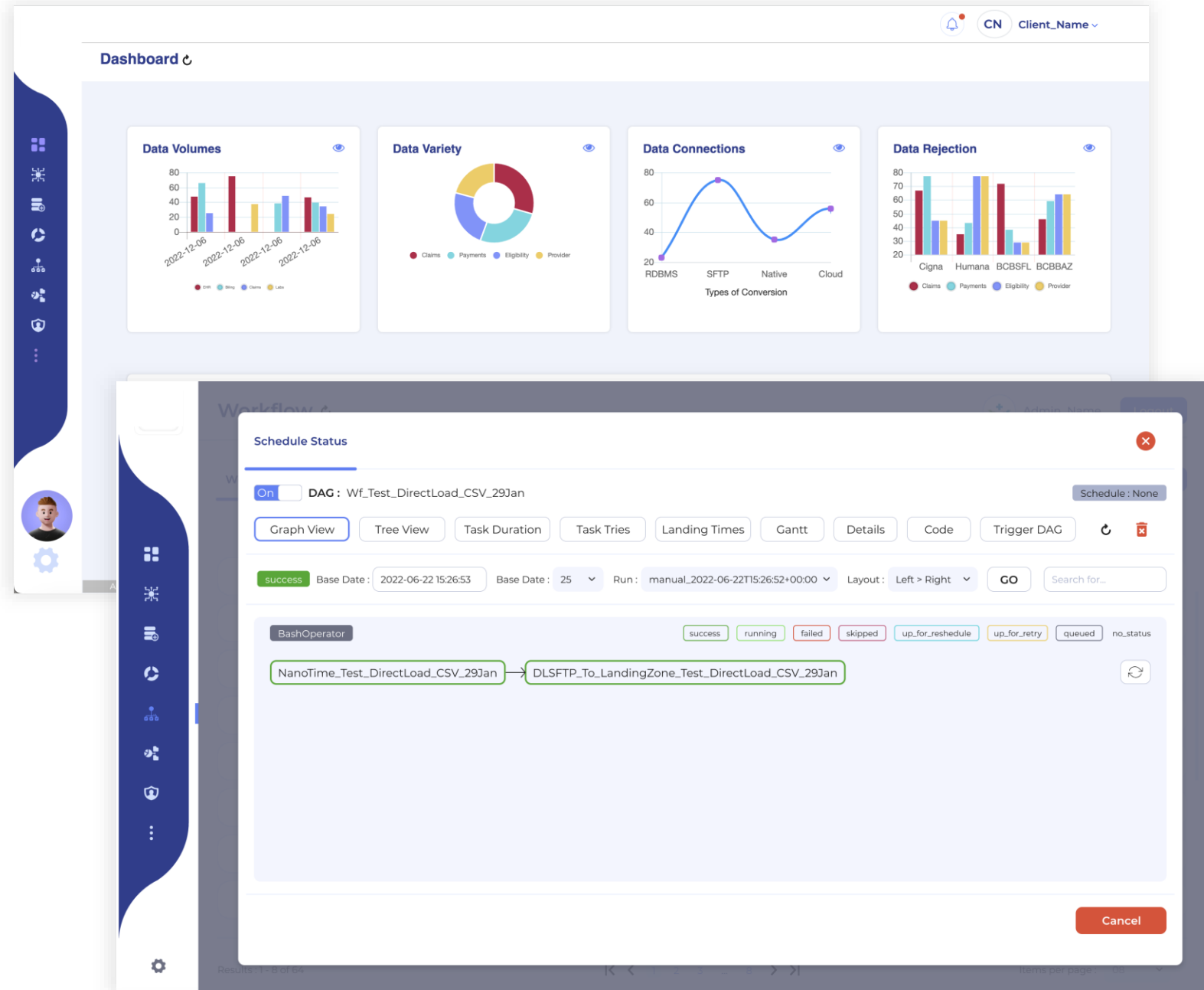
Simplifies data management with user-friendly no-code/low-code tools.

---

Supports value-based care initiatives and empowers healthcare leaders with actionable insights

# HDAP Connect

## – Data Integration Studio





# HDAP Analytics - Cohort and Metric Builder

HOME Richard Waller  
WellStack Admin MY PROFILE LOGOUT

**Cohort Builder**

1- General Information 2- Select Criteria Type 3- Summary

**Summary Details**

① General Information

Name : Behavioral Health + Breast Cancer Diagnosis  
 Description : Demo group on breast cancer and behavioral health  
 StatusCode : Active  
 Production Status : Published

② Criteria Types

1. Diagnosis Groupers

Client\_Name

**Same Day Cancellation**

**Same Day Cancellation**

**Top 10 Reasons**

**Average Room Out to Room In by Speciality and Quarter**

Q1

**Average Surgery Stop to Room In Times by Speciality and Quarter**

Q1

Abnormal Test Results 9%  
 Patient Already Delivered 6%  
 Patient not Cleared for Surgery 3%  
 Patient Requested 20%  
 Physician Request 41%  
 Surgery Canceled/Postponed

Scheduled Start Date: 1/1/2016 12:09 AM to 1/2/2016  
 Cancel Reason:  
 Abnormal Test Results  
 Anesthesia Added  
 Clearance Imported  
 Condition Improved  
 Patient Already Delivered  
 Patient II  
 Patient not Cleared for Surgery  
 Patient Requested  
 Physician Request  
 Surgery Canceled/Postponed

All copyright reserved 2022 Powered by WellStack

# Standard Report Library

Reports, Dashboards, Longitudinal Patient Detail Views, Cohort Analysis

The image displays two overlapping screenshots of a healthcare reporting application. The top screenshot shows the 'Report Library' interface, and the bottom screenshot shows the 'Patient Lookup' interface.

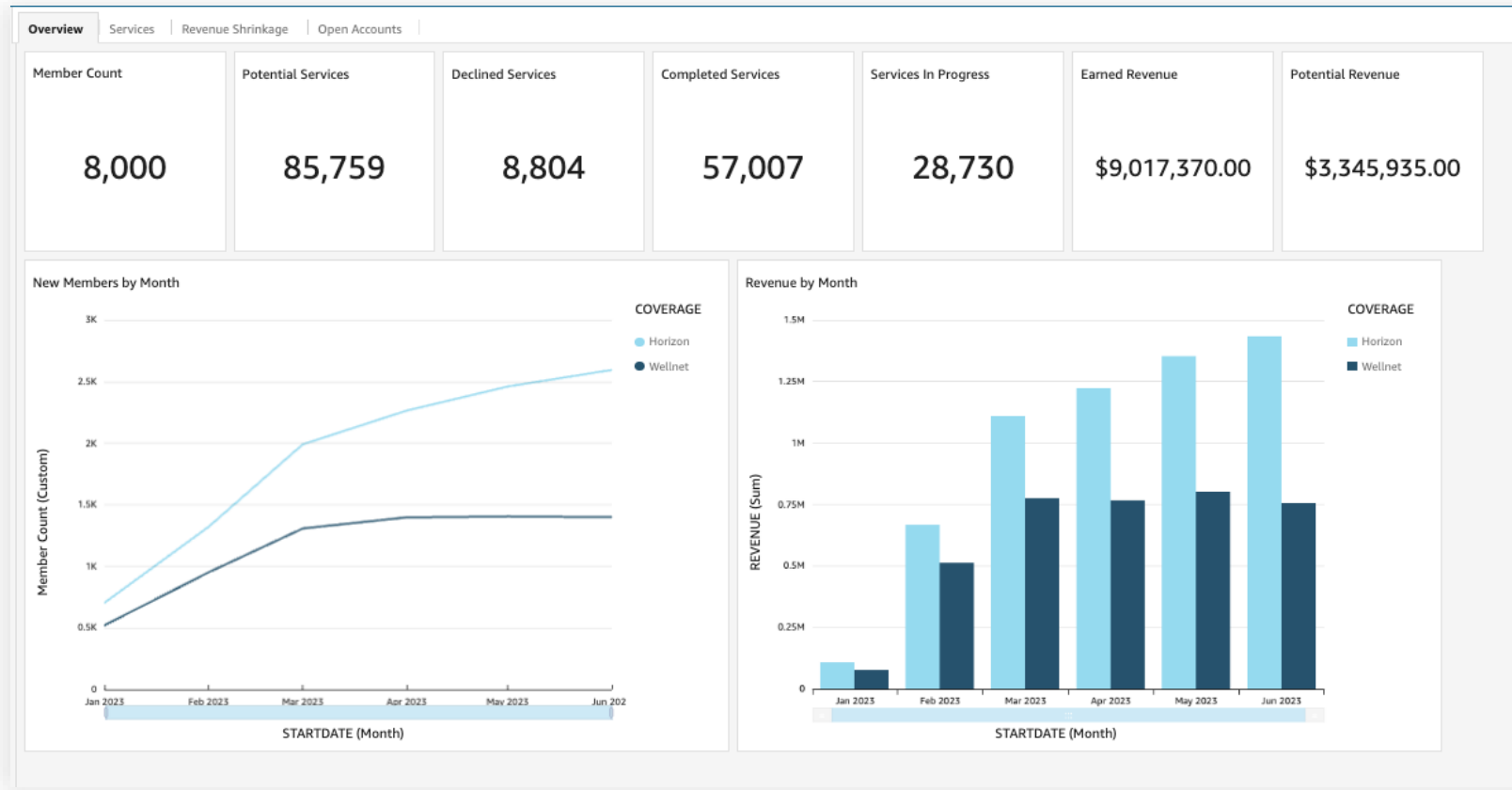
**Report Library Interface:**

- Header:** HOME icon, user name 'Richard Waller', role 'WellStack Admin', and links for 'MY PROFILE' and 'LOGOUT'.
- Left Navigation:**
  - Report Builder
  - Report Library** (selected)
  - Multiple Performance Measures
  - Single Performance Measure
  - Data Quality
  - Service Counts
  - Cohort Builder Results
  - Metric Builder Results
  - Value-based Care
  - Public Reporting Measures
  - Care Quality
  - Diabetes Care Gaps
  - Access Management
  - Data Quality Management
  - Metadata Management
  - Data Access
- Main Content:** A grid of report categories:
  - Multiple Performance Measures:** Compare multiple performance measures within an organization.
  - Single Performance Measure:** Compare a single performance measure by clinic and provider.
  - Data Quality:** Identify critical and semi-critical data quality issues.
  - Service Counts:** Track time trends in service use by organization.
  - Cohort Builder Results:** Review the results of the Cohort Builder.
  - Metric Builder Results:** Review the results of the Metric Builder.
  - Value-based Care:** Live link to claims-based value reports.
  - Public Reporting Measures:** Live link to public EHR-based performance measure reports.
  - Care Quality:** Identify high and low performing clinics, providers, and

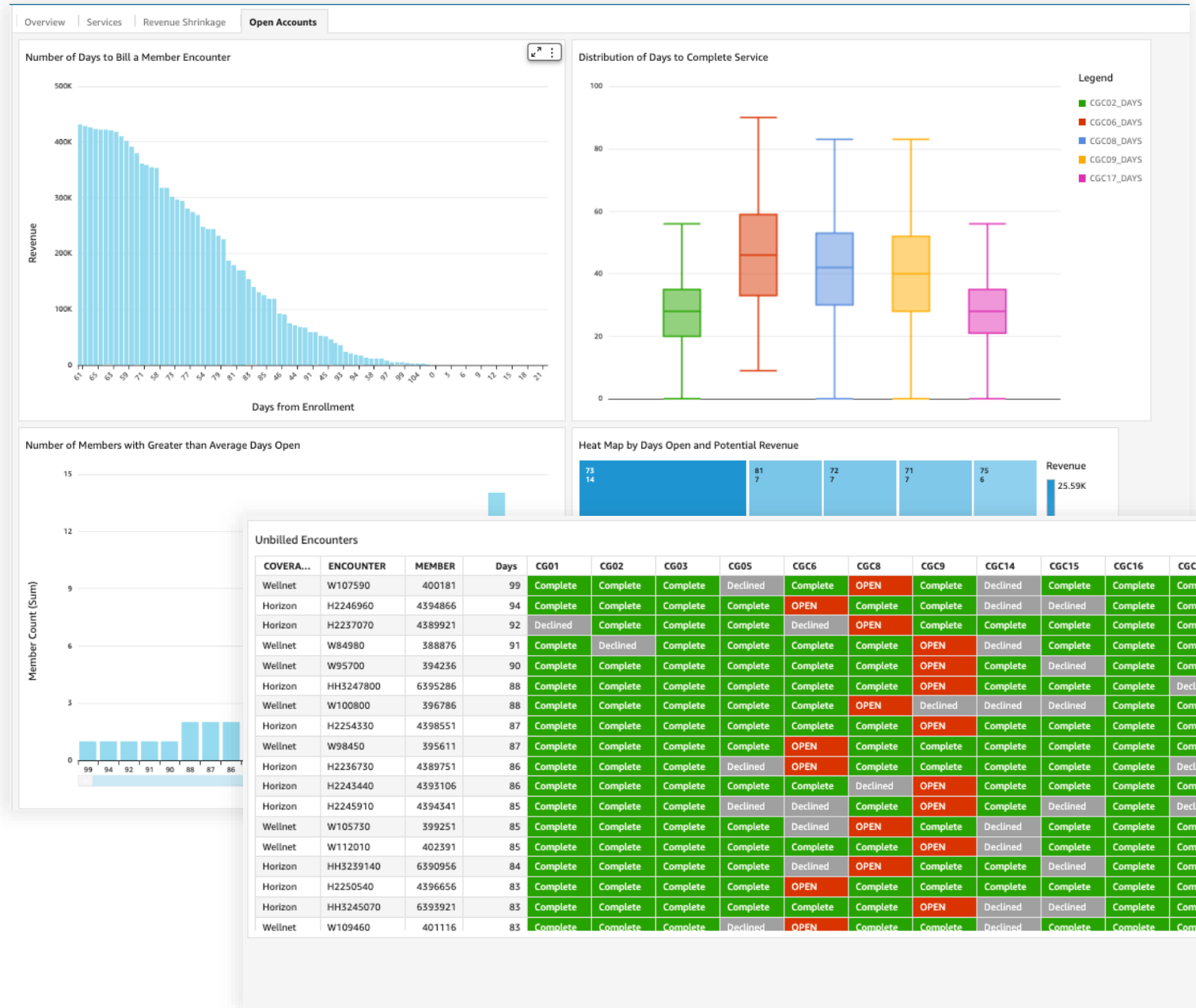
**Patient Lookup Interface:**

- Header:** HOME icon, user name 'Richard Waller', role 'WellStack Admin', and links for 'MY PROFILE' and 'LOGOUT'.
- Section:** Patient Lookup
- Search Form:** Member Organization (Select Organization \*), Patient Lookup, Patient ID \*, OR, Last Name \*, First Name, Date of Birth \*.
- Test Details (Left Panel):**
  - Test: B
  - Test Member: 2
  - DOB: 08/07/1954
  - Patient ID: MRN-628531
  - Gender: Female
  - Patient View:**
    - Summary (selected)
    - Diagnosis Details
    - Procedure Details
    - Episode Details
    - Medication Details
    - BP Reading Details
    - Measure/Lab Details
- Summary View (Main Content):**
  - 2021-12-01:** Provider(s): N/A, Location(s): NA.
    - Diagnosis Codes: N/A
    - DRG Code: N/A
    - BP Readings: N/A
    - Procedure Codes: EGFR NON-AFRICAN AMERICAN GROUPE, EGFR GROUPE, EGFR AFRICAN AMERICAN GROUPE, DEAN MACROALBUMIN LRR GROUPE, CALCIUM GROUPE, HEMOGLOBIN GROUPE, URINE PROTEIN QUANTITATIVE GROUPE
    - Medications Prescribed: 161
    - Measure/Labs: DEAN MACROALBUMIN LRR GROUPE (6.90), EGFR AFRICAN AMERICAN GROUPE (75.00), HEMOGLOBIN GROUPE (11.90), EGFR GROUPE (75.00), EGFR NON-AFRICAN AMERICAN GROUPE (75.00), URINE PROTEIN QUANTITATIVE GROUPE (6.90), CALCIUM GROUPE (9.40)
  - 2021-11-29:** Provider(s): N/A, Location(s): NA.
    - Diagnosis Codes: N/A
    - DRG Code: N/A
    - BP Readings: N/A

# Care Gaps Analysis



# Care Gaps Analysis



# HDAP Quality Indicators

Overview | Focus Areas | PCP High BP | PCP Portal | Patient Detail

Controls | Period End Date 2023/07/01 0...

Quality Indicators Tracked	Indicators Meeting Goal	Patients Interactions	Patients in Compliance	Opportunities for Interaction
<b>61</b>	Jul 1, 2023 36	Jul 1, 2023 2,478,056	Jul 1, 2023 844,999	<b>1,633,057</b>
	Jun 1, 2023 26	Jun 1, 2023 2,428,384	Jun 1, 2023 838,266	

### Performance by Quality Area

Quality Area	Indicat...	Meeting	Qualified	Compl...	Opportun..	% Compliant	Prior	Prior Month	Prior Month %	%
Adolescent Care	3	1	20,244	12,609	7,635	62.29%	20,410	12,620	61.83%	0.45%
Behavioral Health Care	6	4	80,493	68,389	12,104	84.96%	77,222	66,040	85.52%	-0.56%
Cancer Screening	7	4	1,387,961	299,889	1,088,072	21.61%	1,337,057	300,126	22.45%	-0.84%
Controlling High Blood Pressure	7	6	56,171	48,612	7,559	86.54%	57,500	46,828	81.44%	5.1%
Managing Diabetes Mellitus	21	15	247,699	112,596	135,103	45.46%	250,276	109,649	43.81%	1.65%
Managing Patient BMI	4	2	469,595	115,920	353,675	24.69%	480,654	114,344	23.79%	0.9%
Pediatric Care	8	3	16,154	6,148	10,006	38.06%	16,632	5,833	35.07%	2.99%
Vaccinations for Adults	5	1	199,739	180,836	18,903	90.54%	188,633	192,437	102.02%	-11.48%

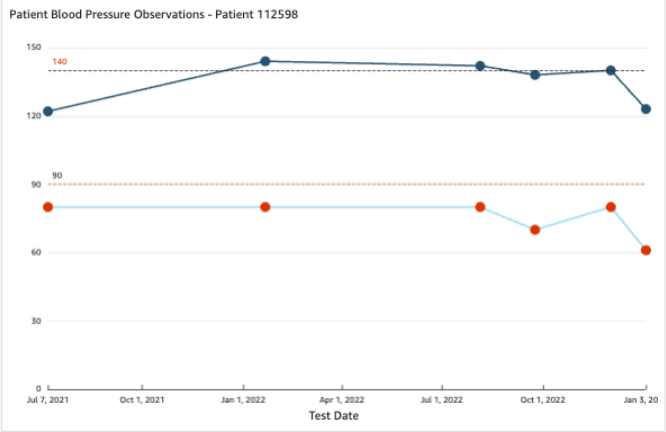
### Performance by Quality Indi

- Quality Indicator
- Adolescent Immunization Statu
- Adolescent Immunization Statu
- Adolescent Well-Care Visits 20
- Adult Body Mass Index (BMI) Cc
- Adult Body Mass Index (BMI) Cc
- Adult Body Mass Index (BMI) Cc
- Adult Body Mass Index (BMI) Cc
- Adult Body Mass Index (BMI) Cc
- Adult Pneumococcal Vaccination

Overview | Focus Areas | PCP High BP | PCP Portal | Patient Detail

Patient Status

Patient MR	BP	Asp...	Tobba..	Sta...	All
112598	✗	✓	✓	✓	✗



Medications Patient - 112598

Date ...	Medication ...	Medication Description	Frequency	Status
Dec 2, 2022	1191	Aspirin	EVERY MORNING	Active
Dec 2, 2022	202554	Ecotrin	EVERY MORNING	Active
Dec 2, 2022	215431	Aspir-Low	EVERY MORNING	Active
Dec 2, 2022	215568	Bayer Aspirin	EVERY MORNING	Active
Dec 2, 2022	215770	Bufferin	EVERY MORNING	Active
Dec 2, 2022	217481	Halfprin	EVERY MORNING	Active
Dec 2, 2022	318272	aspirin 81 MG Chewable Tablet	EVERY MORNING	Active

# Patient 360 – Condition, Readmission, Demographics

Overview | **Readmissions** | Patient Demographics | Risk Factors

Controls Procedure Year equals 2019, 2020, 2...

**Outpatient Ablation Summary**

PROCEDURECODE	PROCEDURE	Procedur...	30 Day
93650	ICAR CATHETER ABLATION ATRIOVENTR NODE FUNCTION	328	0%
93653	EPHYS EVAL W/ABLATION SUPRAVENTR ARRHYTHMIA	1,556	1.67%
93654	EPHYS EVAL W/ABLATION VENTRICULAR TACHYCARDIA	537	3.54%
93656	EPHYS EVL TRNSPTL TX ATRIAL FIB ISOLAT PULM VEIN	2,713	1.07%

**Outpatient Ablation Summary**

DIAGNOSIS...	DIAGNOSISDESCRIPTION	PROCEDURECODE	Procedures	30 Day Readmit %
1480	Paroxysmal atrial fibrillation	93654	26	7.69%
		93653	38	5.26%
		93650	1	0%
		93656	105	0%
1481	Persistent atrial fibrillation	93650	1	0%

Overview | Readmissions | Patient Demographics | Risk Factors

**Rate of Ablation Procedures with Follow-up Procedures**

**Mult-factor 30 Day Readmission Study**

**Number of Ablation Procedures by Member Organization**

**Annual Revenue from Ablation Procedures**

**Sum of Procedures Count and 30 Day Readmit Rat**

PROCEDURE	Sum
EPHYS EVL TRNSPTL TX ATRIAL FIB ISOLAT PULM VEIN	2,713

**Revenue by Procedure**

**Number of Patients by Organization**



Thank you

# Additional Dashboards

