

Power BI Governance Assessment

A 2-week analysis phase of your current BI situation and Power BI needs.





Frequently asked questions from the business



Power BI Administrator

Appointed responsible for the Power BI service

How do we establish the service and in what order?
Who should we involve and what roles do we need?
what tasks should each role have?
What can we do ourselves and what should we get external assistance for?
What should we focus on right now, and what can be postponed?
Which license models are there and how do we optimize costs? Should we go for Premium and what capacity will suit our needs?
Which functions in Power BI should we offer, and which should be strictly regulated?
What training needs do we have and how can we cover these? How does interaction work in Power BI in a multitenancy environment?



BI Team

Data and analysis responsible

Should we offer self-service BI, central BI or a combination?
How should we offer, share and work with the data?
How can we minimize duplication of data?
How can we retrieve data from our local data center in a safe and secure way?
What data sources are supported and how often can they be updated?
How can we minimize duplication of data?
How should a Power BI solution project be run?
When do we use Power BI Dataflows?
How can we share to external parties? What is the most efficient way to update large datasets?



Security

Responsible for data security and privacy

How should we get control?
Who should be allowed to create workspaces?
How do we secure work areas?
How do I know what is shared internally and publicly?
How can we share to external parties?
How much flexibility should be offered for each user group?
How do we ensure privacy is safeguarded.
Does Power BI support column and row security? How do we create a good risk analysis for the platform?



IT Department

Responsible for operational activities and routines

How should the service be operated and managed?
How do we handle Access Control? Which routines and processes should be established?
How do we prepare user support for Power BI inquiries?
What software and drivers need to be distributed and to whom?
How can we gain better insight into how the service is used?
How should a local data gateway be set up?
What should be monitored?
How is a Power BI Premium node operated?

Power BI Governance Assessment

Best practices from Microsoft combined with Ingraphic's customer experiences from enterprise and ISV deployments of Power BI

Power BI Adoption Roadmap

[Power BI adoption roadmap - Power BI | Microsoft Docs](#)



Power BI implementation planning

[Power BI implementation planning - Power BI | Microsoft Docs](#)


Power BI Governance Assessment

A 2-week analysis phase of your current BI situation and Power BI needs.




Information Collection

Interviews with key people
in the business



Documentation

Management model, RACI, risk assessment and
recommended service submission



Presentation

Review of the assessment
output

Information gathering

Collecting information and documentation from the current Power structures.

An Ingraphic architect in collaboration with a contact person in the organization will carry out information gathering, which will take place in the form of interviews of key people in the organization.





Documentation

Building the foundation recommendations

Based on the information gathering phase, an Ingraphic architect will produce a written result that gives you a clear picture of what you should focus on, which setting is recommended, which licenses and activities should be assessed, and in which order.

There will be a recommendation on who should carry out activities and what training needs have been identified. In addition, which procedures, routines, forms and templates are recommended to be established to ensure good adoption and efficient operation of the service.

Presenting results

Presenting insights and recommendations for further activities

The final result will be presented in a joint workshop, where you will have time to read through beforehand and get answers to any remaining questions. The aim is to ensure that you are left with a good understanding of the content. In the project phase, it will also be possible to get answers to questions that you are stuck with and to discuss ideas and challenges.





Example of recommendations



Service settings

Recommended configuration of service settings

Kategori	Innstilling Kategori	Innstilling	Status	Standard	Gjelder for	Kommentar
Risikohåndtering	Workspace settings	Block notifications for scheduled workspace upgrades	Enabled	Slått på som standard	Hele organisasjonen	Vi anbefaler at denne er
Risikohåndtering	Information protection	Allow users to apply sensitivity labels for Power BI content	Enabled	Slått av som standard	Spesifikk sikkerhetsgruppe	Sterkt anbefalt at denne
Risikohåndtering	Information protection	Apply sensitivity labels from data sources to their data in Power BI (preview)	Enabled	Slått av som standard	Spesifikk sikkerhetsgruppe	Anbefaler å slå denne på
Risikohåndtering	Information protection	Automatically apply sensitivity labels to downstream content (preview)	Enabled	Slått av som standard	Spesifikk sikkerhetsgruppe	Anbefaler å slå denne på
Risikohåndtering	Information protection	Allow workspace admins to override automatically applied sensitivity labels (pre	Enabled	Slått av som standard	Spesifikk sikkerhetsgruppe	Anbefaler å slå denne på
Risikohåndtering	Information protection	Restrict content with protected labels from being shared via link with everyone	Enabled	Slått av som standard	Spesifikk sikkerhetsgruppe	Det anbefales at denne s
Risikohåndtering	Export and sharing settings	Allow Azure Active Directory guest users to access Power BI	Enabled	Slått på som standard	Spesifikk sikkerhetsgruppe	Det anbefales at denne s
Risikohåndtering	Export and sharing settings	Invite external users to your organization	Disabled	Slått på som standard	Spesifikk sikkerhetsgruppe	Må avklares, men hvis de
Risikohåndtering	Export and sharing settings	Allow Azure Active Directory guest users to edit and manage content in the orga	Enabled	Slått av som standard	Spesifikk sikkerhetsgruppe	Det anbefales å slå på de
Risikohåndtering	Export and sharing settings	Show Azure Active Directory guests in lists of suggested people	Enabled	Slått av som standard	Spesifikk sikkerhetsgruppe	Må avklares, men anbefa
Risikohåndtering	Export and sharing settings	Publish to web	Enabled	Slått på som standard	Spesifikk sikkerhetsgruppe	Slått på, men strengt reg
Risikohåndtering	Export and sharing settings	Copy and paste visuals	Enabled		Spesifikk sikkerhetsgruppe	Anbefales å være slått på
Risikohåndtering	Export and sharing settings	Export to Excel	Enabled		Spesifikk sikkerhetsgruppe	Anbefales å være slått på
Risikohåndtering	Export and sharing settings	Export to .csv	Enabled		Spesifikk sikkerhetsgruppe	Anbefales ikke å være slå
Risikohåndtering	Export and sharing settings	Download reports	Enabled		Spesifikk sikkerhetsgruppe	Anbefales å være slått på
Risikohåndtering	Export and sharing settings	Allow live connections	Enabled		Spesifikk sikkerhetsgruppe	Anbefales å være slppt på
Risikohåndtering	Export and sharing settings	Export reports as PowerPoint presentations or PDF documents	Enabled	Slått på som standard	Spesifikk sikkerhetsgruppe	Anbefales å være slått på
Risikohåndtering	Export and sharing settings	Export reports as MHTML documents	Enabled	Slått på som standard	Spesifikk sikkerhetsgruppe	MHTML Export brukes i
Risikohåndtering	Export and sharing settings	Export reports as Word documents	Enabled	Slått på som standard	Spesifikk sikkerhetsgruppe	Anbefales å være slått på
Risikohåndtering	Export and sharing settings	Export reports as XML documents	Enabled	Slått på som standard	Spesifikk sikkerhetsgruppe	XML Export brukes i Pag
Risikohåndtering	Export and sharing settings	Export reports as image files	Enabled	Slått på som standard	Spesifikk sikkerhetsgruppe	Export as images gjør det
Risikohåndtering	Export and sharing settings	Print dashboards and reports	Enabled		Spesifikk sikkerhetsgruppe	Må avklares, men anbefa
Risikohåndtering	Export and sharing settings	Certification	Enabled		Spesifikk sikkerhetsgruppe	Denne anbefales å være s
Risikohåndtering	Export and sharing settings	Email subscriptions	Enabled		Spesifikk sikkerhetsgruppe	Anbefales å være slått på
Risikohåndtering	Export and sharing settings	Featured content	Enabled		Spesifikk sikkerhetsgruppe	Anbefales å være slått på
Risikohåndtering	Export and sharing settings	Allow connections to featured tables	Enabled		Spesifikk sikkerhetsgruppe	Anbefales å være slått på
Risikohåndtering	Export and sharing settings	Enable Microsoft Teams integration in the Power BI service	Enabled		Spesifikk sikkerhetsgruppe	Anbefales å være slått på

Each setting is documented with recommendations based on your business needs.



Example of recommendations

The Power BI service is managed via the Power BI Admin portal and provides the opportunity to increase the Power BI experience by activating new functionality, but the service must at the same time be limited with risk-reducing measures.

Each service setting is recommended to have its own security groups associated to achieve full flexibility. Power BI changes frequently and the settings in the service should be regularly revised.

The following activities are recommended to achieve optimal and safe operation of Power BI:



Alarmer

Log og Audit data

- High use of sharing from personal workspace.
- High consumption of reports from personal work areas.
- Heavily used by content that is not certified.
- Many datasets published by the same developer.
- data updates often fail.



Rutiner

Activities at given intervals

- Review the Power BI Release Plan
Monthly
- Maintenance of RACI
Every other month
- Management model maintenance
Every other month
- Maintenance of Risk Analysis
Every other month
- Power BI Admin Meeting
Every other month



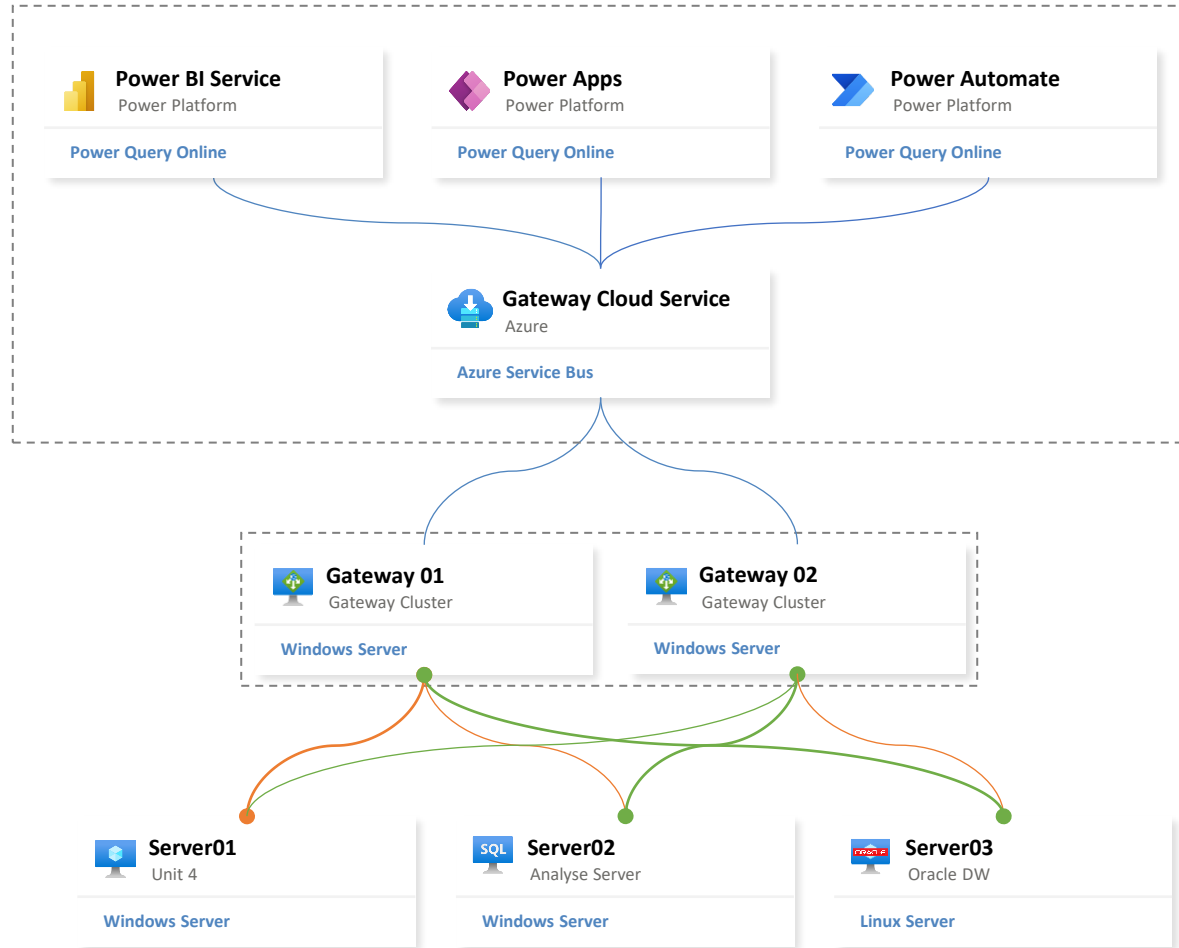
Processes

Activity flow chart

- Power BI Release Plan
- Create new tenant groups
- Access control of tenant settings
- Initiation of new companies in the structure



Example of recommendations



Data gateways are recommended to be set up in clusters with failover and high availability to create and keep good and fast availability of the data.



Alarms

Sent to IT

- Alarm that warns of downtime
- Alarm for high consumption of CPU
- Alarm for high consumption of memory
- Alarm for high disk load



Routines

Activities at given intervals

- Gateway upgrade
Monthly
- Review of accesses
Monthly



Processes

Activity flow chart

- Gateway upgrade
- Gateway access control
- Gateway troubleshooting



Example of recommendations

Forms should be created in the company's support tool so that end users can easily order assistance for the Power BI service.



Questions

Forms for submitting questions



Microsoft Power BI
Standard programvare og interne sider

Angi forespørseldetaljer

Tittel på henvendelsen *

Velg ønsket handling *

- Spørsmål
- Feil
- Bestilling av programvare
- Bestille tilgang

Type programvare

Hvilke type programvare gjelder henvendelsen*

- PowerBI.com
- Power BI Desktop
- Power BI Mobile
- Lokal datagateway
- Lisens
- Annet

Beskrivelse *



Feil

Skjema for å rapportere feil



Microsoft Power BI
Standard programvare og interne sider

Angi forespørseldetaljer

Tittel på henvendelsen *

Velg ønsket handling *

- Spørsmål
- Feil
- Bestilling av programvare
- Bestille tilgang

Feilmelding *

Antall berørte brukere *

Type programvare

Hvilke type programvare gjelder henvendelsen*

- PowerBI.com
- Power BI Desktop
- Power BI Mobile
- Lokal datagateway
- Annet

Beskrivelse *



Bestille tilgang

Skjema for å bestille tilgang



Microsoft Power BI
Standard programvare og interne sider

Angi forespørseldetaljer

Tittel på henvendelsen *

Velg ønsket handling *

- Spørsmål
- Feil
- Bestilling av programvare
- Bestille tilgang

Type programvare

Hvilke type programvare gjelder henvendelsen*

- PowerBI.com
- Lokal datagateway
- Annet

Type tilgang

Hvilken type tilgang gjelder henvendelsen*

- Opprette arbeidsområde
- Publisering til web
- Tilate gjestebrukere
- Opprette sikkerhetsgruppe
- Annet

Beskrivelse *



Bestilling av programvare

Skjema for å bestille programvare



Microsoft Power BI
Standard programvare og interne sider

Angi forespørseldetaljer

Tittel på henvendelsen *

Velg ønsket handling *

- Spørsmål
- Feil
- Bestilling av programvare
- Bestille tilgang

Type programvare

Hvilke type programvare gjelder henvendelsen*

- Power BI Desktop
- Power BI Mobile
- Power BI Premium
- Lokal datagateway
- Annet

Beskrivelse *

Want to know more about the 10-day Power BI Assessment?

Contact us for a free introduction meeting and references review



Ingraphic

Phone & Email

Direct Line: +47 22 120 125

info@Ingraphic.no

Microsoft
Partner



Gold Data Analytics
Gold Cloud Platform