



**INOVASYS**


Think**BIG**

# What is Azure Lab Services?



Azure Lab Services enables you to quickly set up an environment for your team (for example: development environment, test environment, classroom lab environment) in the cloud.

Hands-on learning is the  
best way to study...



...but as IT, maintaining a physical lab can be:



Complicated,  
time consuming and  
expensive



Students aren't necessarily within the institution anymore...



# Students own different devices



# Azure Lab Services

- ✓ Simple
- ✓ Cost-effective
- ✓ Flexible



# Azure Lab Services

- ✓ Provides lab resources to students in any location from any device
- ✓ Enables faculty staff to create labs and support their classes without needing IT dept. intervention
- ✓ Has an all-inclusive pricing model to provide easy budgeting
- ✓ Provides controls over scheduling and availability of lab resources to only pay for what is used






# Azure Lab Services - Personas



IT Administrator




Professors / Tutors



Students


# Azure Lab Services - General flow

## Step 1: IT Management




- Create Lab Accounts
- Define custom images for the Labs
- Make images available for the Labs
- Assign professors/tutors to their Labs
- Integrates Labs to existing VNets

## Step 2: Professors/Tutors Management



- Create new Labs as needed
- Manage Lab usage: scheduling, quotas
- Creates VM templates for each Lab
- Manages students invitation

## Step 3: Students



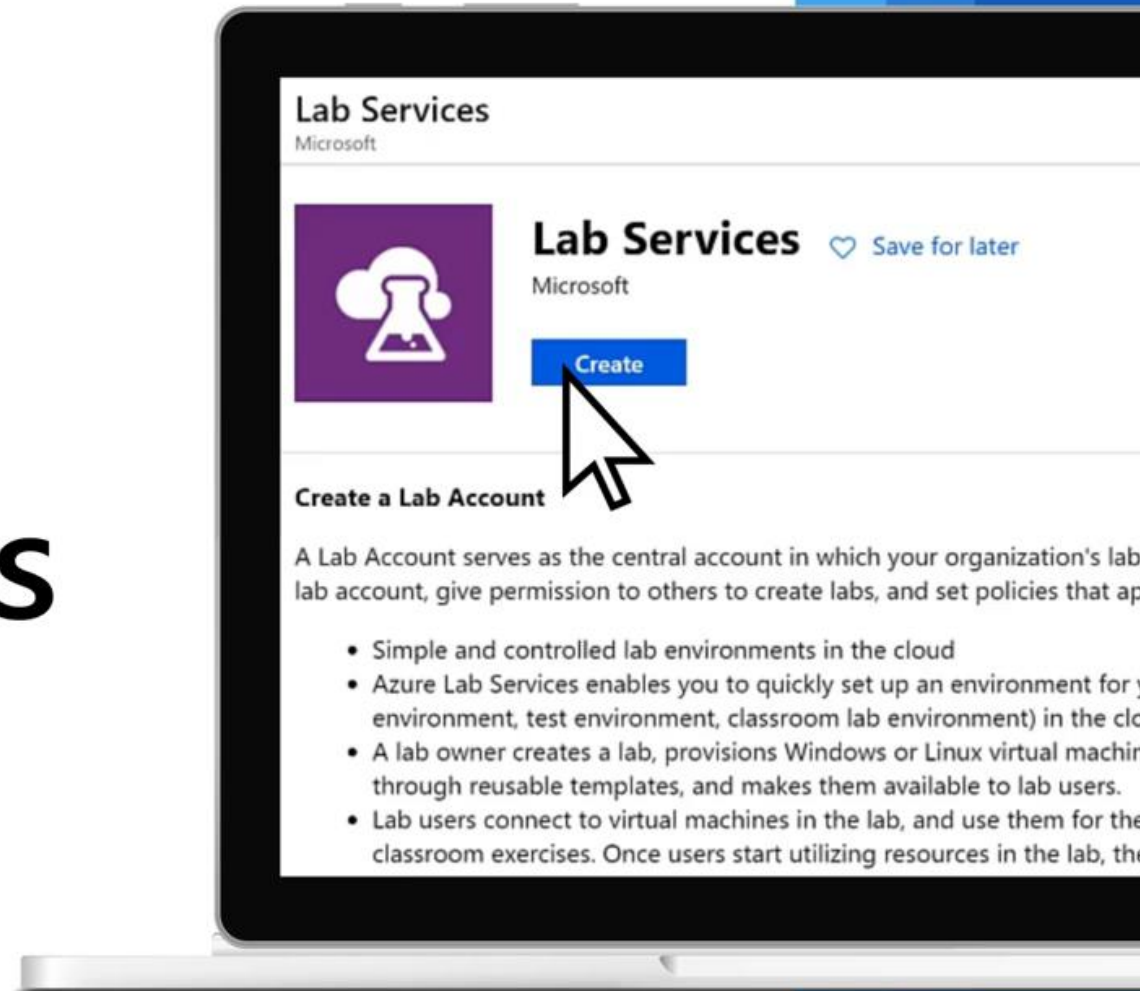
- Get registered and joined into a Lab
- Can see all Labs available
- Connect to Lab's VMs via RDP

Demo



Microsoft Azure

# Setting up Lab Services



**We Look Forward to Partnering With You...**

A Cloud 9, Mohamed Naguib Axis,  
North Investors Area, New Cairo, Egypt.

P +2 02 25 390 467

E [info@inovasys.co](mailto:info@inovasys.co)