



Solution Brief

Insight WVD Foundation Setup

The starting point for a successful Managed Service journey is a robust and secure bedrock on which to evolve your future environment, boost operational excellence, and drive and underpin future growth. Insight WVD Foundation Setup delivers precisely that bedrock.

Part of the suite of WVD Services, the Insight WVD Foundation Setup creates a specially provisioned and prepared WVD landing zone, tailored to your needs. Our proven automated tools, controls and know-how give you the secure solid base from which to build the right solution

Our partner



Benefits

- A customised WVD landing zone.
- A strong compliant foundation using proven automated tools and templates.
- Professional planning from highly experienced experts.

Business challenge

Whatever desktop virtualisation projects you're planning – whether looking to provide and manage multiple desktop configurations, predict costs or drive remote working – having a supportive foundation is crucial.

But correctly specifying, building and configuring your WVD landing zone involves intense amounts of time-consuming planning, taking valuable in-house resources away from other projects. The risks associated with getting it wrong can have long-term repercussions and impact operations, and the ability to respond to current conditions.

Getting the foundation right is critical.

Our solution

Insight WVD Foundation Setup is a standardised and repeatable service that is closely aligned to industry best practices and Insight's Reference architecture

Combining our extensive experience and with proven tools, processes and templates, Insight's specialist teams will build you a customised WVD landing zone, tailoring the implementation to your organisation's specific needs.

Insight will work with you to deliver your WVD foundation setup in three controlled and seamless phases:

Preparation – get a clear understanding of the scope, approach and overall Foundation Setup objectives

Build – develop, build and configure the right WVD Landing Zone for your specific requirements.

Roll-out – go through the engagement with key stakeholders to ensure we've delivered the foundation you need to drive future transformation. We can examine, agree and define the next steps of your journey.

What Insight can do for you

Insight brings a combination of industry-leading resources, tools, and knowledgeable experts who understand your goals and objectives – all designed to underpin your journey to WVD in the best way possible and to allow you to maximise the platform's significant benefits.

We are a proud member of the Azure Expert Managed Service Provider (MSP) Partner program from Microsoft, emphasising the ability of our people, processes and technologies to help your business achieve its cloud strategies and roadmap vision.

End-to-end service










You can choose to benefit from Insight WVD Foundation Setup as standalone service or go on to benefit from other services in our WVD Services suite.

Our Follow-On Cloud Migration Services Bundle

Solution Workshop	Uncovering your core business challenges and objectives.
WVD Assessment	A detailed investigation of workloads, IT gaps and environment.
WVD PoC	An expert, step-by-step, augmented approach.
WVD Foundation Setup	Ensuring you're getting the best from your WVD investment – cost and technology wise.

Why Insight?

Today, technology isn't just supporting the business; it's becoming the business. At Insight, we help you navigate complex challenges to develop new solutions and processes. We will help you manage today's priorities and prepare for tomorrow's needs.

 Global scale & coverage	 Operational excellence & systems	 Software DNA	 Services solutions	 Data centre transformation	 Next-generation tech skills	 App dev & IoT expertise	 Insight Digital Workspace™	 Partner alignment
--	---	---	---	---	---	--	---	--

About Insight

At Insight, we define, architect, implement and manage Insight Intelligent Technology Solutions that help your organisation run smarter. We will work with you to maximise your technology investments, empower your workforce to work smarter, optimise your business and create meaningful experiences.

For more information about our WVD Foundation Setup service please contact your Insight Account Manager.

0344 846 3333 | uk.insight.com