



**actify** education

# Put data into system and set it free

Actify Education is all your study administration data in one platform.

- Access always-updated data
- Make decisions on a strong foundation
- Find the needle in the haystack



# Introduction to Actify Education

## One platform, a truth

Information is gathered in one place, and is based on a common language and definitions around calculations. It is via the platform that you enter and find your automatically updated data instead of extracting it via manual Excel sheets.

## A subscription solution

The subscription model creates transparency about your expenses and thereby economic stability and security.

## Built in the Cloud

The solution lives in the cloud, which is why you do not have to invest in servers yourself or through your IT community. In the cloud you pay for consumption (pay as you go). In addition, there are built-in tools in the cloud that can make further development / connection to other / own data sources easier. In terms of safety, it meets all requirements.

## The support of the solution

To ensure the quality and stability of the solution, support is part of the solution. Inspari Support's most important task is to monitor solutions 24/7 and be ready with a helping hand, should you have any challenges.

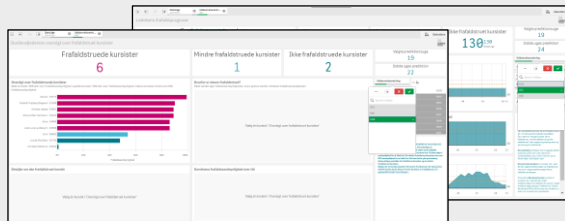
## A part of something bigger

The possibilities with Actify Education are many. In addition to building on top of the solution yourself and expanding with new areas, you can benchmark against other schools (provided they are also on the solution) to raise quality and learning.

# Actify Education is a collection of user-friendly solutions

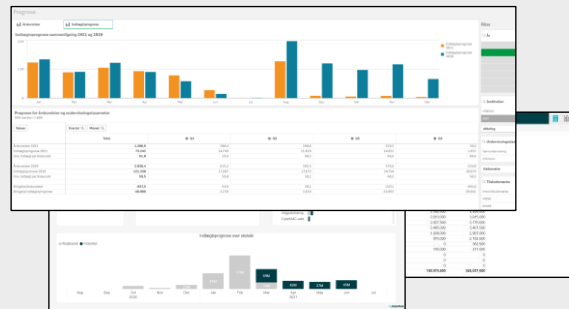
## Dropout forecast

- Who is at risk of dropping out? + 90% accuracy within the next 3 months.
- Follow dropouts close on a monthly basis and compare with previous school years and across fields of study.
- Reasons for dropout - opportunity to make concrete initiatives against the biggest reason for dropout and see the effect of this initiative.



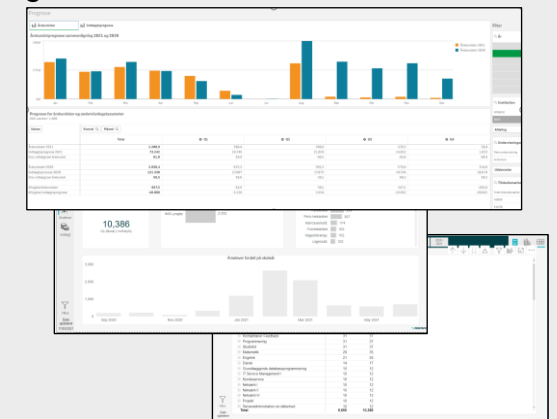
## Revenue forecast

- How do earnings proceed for the rest of the financial year?
- What do the economic consequences of dropouts look like in real time?
- Which educations and teams should you apply to?



## Overview of students

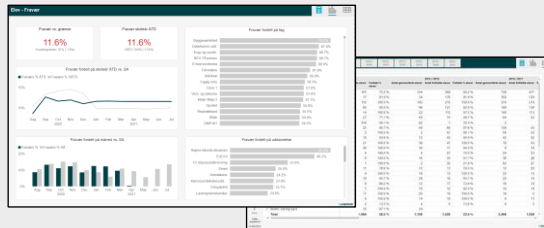
- What does the number of students (årstuderende) look like during the financial year?
- What did it look like last year at any given time?



# Actify Education is a collection of user-friendly solutions

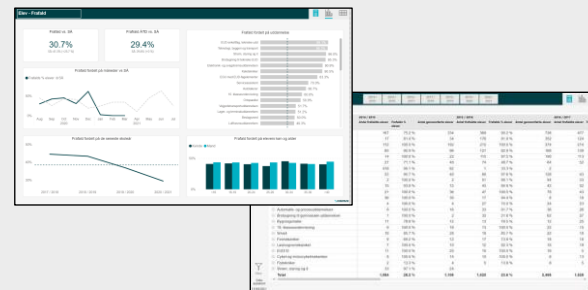
## Absence

- The development in absenteeism across fields of education in the current school year compared to the last school years
- As a leader, the dashboard gives a clear and quick indication of fields of study, teams and subjects, where there may be challenges with absence - react before that before financial consequences



## Dropout

- Follow dropouts close on a monthly basis and compare with previous school years and across fields of study
- Reasons for dropout - opportunity to make concrete initiatives against the biggest reason for dropout and see the effect of this initiative



## Grades

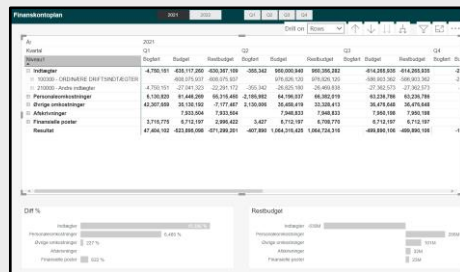
- How many completed the education in relation to how many were registered for the exam and passed?
- How has the average been distributed over this school year vs last school year?



# Actify Education is a collection of user-friendly solutions

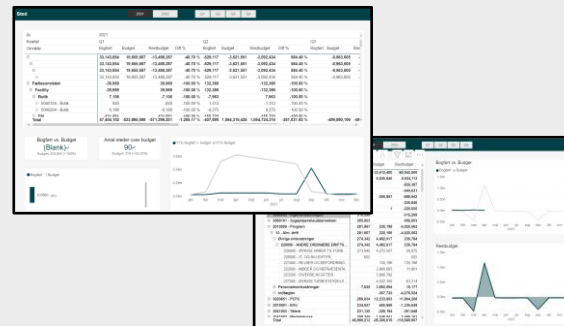
## Financial chart of accounts

- Full overview of realized income and expenses as well as comparison with budget and / or last year's realized
- Opportunity to unfold the entire chart of accounts, and identify where there are budget overruns



## Place and cases and budget

- Overview of places / responsibilities and cases finances.
- Identification of which places / responsibilities or cases have exceeded the budget



## Entries and salaries

- Possibility to move all the way down to the individual entries, with detailed information about attachments and entry texts
- Overview of salary development within different employee categories

