

# Embedded Analytics Solution

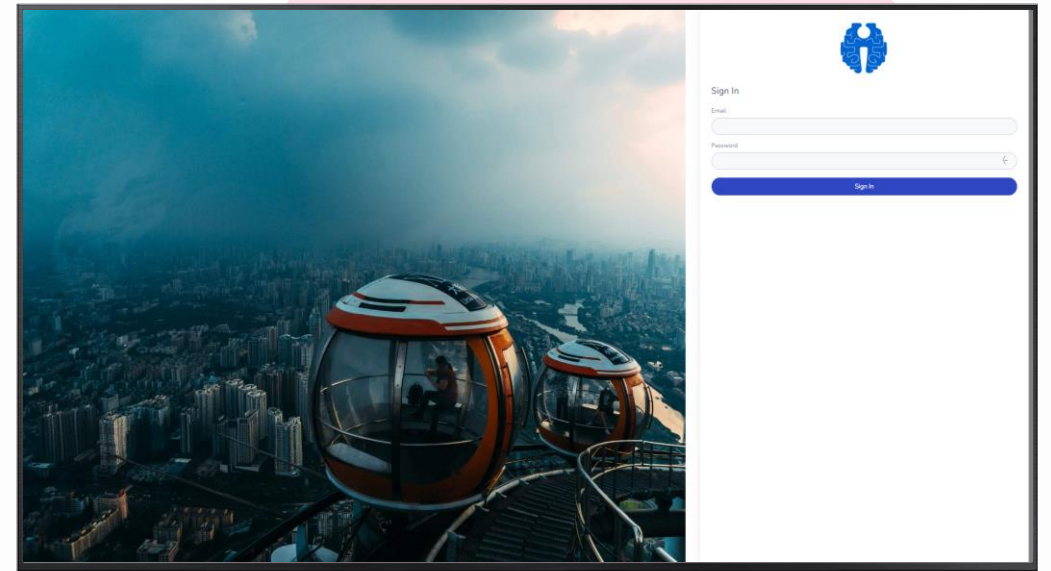
by



Visualize

Embed

Succeed





Founded in 2013, Intellify is preferred and trusted technology consulting and development partner for global enterprises, from start-ups to Fortune 500

Intellify works with different stakeholders of the knowledge value chain to provide the Business Intelligence, Data Analytics and Technology solutions which enables them to make the informed decisions and solving the business challenges.

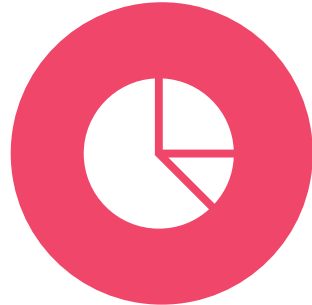
In nearly of decade long experience, we have successfully completed 90+ varieties of projects as a trusted Business Intelligence Partner, Data Analytics & Visualization Services Provider, Technology Consulting Partner, Product Development partner and a preferred vendor for many Global Business Intelligence firms as well.

“BI and Analytics tools have failed to penetrate more than 25% of an organization. Within that 25%, most employees use the tools only once or twice a week.”

The reason for this low number may be due to BI tool adoption challenges such as:



Analytics availability  
at Point-of-Use




Creating visualizations  
that make sense to  
end users



Translating data  
into actionable  
insights



Deploying analytics  
solution at scale




Accelerating time to  
market and lowering  
development costs



# “Modernize your Applications and Products with Intellify’s Embedded Analytics Solution”



Complete White Label Solution



Easy to Deploy and Manage



Seamless user experience and visualizations



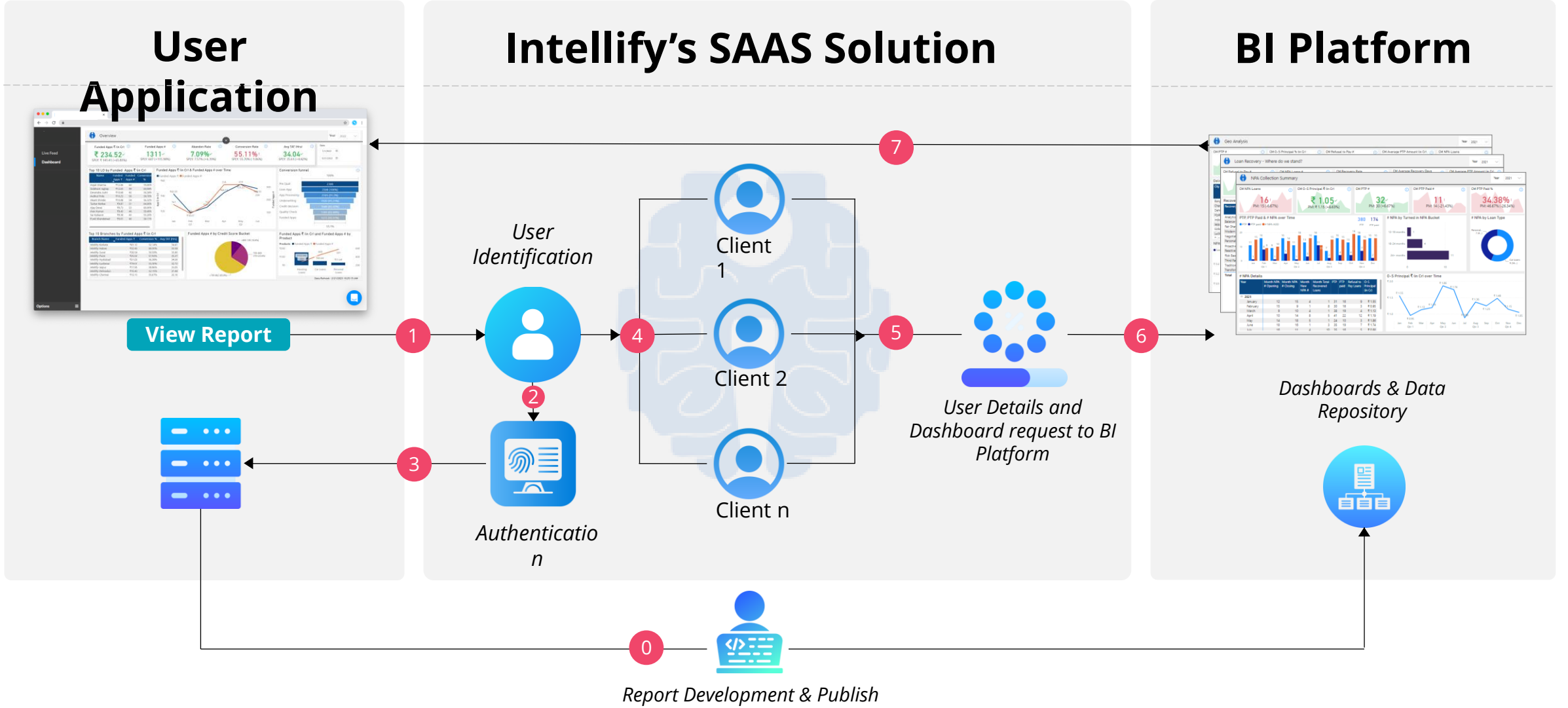
Control over shareability and Security



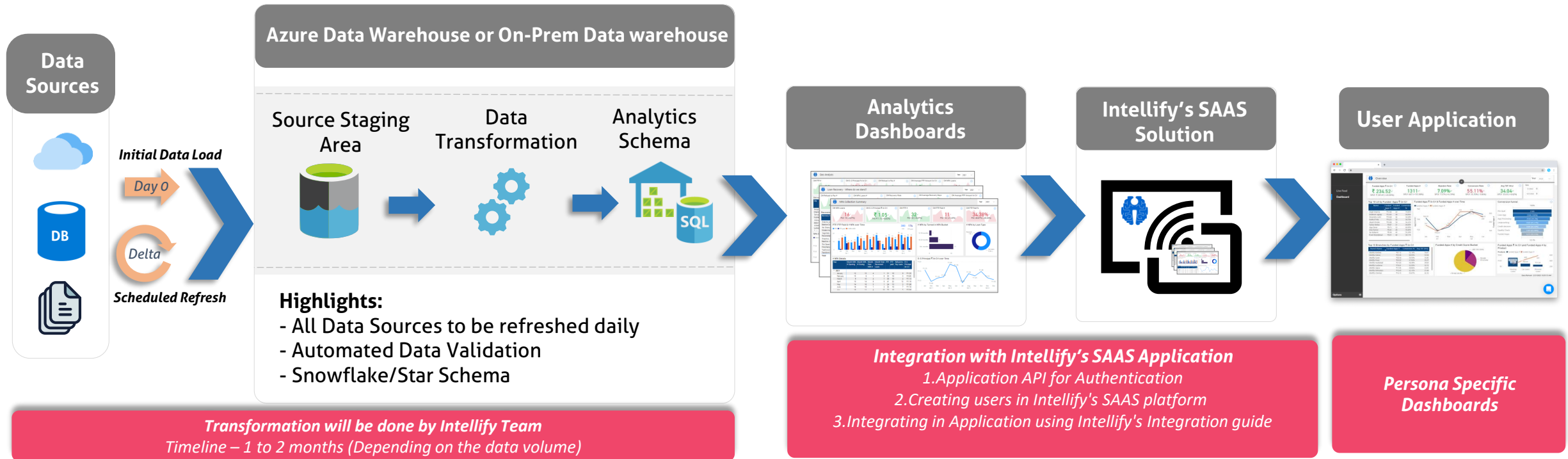
Cost Efficient  
It can get as low as USD 100/client



# Architecture Overview



# Implementation Roadmap



# Benefits



## Competitive Advantage

Having Analytics at point-of-need increases the user engagement and product value.



## Additional Revenue Stream

Customers are always ready to pay more when they see more value/ROI in your product.



## Quicker Integration with Product

With Intellify's component, its couple lines of code to get the dashboard on your page.



## Simplified Analytics Experience

Having a customer centric and role-based analytics within the product creates simplified experience for its customers.



## Reduced Time to Market

Quick and easy to implement solution will help you enhance your analytics functionalities from day zero.



## Increased BI Adoption

Interactive dashboards and having multiple data points in single view helps decision makers take well informed decisions and increases BI adoption.

# Next Steps

- Fill the contact details by clicking 'Contact Us'
- You can also reach us on [contact@intellifysolutions.com](mailto:contact@intellifysolutions.com) or call us at +1-425-818-9949, +91-992-296-8725
- Intellify Consultant will get in touch with you to understand your requirements and discuss the solution
- Formal NDA will be signed between Intellify and the Enquired organization before sharing any data
- Discussion on the further steps





# Intellify Solutions

---

Phone:

+1 425 818 9949 (US)  
+91- 99229 68725 (India)

• Email:

[contact@intellifysolutions.com](mailto:contact@intellifysolutions.com)

Website:

[www.intellifysolutions.com](http://www.intellifysolutions.com)