

# Jetdocs for Microsoft Teams

Empower hybrid workers with collaborative apps in Teams

Get started with [Jetdocs](#) app for Teams

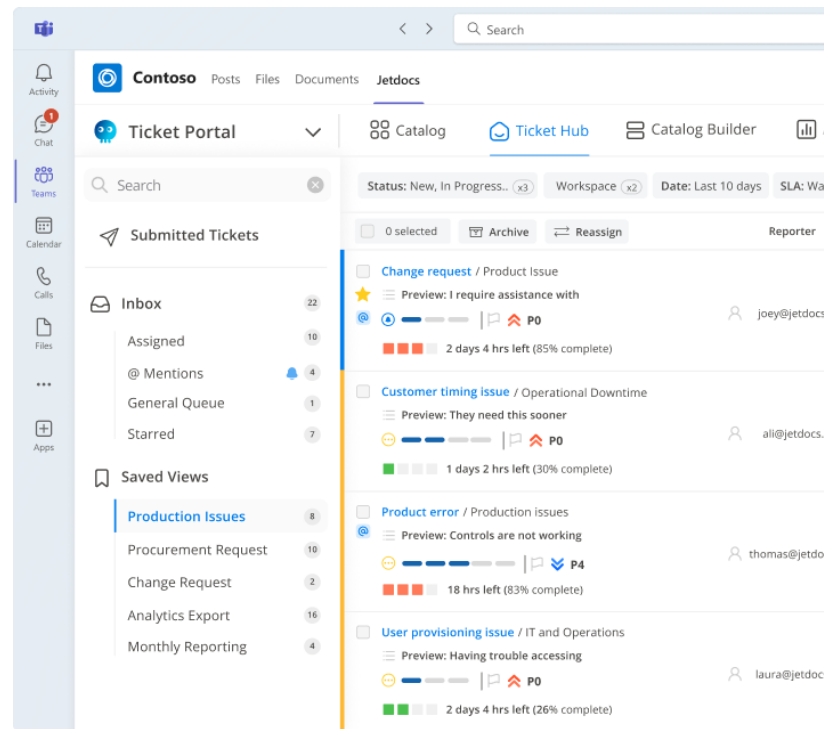
Learn more about [Jetdocs](#) details & experience on AppSource



Hybrid work is here to stay. However, keeping a distributed workforce aligned and up to date can be a challenge that requires workers to constantly switch between applications and search for the latest information. With Microsoft Teams, you can equip your team with the right tools for remote collaboration.

## Create a collaborative Operations environment in Microsoft Teams

- Centralize ticketing across teams
- Create custom Views and Dashboards
- Mimic your workflows and approval processes
- Increase transparency across teams



So, why should you use Jetdocs inside Microsoft Teams?

## Streamline your internal operations with Jetdocs for Microsoft Teams



Streamline Your Data and Workflows



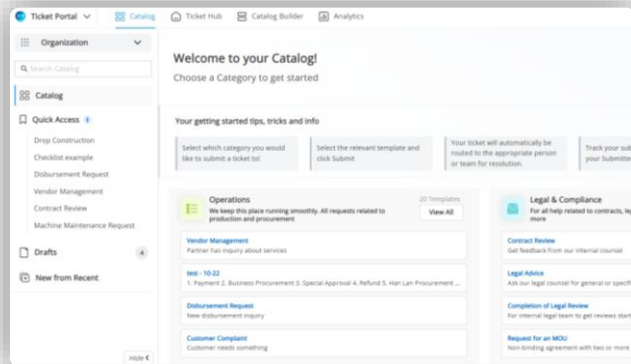
Increase Collaboration Across Departments



Report on Information that Matters

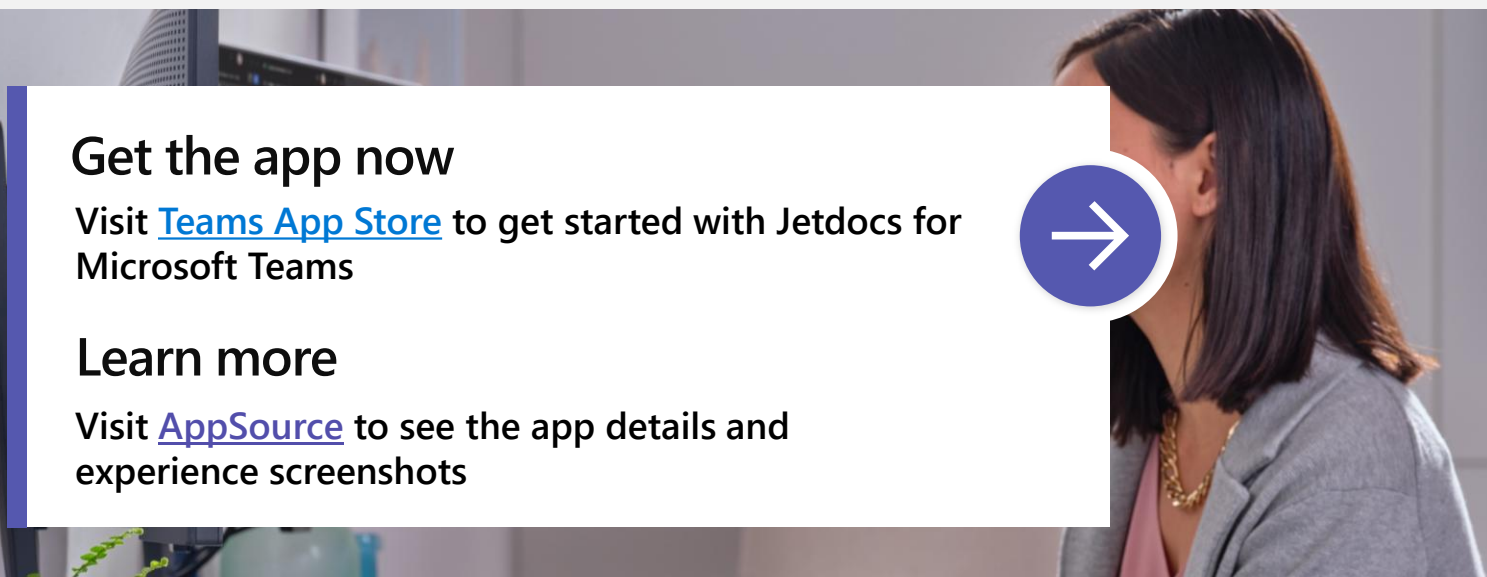
## Streamline your internal workflows

- Create standard workflows for specific operations
- Leverage workflow steps to support approval flows
- Feature rich with SLAs, subtasks, @mentions etc



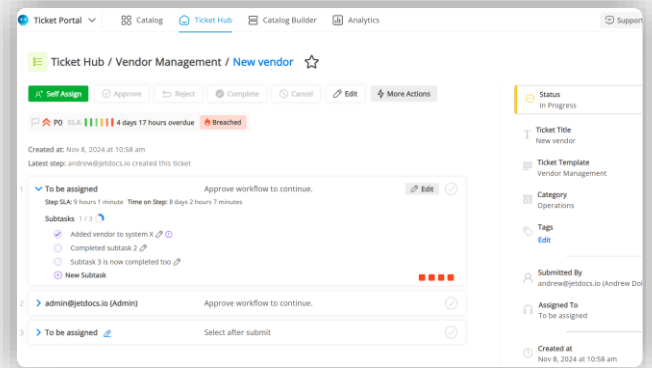

## Gain insights into your business

- Central Dashboards to understand how quick your teams are moving
- Eliminate 'guesswork' by providing objective statistics
- Advanced export to work with Jetdocs data your way



**Get the app now**  
Visit [Teams App Store](#) to get started with Jetdocs for Microsoft Teams

**Learn more**  
Visit [AppSource](#) to see the app details and experience screenshots



## Create Tickets from Multiple Data Sources

- Build your own internal no-code Catalog
- Turn Jetdocs templates into webhooks to accept 3<sup>rd</sup> party data
- Allow users outside of Teams to submit tickets to be resolved inside of Teams

