








Explore the experience

 <p>Power BI Find insights, track progress, and make decisions faster using rich visualizations</p>	 <p>Data Factory Solve the most complex data integration and ETL scenarios with cloud-scale data movement and data transformation services</p>	 <p>Data Activator Monitor data to trigger alerts and automated actions so your organization adapts to changing conditions in real time</p>	 <p>Synapse Data Engineering Create a lakehouse, and use Apache Spark to transform and prepare organizational data to share with the business</p>
 <p>Synapse Data Science Explore your data, and build machine learning models to infuse predictive insights into your analytics solutions and applications</p>	 <p>Synapse Data Warehouse Scale up your insights by storing and analyzing data in a secure, open-data-format SQL warehouse with top performance at PB scale</p>	 <p>Synapse Real-Time Analytics Rapidly ingest, transform, and query any data source and format, from 1GB to 1PB, and then visualize and share the insights</p>	







Fabric Analyst in a Day

Workshop Overview



Enable your team with hands-on experience with Microsoft Fabric, a unified platform integrating data lakes, warehouses, and real-time analytics. Led by a certified Microsoft instructor, this session includes live demos, practical exercises, and comprehensive materials to help you master Fabric's capabilities.

What's Covered



Overview & Key Components

-  OneLake
-  Data Engineering
-  Data Integration
-  Business Intelligence



Identifying Business Scenarios

-  Learn how Fabric drives value in organizations
-  Real-world examples of its impact on business outcomes

Building Powerful Reports with Power BI

-  Develop insightful reports using advanced Power BI features
-  Craft impactful visualizations to support business decisions

Leveraging Microsoft Fabric

-  Streamline workflows and enhance productivity using integrated analytics tools
-  Demos: Forecast model and Data Activator

Key Takeaways



Comprehensive Understanding of Fabric

Explore Fabric's role in reshaping data analytics



Practical Data Skills

Master unifying and transforming complex data sources



Power BI Mastery

Create data-driven reports that lead to strategic decisions



Hands-On Experience

Engage with real-world scenarios for immediate application

About Kanerika



Data & AI
Azure

As a Microsoft partner, Kanerika leverages Microsoft's advanced data and AI technologies to implement innovative solutions for clients, ensuring seamless data management



Premier Provider of AI, Analytics, and Automation Solutions

Kanerika delivers cutting-edge AI, data analytics, and automation services that streamline business processes and drive operational efficiency across industries



Proven Expertise in Implementing Microsoft Products

Kanerika has a strong track record of successfully implementing Microsoft products, including Fabric, Power BI, and Purview, to solve complex business challenges and enhance productivity

Enhance your data analytics with Microsoft Fabric, the next-gen analytics solution



Schedule a consultation Now!
kanerika.com/meet

Austin, TX

Atlanta, Georgia

Cordoba, Argentina

Singapore

Hyderabad, India