

Automating the Migration of Visuals from






Migrating visuals from SQL Server Reporting Services (SSRS) to Power BI Desktop can be complex, especially when enhancing reporting capabilities is a priority. Kanerika’s FLIP Migration Platform streamlines the migration with minimal manual intervention, allowing you to focus on driving insights and improving decision-making without the hassle of complex transitions.

Simplifying Visual Migration with FLIP



Automated Migration

FLIP extracts essential metadata from SSRS report files, including visual elements and dataset definitions, ensuring a smooth transition.



Compatibility Mapping

The platform maps SSRS visuals to their Power BI counterparts, converting charts, tables, and matrices while preserving visual integrity.



Seamless Report Generation

It generates a Power BI report definition (JSON or PBIX file) for direct import, automatically populating visuals with the relevant datasets.



Efficient Validation

This automated process guarantees accuracy and consistency, minimizing manual adjustments and accelerating Power BI adoption.

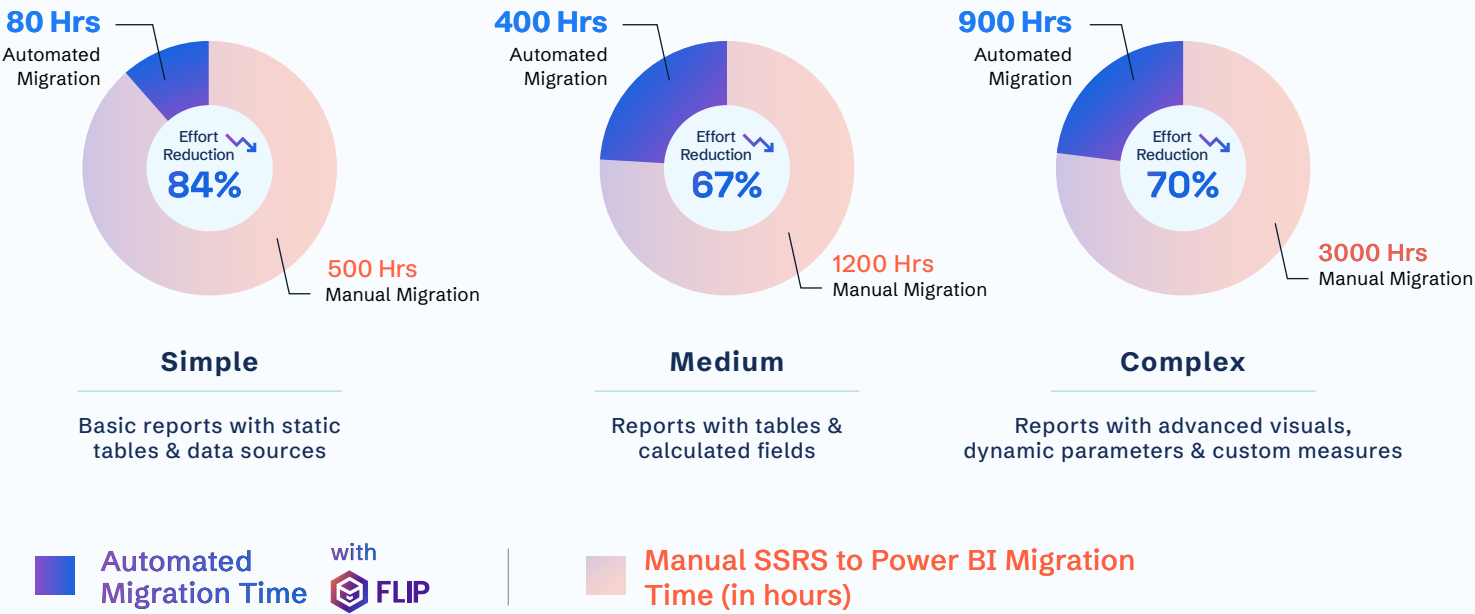
ROI Realized with Automated Migration

Estimated Time Savings

Average Effort Reduction


3320 Hours

73.67%




Please note that effort estimations are approximate and subject to a margin of ±10% variability.

Why Partner with Kanerika for Your SSRS to Power BI Migration?




Expert Support

Our dedicated team possesses in-depth knowledge of both SSRS and Power BI, ensuring a successful migration process.



Timely Project Delivery

We focus on on-time completion, allowing your business to continue operations with minimal disruption.



Resource and Cost Efficiency

By managing the migration process, we minimize additional resource needs, resulting in significant cost savings.