

Kovrr

Cyber Decisions. Financially Quantified

Member of
Microsoft Intelligent
Security Association



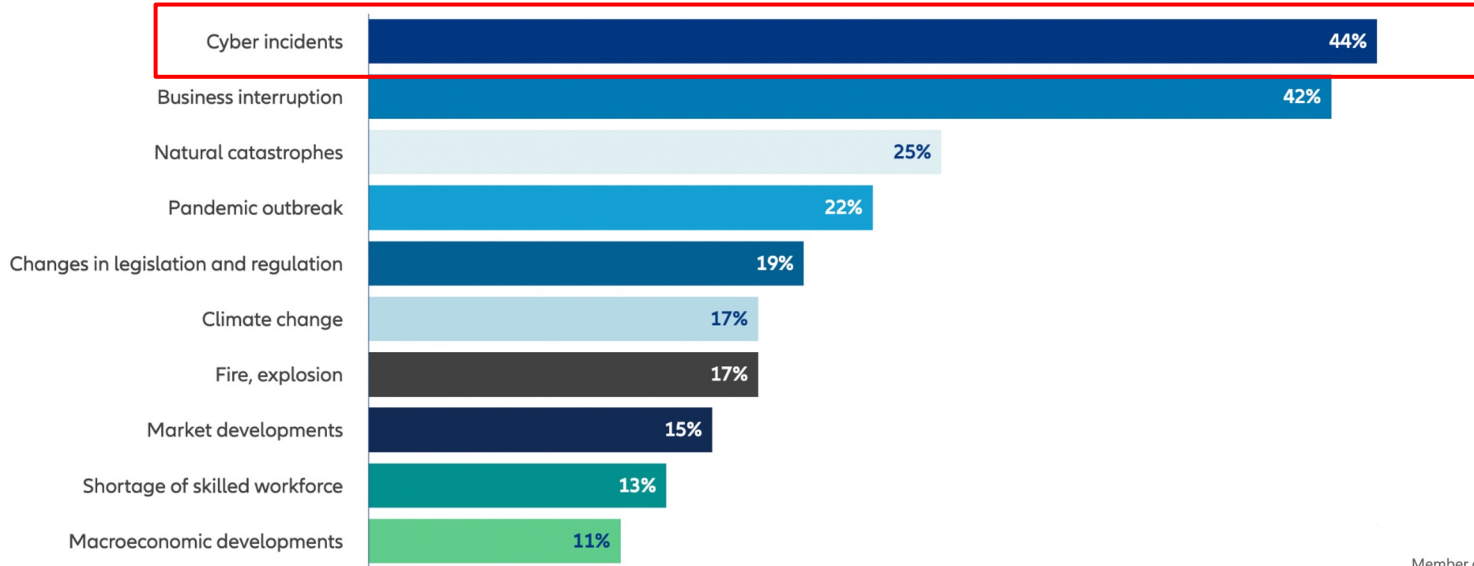


The \$88 Trillion Global Economy made up of
150 million businesses.

Is now powered by Technology

The most important global business risks for 2022

Click on the bars in the chart for further details



The Challenge

Enterprise Boards, CRO's and CISO's struggle to understand and communicate their business's exposure and resilience to cyber risk.

Unable to articulate their Cyber Exposure in financial terms

Unable to justify their cyber budget requests with an expected ROI

Unable to be confident they have the right level cyber insurance



Cyber Security is evolving Into Cyber Risk Management.

The criticality of Financial Quantification

Unites all stakeholders

Board

CEO

CFO

CRO

CISO

The criticality of Financial Quantification

Unites all stakeholders

Board

CEO

CFO

CRO

CISO

Across all decision areas

GRC

Insurance

**Cyber Security
investments**

Services & Programs

The criticality of Financial Quantification

Unites all stakeholders

Board

CEO

CFO

CRO

CISO

Across all decision areas

GRC

Insurance

Cyber Security
investments

Services & Programs

For all use cases (Mitigate, Transfer, Accept etc)

Board Reports

Regulatory & Compliance

Capital Management

Cyber Insurance

Self Insurance

Budgeting

Investment Prioritization

Investment ROI

TPRM

M&A

Cyber Security Training and Awareness

Kovrr

A technology company that enables CISO's & C-Suites at the world's largest Enterprises and (Re)insurers to Financially Quantify their cyber risk. On Demand. As it evolves.

IP Co-Sell Ready

MACC Eligible & Transactable on the Microsoft Commercial Marketplace

Member of MISA (Microsoft Intelligent Security Association)

Participant in the Microsoft for Startups Pegasus Program

Why we're the leading in Financially quantified cyber risk management technology

- **Trusted by the world's leading largest Enterprises (Inc. FI, Retail, Hospitality, PE, Health, Manufacturing) representing over quarter trillion dollars in revenue.**
- **Trusted by the world's largest insurers to analyse their cyber portfolios and the entire cyber insurance market**
- **Trusted to be in MISA and one of Microsoft Top 250 Strategic Security partners and the 'Preferred solution' on the Microsoft Commercial Marketplace**

Transforming the world's cyber security data into financially quantified cyber risk management decisions.

A scalable on-demand cyber risk management technology that connects and transforms a business's cyber data into:

Integrate Cyber Security & Asset Data

- SIEM
- Endpoint Solutions
- Cloud Security Data
- GRC data
- EDR / XDR
- More...



Financially Quantified Insights

Actionable Recommendations

On Demand Insights

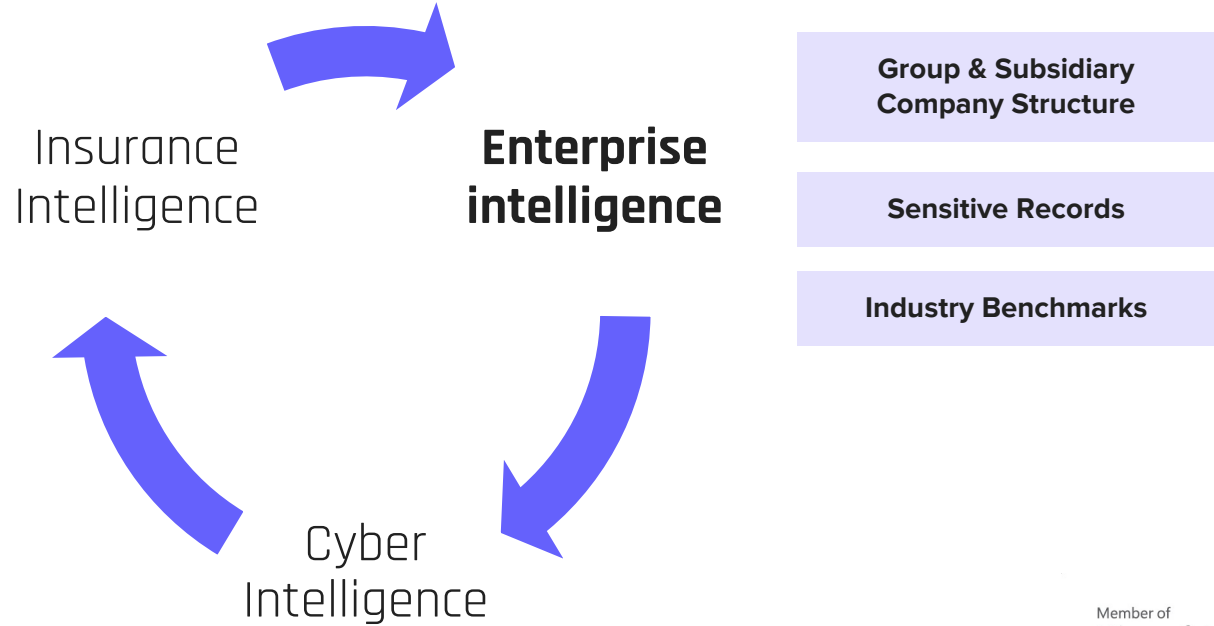
Run New Quantification



Executive Cyber Decisions

- Justify budgets to the Board
- Prioritize Cyber Investments based on ROI
- Optimize and reduce Cyber Insurance
- Capital Management Allocations
- More...

Analyze the Posture of Complex Enterprises At Any Level



Integrate External Attack Surface, Internal Asset Data and Threat Intelligence data



Global Threat intelligence

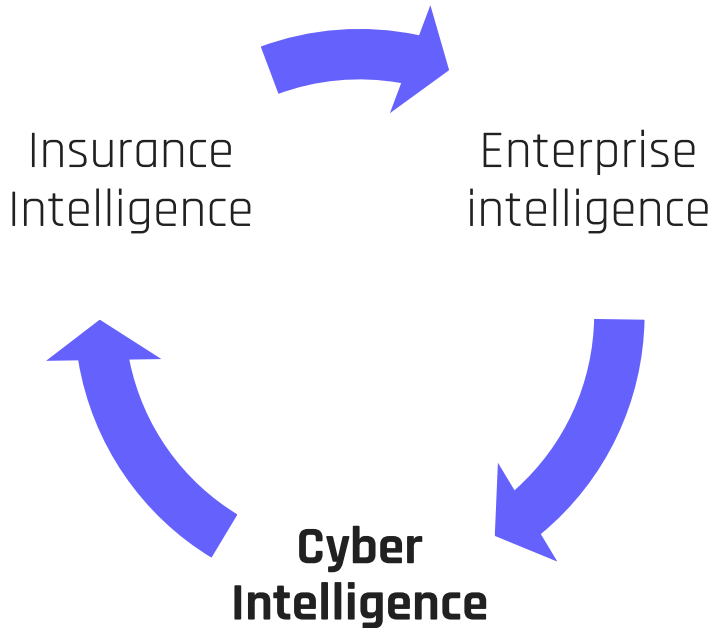
SIEM

EDR

GRC

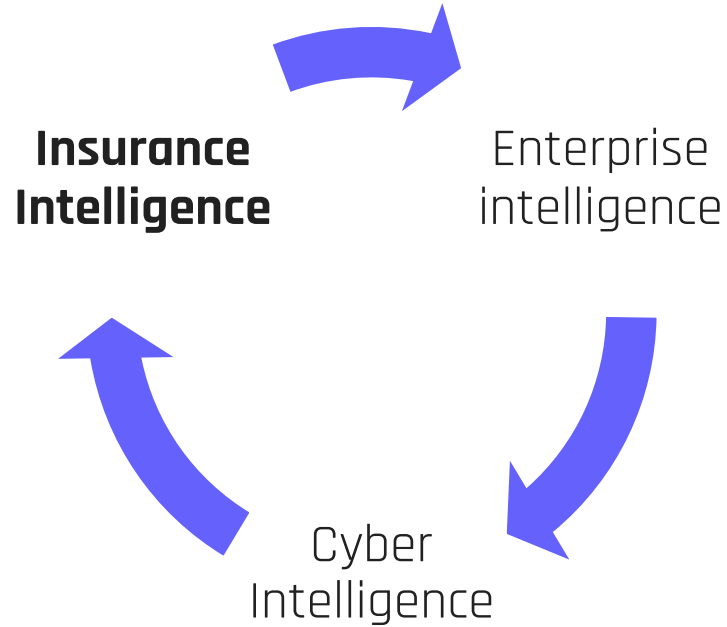
External Attack Surface

More...



Proprietary & Confidential. 2023 All Rights Reserved. © Kovrr Inc.

Continuous validation from global insurance portfolios and Claims at scale




DEMO

Automatically integrate both External Attack Surface data & Internal Asset data

ID	Name	Tags	Criticality	Risk Score	AG Type	AG Name	OS	Technologies	Integration
beba076c-ede0-4ff2-82ec-8d536d2ed3b3	dna-redash.i10j14jpkietgq31hypk2hggg-zx.internal.cloudapp.net		MEDIUM	0	Cloud	IP Segment: 10.0.1.0/24	Ubuntu		Azure Sentinel
b4db6a6b-4f86-4c87-ac4c-b19b936f6e7	oasis-lmf.i10j14jpkietgq31hypk2hggg-zx.internal.cloudapp.net		MEDIUM	0	Cloud	IP Segment: 10.0.1.0/24	Ubuntu		Azure Sentinel
4e807b90-6c5a-4f32-9e3e-4842bc5e968a	analytics-redash.i10j14jpkietgq31hypk2hggg-zx.internal.cloudapp.net		MEDIUM	0	Cloud	IP Segment: 10.0.1.0/24	Ubuntu		Azure Sentinel
6f38abd9-57ef-44c8-80e0-da5b0eb4fd7e	redash		MEDIUM	0	Cloud	IP Segment: 172.17.0.0/24	Ubuntu		Azure Sentinel
3c02a9bc-19f1-4671-8af1-1fac7331d774	windows1		MEDIUM	2	Cloud	IP Segment: 10.1.0.0/24	Windows10	6 technologies	Azure Sentinel
672f1c7f-6ba6-4de1-8e5e-876e0d1efe53	linux-test1.tfk4scsafozujih42n2clojd5e.bx.internal.cloudapp.net		MEDIUM	0	Cloud	IP Segment: 10.1.0.0/24	Ubuntu		Azure Sentinel
ca39d87f-e46b-4091-8520-c56e0cfaecf	LAPTOP-GQMIK24U		LOW	0	Cloud	Unidentified IP Segment	Windows		Azure Sentinel
92283895-4405-40cd-8001-e01ea0ca7388	windows2		LOW	0	Cloud	Unidentified IP Segment	Windows		Azure Sentinel

View entries per page

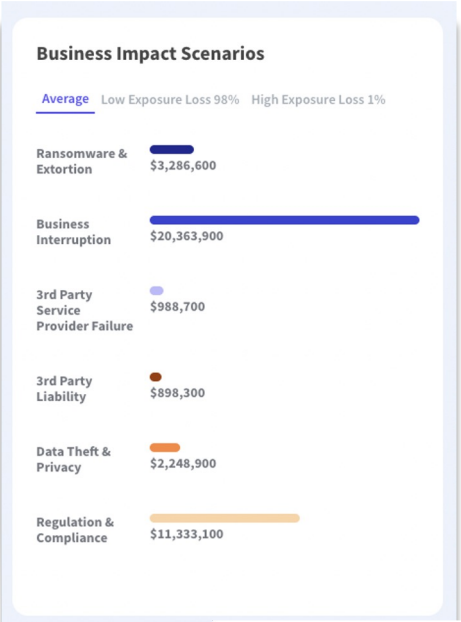
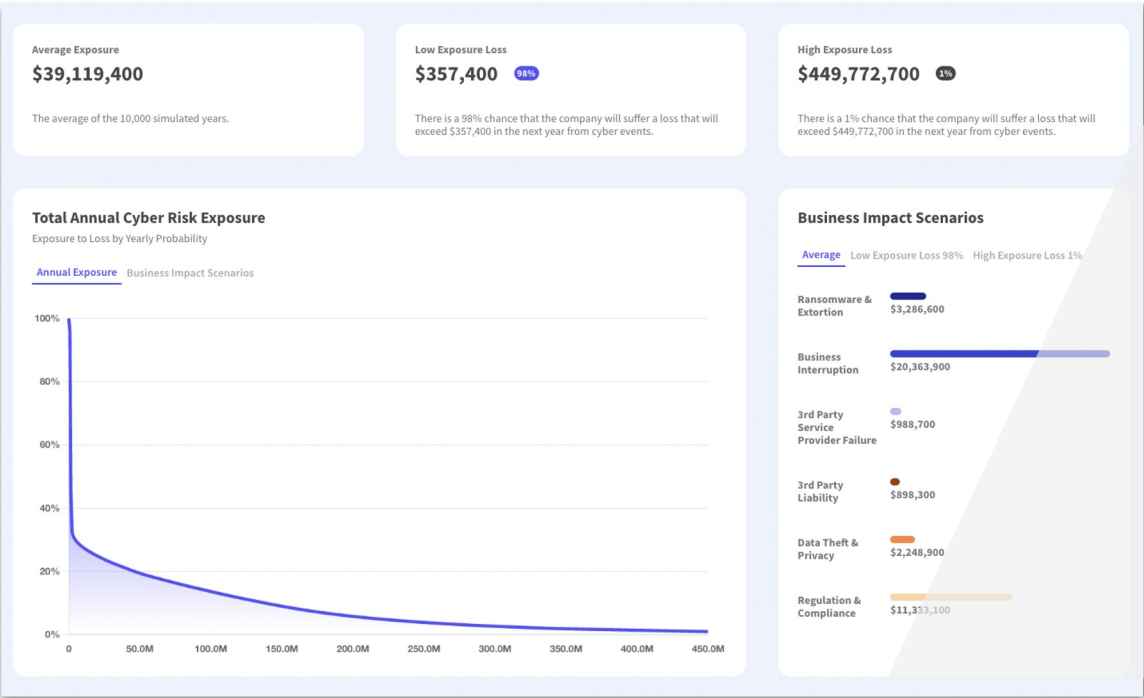
Results: 1 - 8 of 8 < 1 >



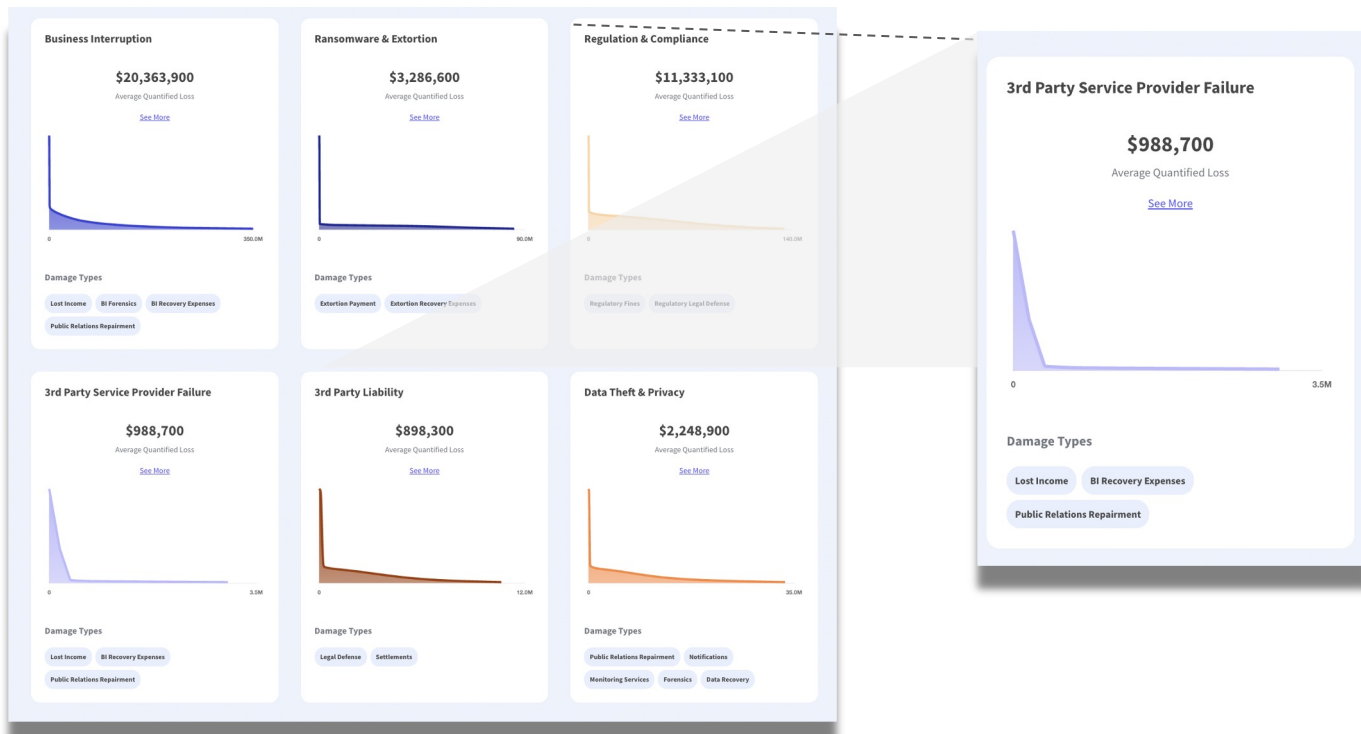
Visualise your Enterprise's Exposure to Cyber Risk Understand the Posture at an Asset Based level

The screenshot displays the 'Acme IL Sphere' interface with a 'First Time Setup' tab. On the left, a navigation menu includes 'Asset Groups' (Employees Endpoints, Infrastructure, Cloud), 'Security Profiles', and 'Damage Types'. The main content area is titled 'Security Controls' and contains a form for 'Security Profile 1' with fields for outage duration and restoration time, and a section for 'CIS Controls' with a dropdown for 'CIS Control 1 - Inventory and Control of Hardware Assets'. On the right, a diagram visualizes the enterprise's asset-based risk posture, centered on 'Acme Global' and branching into 'Employee Endpoints', 'Cloud', and 'Infrastructure', with further sub-categories like Sales, HR, IT, Production, Testing, Shared Env., UK, BE, USA, and FR.

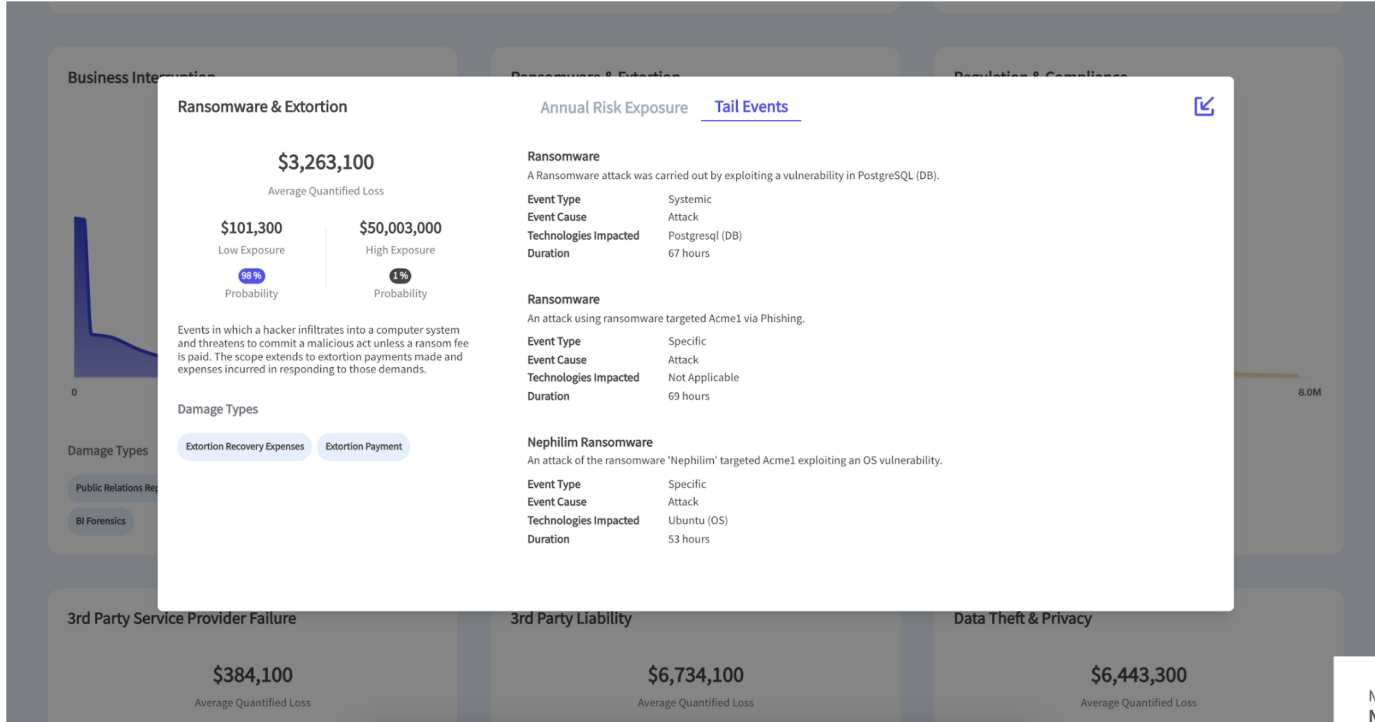
Communicate overall exposure and the main drivers of financial loss



Understand the Impact of Cyber Attacks and 3rd Party Service Provider Failures



Detailed Insights into multiple cyber events types that could cause severe losses



Financially Quantify the ROI of cyber security control investment decisions

CIS Controls Recommendations

Missing CIS controls increase the severity of events which increases the exposure business impact loss. [Learn More](#)

Using a different framework? [Download Mapping](#)

CIS Control	Recommended Action	Average effect	Highest effect
10. Data Recovery Capabilities	IG1 → IG2	-\$594,169 (1.52 %)	-\$805,952 (0.18 %)
6. Maintenance Monitoring And Analysis Of Audit Logs	IG1 → IG2	-\$541,566 (1.38 %)	-\$811,469 (0.18 %)
20. Penetration Tests And Red Team Exercises	IG1 → IG2	-\$347,911 (0.89 %)	-\$546,725 (0.12 %)
17. Implement A Security Awareness And Training Program	IG1 → IG2	-\$344,496 (0.88 %)	-\$578,375 (0.13 %)
14. Controlled Access Based On The Need To Know	IG2 → IG3	-\$294,247 (0.75 %)	-\$529,221 (0.12 %)
19. Incident Response And Management	IG2 → IG3	-\$291,174 (0.74 %)	-\$456,644 (0.10 %)
4. Controlled Use Of Administrative Privileges	IG2 → IG3	-\$251,162 (0.64 %)	-\$450,757 (0.10 %)
13. Data Protection	IG2 → IG3	-\$248,087 (0.63 %)	-\$419,998 (0.09 %)
8. Malware Defenses	IG2 → IG3	-\$245,067 (0.63 %)	-\$381,161 (0.08 %)
3. Continuous Vulnerability Management	IG2 → IG3	-\$189,877 (0.49 %)	-\$303,458 (0.07 %)

Data Recovery Capabilities

The processes and tools used to properly back up critical information with a proven methodology for timely recovery of it.

Current Implementation Group: **IG1** | IG2 | IG3
CIS Category: **Foundational**

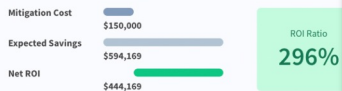
Recommended Action: **IG1** → **IG2**
Most Affected Event type: **Ransomware**

Max Effect on High Exposure Year
-\$805,952 (0.18 %)

Test ROI
Average Annual Loss

How much will it cost the organization to complete the action?

150000 USD **Test**



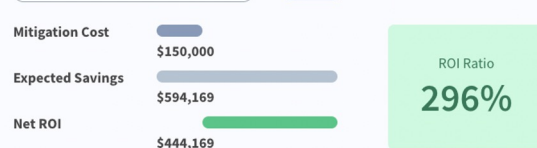
Safeguards to Implement	Asset Type
Ensure Regular Automated BackUps	Data
Perform Complete System Backups	Data

Test ROI

Average Annual Loss

How much will it cost the organization to complete the action?

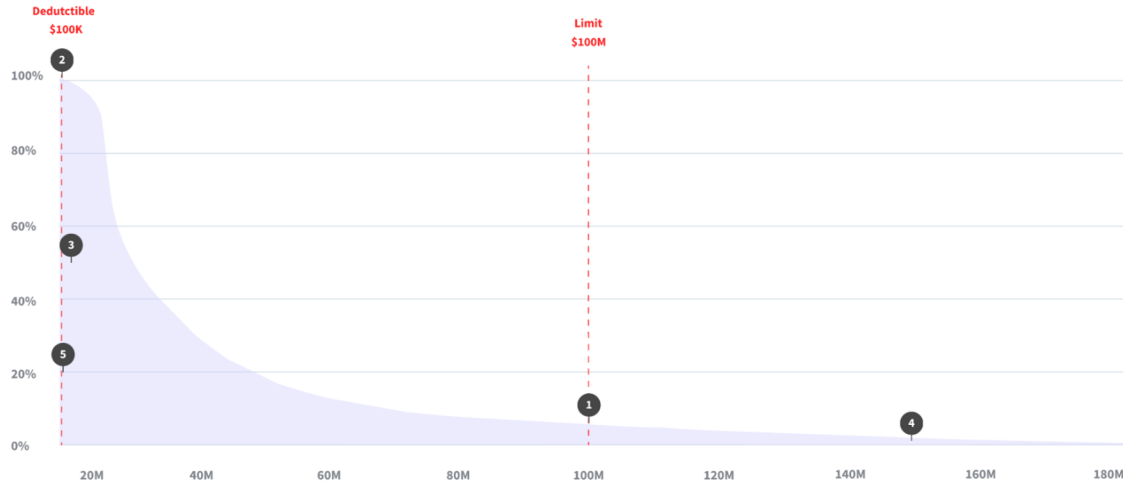
150000 USD **Test**



Financially quantify cyber insurance & risk transfer options

Insurance Terms Stress Testing

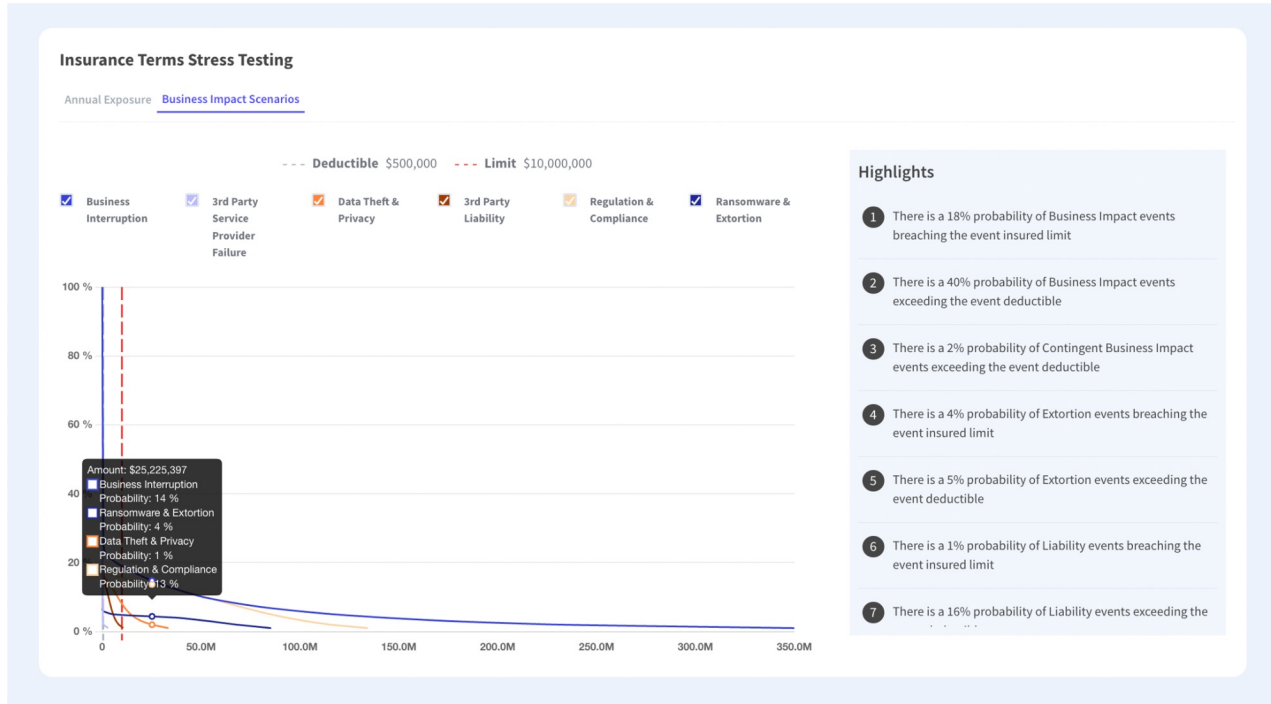
Annual Exposure Loss Drivers Breakdown



Highlights

- 1 There is a 5% probability that annual losses will exceed the aggregate Limit.
- 2 There is an 98% probability that annual losses will exceed the deductible.
- 3 Average annual risk loss is falling above the deductible.
- 4 The current limit is under the estimated 1% high exposure (\$153,000,000).
- 5 The current deductible is under the estimated 98% low exposure (\$371,000).

Prioritize Cyber Insurance coverage based on potential impact



Insights into Third Party Service Provider Risk

