

# Kyndryl AVS Discovery & Assessment Framework

# Why move on-premises VMware workloads to Azure VMware Solutions (AVS)?

Lift and shift **any application** to consistent infrastructure with Azure VMware Solution

Scale as needed and make the most of your **existing skills and technologies**

Run Microsoft workloads in the **optimal hybrid cloud** and reduce costs

**Refactor & modernize** monolithic legacy and existing apps.

**Develop new apps** with a seamless connection to Azure services and cutting-edge Kubernetes

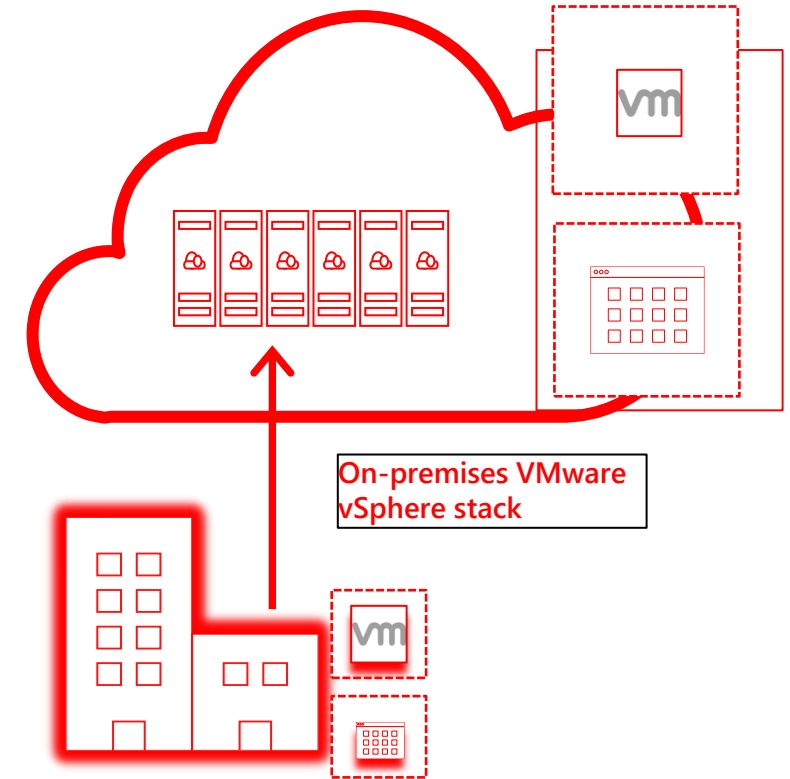
**Increase efficiency** with single Dashboard for centralized experience and management.

# Why AVS?

Azure VMware Solutions allow for **minimal disruption**, ensures technology updates **without major investments**

## What is Azure VMWare Solutions

- A comprehensive VMware environment on Azure infrastructure.
- Run VMware workloads natively as an Azure service.
- Manage and secure applications across VMware environments and Microsoft Azure.



Kyndryl helps clients design, deploy and migrate on prem VMware workloads to AVS, and manage them on an ongoing basis with **minimal disruption to application availability and businesses**

# What are some of the challenges to getting started?

Kyndryl helps clients design, deploy and migrate on prem VMware workloads to AVS, and manage them on an ongoing basis with minimal disruption to the business

## Challenge

Migrating our on-prem VMware workloads is a priority but **I don't know where to start**

## Solution

**Discovery and assessment of your on prem workloads** and identification of the priority use cases for AVS for those workloads

## Challenge

Business application optimization and rationalization is a priority but **what if it impacts business operations?**

## Solution

Fastest path to the cloud with vMotion to the Cloud using HCX for **zero downtime migrations**

## Challenge

**Software compatibility** issues are causing continuous scale, capacity & licensing challenges

## Solution

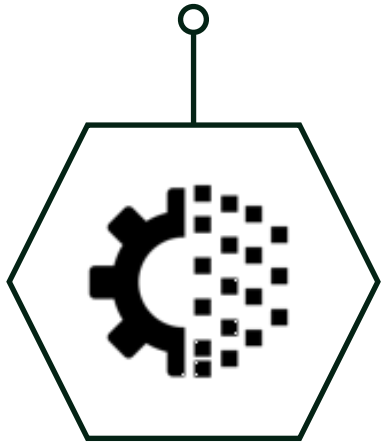
Hybrid cloud and **hybrid use of license**

## How Kyndryl can help you get started

# Kyndryl provides end to end services to help you migrate-on premises VMware workloads to Azure VMware Solution

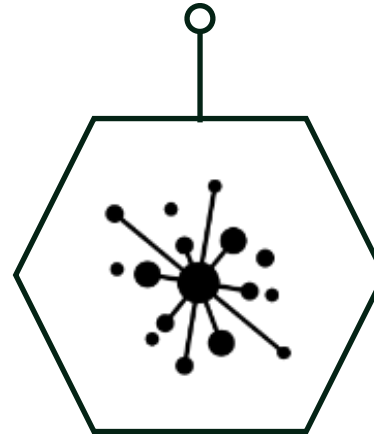
### Discover and Assess

Discover, Assess the on prem workloads and identify the use cases for AVS for those workloads



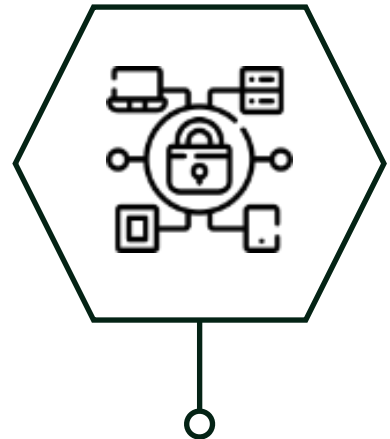
### Migrate and Deploy

Provision and Migrate workloads from on-premise to AVS leveraging azure native migration tools



### Design and Implementation

Design and build the AVS environment based on the identified use cases



### Manage and Govern

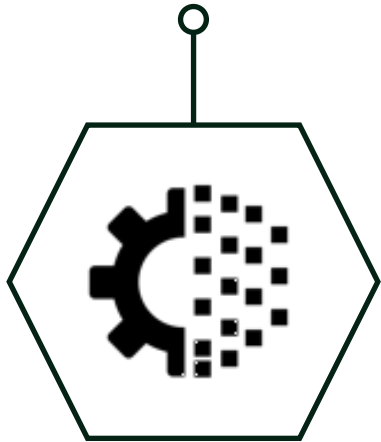
Monitor, operate and govern the AVS environment and the workloads running on them through a combination of VMware and Azure native tools

## How Kyndryl can help you get started

# The first step is to discover what you have and assess which workloads are best suited for migration


### Discover and Assess

Discover, Assess the on prem workloads and identify the use cases for AVS for those workloads



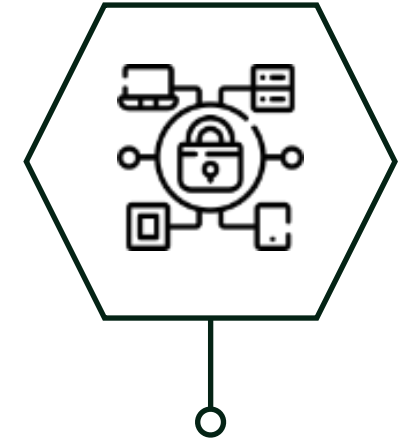
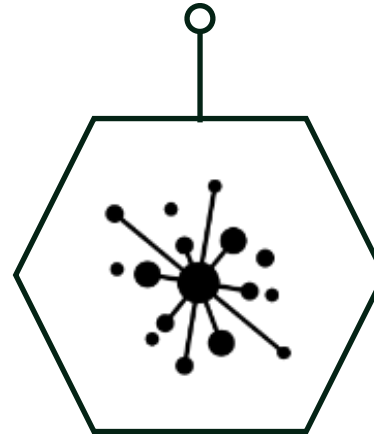
### Migrate and Deploy

Provision and Migrate workloads from on-premise to AVS leveraging azure native migration tools



### Design and Implementation

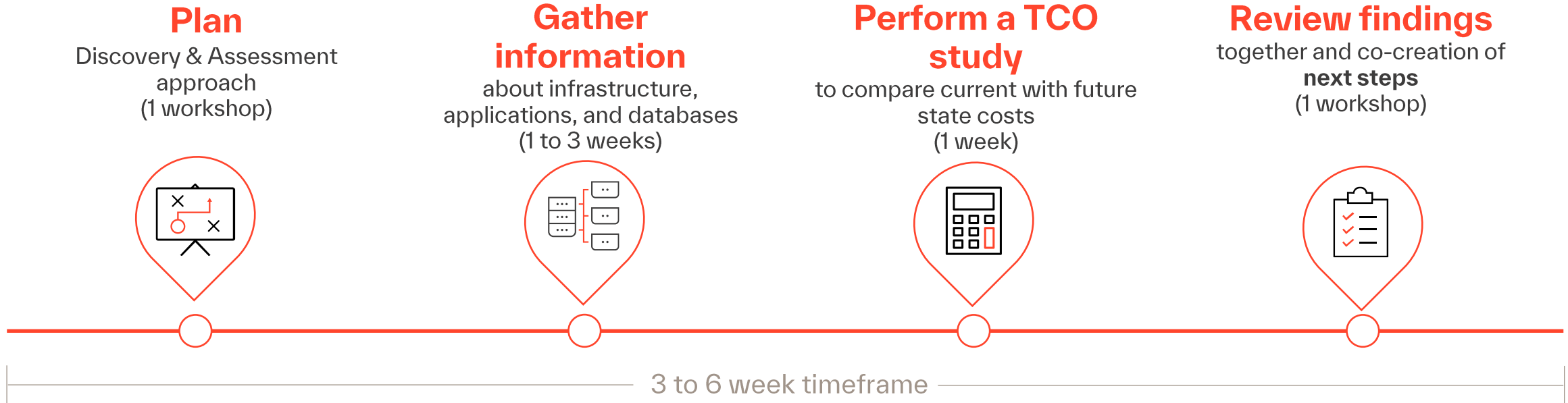
Design and build the AVS environment based on the identified use cases



### Manage and Govern

Monitor, operate and govern the AVS environment and the workloads running on them through a combination of VMWare and Azure native tools

# Discovery & Assessment Overview



If customer desires a deeper dive on a specific application, that may be a part of an additional assessment.

## Assessment scope

Rapid discovery and migration assessment leveraging Azure native tools to help client determine the value of moving to Microsoft Azure Cloud from the current environment.

## Timeline

The timeline for discovery and assessment is **3 to 6 weeks** depending on size and complexity to begin after Phase 1 outcomes are complete.

## Overall Deliverables:

- Mapping and collection of applications, data, and servers (High Level Affinity Mapping for in-scope servers only)
- TCO Analysis to run workload on Azure
- Recommendations including migration to Azure next steps and MVPs

# Phase 1 | Plan, Discovery And Assessment Approach

Plan, Discovery And  
Assessment Approach

Collect Infrastructure, Application  
And Databases Asset Information

Perform TCO Study  
(Cost Comparison with Target)

Review Findings and  
Next Steps

## Activities

1. Workshop to share discovery & assessment approach
  - a. Identify stakeholders
  - b. Gather inventory and/or networks to scan for assessment
  - c. Validate environment and tools required for discovery
2. Identify migration triggers (i.e., Datacenter contracts, Business continuity, Cash flow, Cybersecurity threats, rapid scaling of web apps & infrastructure, Budget & resource constraints)
3. Establish architecture and tool deployment

## Outcomes:

- ✓ Agreement on how to conduct the assessment
- ✓ Understanding of migration & modernization triggers and goals
- ✓ High-level scope and inventory of applications, infrastructure, and databases or networks (for servers that are in scope for this assessment) and determine if additional scanning tools are required
- ✓ Identify process and permits required to deploy assessment tooling if needed



# Phase 2 | Collect Infrastructure, Application And Databases Asset Information

Plan, Discovery And Assessment Approach

Collect Infrastructure, Application And Databases Asset Information

Perform TCO Study (Cost Comparison with Target)

Review Findings and Next Steps

## Activities

1. Ensure Process and permissions are in place for the assessment of the in-scope servers
2. Gather inventory of in-scope items (infrastructure, applications, & databases)
3. Perform discovery with current environment tools/sources, Azure, or ISV tools
4. Supplement automated data with application workshops and questioners

## MVP 1 tools

- Azure Migrate: Discovery & assessment
- Azure App and Data modernization Readiness Tool (Optional)
- Azure Questionnaire

### Other tools (Not for this MVP)

Flexera Cloudscape, CloudGenera, Device42, TransitionManager, SAP Discovery tools , Intel tools, etc.

### **Azure native and Agent-less tools should be leveraged first as they require minimal impact on the client**

environment. Should more complex data or scans be required then additional time will be needed to deploy additional discovery tooling.

## Outcomes:

- ✓ List of the in-scope servers, applications, and databases along with configuration data
- ✓ Completed questionnaire with information to support TCO study (Application compute, storage and network component, API's and interfaces, owners and support teams for each application. If any migration/modernization/upgrade path has been considered or established for them)

# Phase 3 | Perform TCO Study (Cost Comparison with Target)

Plan, Discovery And Assessment Approach

Collect Infrastructure, Application And Databases Asset Information

Perform TCO Study (Cost Comparison with Target)

Review Findings and Next Steps

## Activities

1. Identify current infrastructure and operations costs (electricity, labor costs mostly)
2. Scenario TCO and peak business periods (right sizing)
3. Conduct a sample TCO for a single application: would need to have the application components identified (compute, storage, networking, users, authentication, backup, DR). This would be if the single application lives solely with the in-scope servers.
4. Identify Azure services which be appropriate for the client (this can be a scenario, right sizing to more native PaaS or SaaS Azure Services)

## MVP 1 tools

- Azure Total cost of ownership (TCO) calculator
- Azure Pricing calculator

## Outcomes

- ✓ Completed infrastructure TCO Analysis of cost of existing on-premises vs. Cost to run assessed workloads on Azure
- ✓ Data summary report to support an application rationalization study

Optional: Sample TCO deep dive for single application (within the in-scope servers)

# Phase 4 | Review Findings and Next Steps

Plan, Discovery And Assessment Approach

Collect Infrastructure, Application And Databases Asset Information

Perform TCO Study (Cost Comparison with Target)

Review Findings and Next Steps

## Activities

1. Identify next steps to take in moving to Azure
2. TBD based summary data received from Phase 3

## Outcomes

- ✓ For Non x86 workloads, they will not be in-scope (Additional Assessment could be separately scoped for migration to Intel on Azure)
- ✓ Identify possible MVPs to perform sample migration.
- ✓ Finalize Azure Migration Roadmap with Intel for in-scope servers

## Possible next steps

- Technical Debt Analysis
- Application Rationalization
- Migration approach and plan
- Additional Application review assessment
- Additional ERP application review assessment

# AVS Exclusive Benefits for Customers

- 4 years free security updates for Windows Server 2008 R2 / 2012 R2 | SQL Server 2008 R2 / 2012
- Bring windows server and SQL server on-premises licenses with software assurance to Azure
- License Cost Conservation of up to 90% - The platform allows reuse of existing investments for on premise licenses via Azure Hybrid Benefit and Bring Your Own License (BYOL) for VMware licenses.
- The most compliant coverage for VMware in the Cloud including FedRAMP High, PCI DSS Level 1 and HIPAA BAA
- Cloud-Native Integration - Allows broader access to Azure services and tools such as AKS, ACI, Terraform, Chef, Puppet, Etc. thereby leverage the latest cloud capabilities and services.
- Reserved Benefit AVS facilitates re-hosting of the on-premises environment through an AVS 3-year reserved instance, which offers an infrastructure cost benefit of up to 50%.
- Microsoft Support and Billing - Benefit of integrated support from Microsoft & VMware . Unified dashboards for management and billing requirements.

Link - [Azure VMware Solution | Microsoft Azure](#)

# Staffing Model

The discovery & assessment will be led by Kyndryl with support from Microsoft and Intel. The client will be part of the assessment squad and suggestions are below.

## Kyndryl Discovery & Assessment squad (200 to 300 hours)

1. Lead Architect (acts as assessment project leader and technical focal)
2. Associate Architect/Engineer (Infra/App)
3. Tool SMEs (as required)
4. Associate Partner/Consultant (client focal and relationship manager)

Microsoft & Intel Specialists (as needed)

## Client staffing suggested

1. Executive stakeholder(s) sponsoring the assessment
2. Cloud or Infrastructure architect/manager (typically from operations)
3. Application focal and coordinator
4. Applications owners & SMEs (as needed)
5. Security focal to review and approve discovery tooling



# Call to Action

## Engage in 2-hour workshop and receive:

- ❑ Assessment benefits, scope and deliverables specific to your challenges
- ❑ High level overview on your business/technical priorities & use cases
- ❑ Potential MVP candidates for AVS
- ❑ Assessment timelines
- ❑ Qualification criteria for Microsoft Business Investment Funding
- ❑ Next Steps

Learn more: Azure Marketplace - [Kyndryl Discovery and Assessment Offer for AVS](#)

Thank you