


# Azure App Design and Development Implementation



## About App Design and Development Implementation

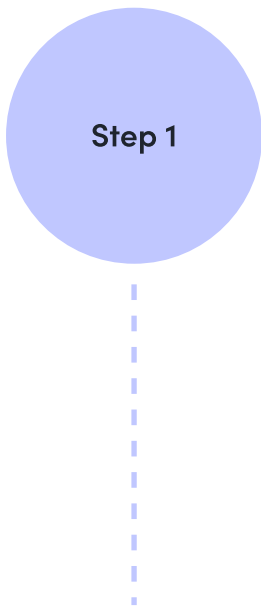
Azure is a powerful cloud platform that allows you to build and deploy apps quickly. With its flexibility, you can use Azure to create any type of application you want.

Let our app design and development team help you create your new or existing applications on Azure.

Here's our 3-step process to make sure your app is implemented in the best way possible.

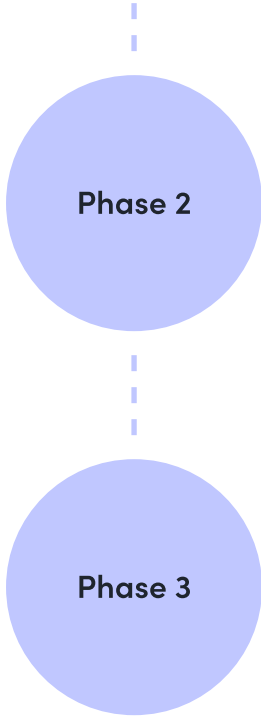


## The App Design and Development Implementation process



### Identify Your Needs and Goals

We'll seek to understand what kind of app you want to be developed. What kind of functionality do you need in order to achieve your goals? What platforms do you plan on using it on? We'll get answers at our initial consultation with you.



### Create a Detailed Scope Document

Work with our team members from across different departments (Designers & Developers) to create a detailed scope document that outlines everything from requirements gathering through final deployment.

### Develop an Iterative Prototype

Develop your prototype or minimum viable product (MVP) to test the users' reaction to potential solutions.

Then we'll Gather feedback, make improvements, launch beta, gather more feedback, and then release a final optimized app on Azure, for deployment on your chosen platform.

Let's help you design and develop efficient, user-friendly apps with Azure, taking the technical hassle away from you and your team.

Phone: 888 LANGATE x 1  
 Email: [info@langate.com](mailto:info@langate.com)  
 Skype: [langate](https://www.skype.com/en/username/langate)  
 Web: [www.langate.com](http://www.langate.com)

