



Lead the post-pandemic workplace

with Lingaro and Microsoft

With many employees
shifting to remote work,
Microsoft Teams has 3X
more daily active users

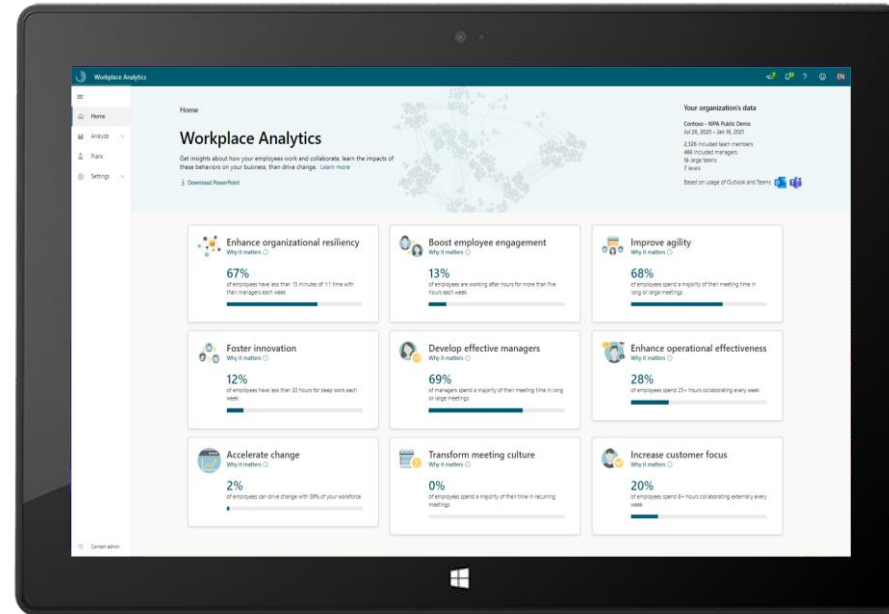
The move of employees to remote work has accelerated workplace digitalization and exponentially increased the number of data points representing how people work, collaborate, and engage in companies.

To adapt to constant disruption in the workplace, business leaders can unleash the value of this powerful data using insights from everyday work to explain, predict, drive, and measure the impact of day-to-day actions on business outcomes.



Let Viva Insights turn your Office 365 collaboration data into powerful new conclusions for enterprise productivity

Viva Insights leverages Office 365 collaboration data to deliver powerful new conclusions for enterprise productivity. It provides a way for a company to understand organization-wide communication behaviors and collaboration patterns and how they influence productivity and corporate performance.



To learn more, request a free Viva Insights overview



Lingaro has the experience to unleash this powerful dataset using insights from everyday work

Leveraging Microsoft Viva Insights, Lingaro equips leaders to respond to workplace disruption, plan recovery, and reimagine their organization to support greater resilience.

Lingaro is a Gold Microsoft Partner

through more than 10 years of partnership with Microsoft, Lingaro is continuing to build trust and helping enterprises win the digital transformation.



- Gold DevOps
- Gold Data Analytics
- Gold Data Platform
- Gold Application Development
- Gold Cloud Platform



Respond

Navigate the nov



Recover

Plan the comeback



Reimagine

Shape the future

Viva Insights Enriched

Explore complex scenarios by combining Viva Insights data with other sources to drive greater value

- ✓ Identify highest value business opportunities and dive deep into root cause analysis
- ✓ Analyze complex scenarios by combining Viva Insights data with other sources (CRM, HRIS, talent management or employee engagement surveys) to drive greater value.
- ✓ Develop a data-driven action plan, testable through customized Power BI dashboards



Leverage Lingaro's Power BI and data integration expertise to explore complex scenarios by enriching Viva Insights data with other sources to drive greater value



- **150+ Microsoft Power BI consultants including 80+ certified consultants.**
- **Lingaro has delivered power bi projects to 94 companies from 11+ industries**



- **Over 50 projects delivered in Azure every year and over 150 consultants actively working with Azure technology stack**
- **Lingaro is Microsoft Gold Partner in 4 categories: Application Development, ISV, DevOps and Data Analytics as well was awarded Microsoft Azure Partner of the Year 2018 in Poland**



Identify highest value business opportunities and dive deep into root cause analysis

Common business outcomes covered



**Improve
Diversity &
Inclusion**

Analyze which are key actions and behaviors which might be impacting diversity or inclusion initiatives in your organization



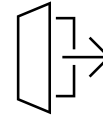
**Increase
Sales
Performance**

Finding correlation between Sales performance and key actions taken



**Develop
New talent**

Identify behaviors and actions of top performing teams and what best people do differently to their peers



**Reduce
Attrition**

Increase employee retention by identifying key drivers which might lead to a person leaving the company



**Increase
Employee
Engagement**

Finding correlation between employee engagement and key actions taken by teams: collaboration, networking, etc.



Analyze complex scenarios by combining Viva Insights data with other sources (CRM, HRIS, talent management or employee engagement surveys) to drive greater value.

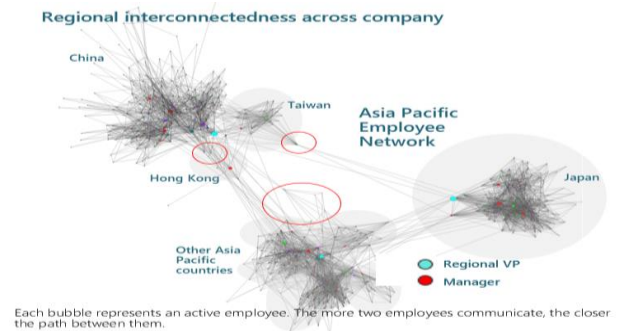
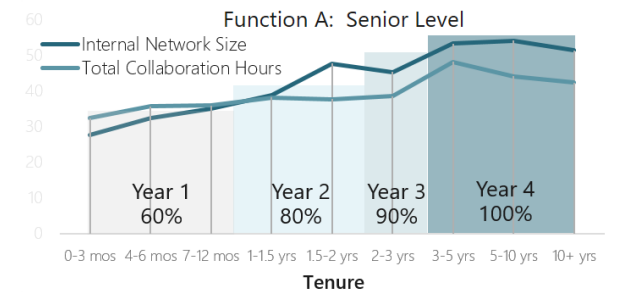
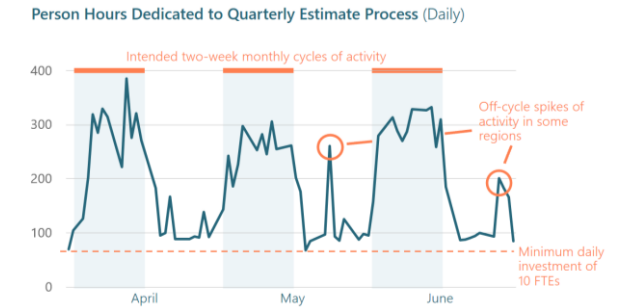
USE CASE	DATA REQUIREMENTS	OTHER DEPENDENCIES
Improve Diversity & Inclusion	Viva Insights attribute that flags the under-represented groups of interest	Scope limited to analyzing 2 diversity attributes Sufficient number of employees in each under-represented attribute Approval to analyze them
Increase Sales Performance	CRM data (Account and Contact) Performance/quota attainment data	Scope limited to one single sales/BU segment
Develop New talent	Viva Insights attribute that flags the talent group	Scope limited to analyzing 2 diversity attributes Enough employees in each under-represented attribute Approval to analyze them
Reduce Attrition	Viva Insights attribute that flags people leaving company	
Increase Employee Engagement	Person-level Survey/Engagement score data	



Develop a data-driven action plan, testable through customized Power BI dashboards

The implementation will take 6-8 weeks and will include:

- Prioritization Workshop
 - Prioritize key initiatives based on impact size, time horizon, and fit with business objectives
 - Align key stakeholders
- Opportunity Map
 - Build opportunity catalog
 - Conduct high-level sizing of opportunities
- Use Case Activation
 - Identify key data requirements
 - Perform current versus data needs to identify gaps
 - Design right insights to surface opportunities
 - Perform implementation plan
- Real-time Dashboards
 - Deliver ongoing operational dashboards to track progress
 - Establish cadence to monitor progress



Viva Insights Enriched Detailed Workplan



Engagement start



2 weeks

1 weeks

1 week

2-4 weeks

KEY ACTIVITIES

Use case selection

Kick-off Kickoff and Analysis planning
 Document organizational priorities, initiatives and context
 Match priorities to Use Case list and identify those of interest.
 Prioritize key initiatives based on impact size, time horizon, and fit with business objectives

1. Data requirements

Definition of data needs (data sources required).
 Perform data gap analysis (exists versus needs) and provide recommendations/action plan to fill the gap

2. Insights provided

Define insights which need to be presented
 Build mockup visualizations to present key insights.

3. Use case activation

Finalize and approve implementation plan for use case activation

4. Build

For selected use cases, Lingaro implements dashboards and insights in customer's technology of choice

OUTPUT

- Use cases selection
- Capability definition
- High-level sizing of opportunities
- Scope (functional/regional)
- Key metrics/KPIs required

- Data Sources
- Data Required
- Data Transformations
- Data Calculations
- Data gap assessment



- Insights Delivered
- Visualizations /Navigation
- KPIs

- Current State Assessment
- Gap Analysis and Recommendations
- Opportunities and Quick Wins
- Implementation plan

- Operational dashboards for ongoing review and progress tracking
- Suggested cadence of reviews and best practices

Engagement prerequisites:

- Customer Viva Insights environment is up and running
- Project team is credentialed in customer M365 tenant



Digitize. Disrupt. Lead.

sales@lingarogroup.com

lingarogroup.com