



Lead the post-pandemic workplace

with Lingaro and Microsoft

With many employees shifting to remote work, Microsoft Teams has 3X more daily active users

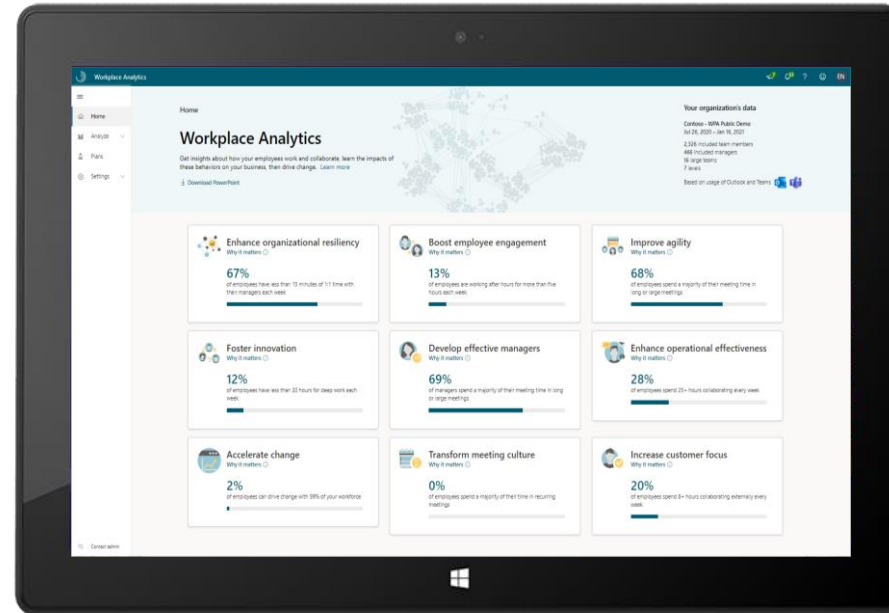
The move of employees to remote work has accelerated workplace digitalization and exponentially increased the number of data points representing how people work, collaborate, and engage in companies.

To adapt to constant disruption in the workplace, business leaders can unleash the value of this powerful data using insights from everyday work to explain, predict, drive, and measure the impact of day-to-day actions on business outcomes.



Let Viva Insights turn your Office 365 collaboration data into powerful new conclusions for enterprise productivity

Viva Insights leverages Office 365 collaboration data to deliver powerful new conclusions for enterprise productivity. It provides a way for a company to understand organization-wide communication behaviors and collaboration patterns and how they influence productivity and corporate performance.



To learn more, request a free Viva Insights overview




Lingaro has the experience to unleash this powerful dataset using insights from everyday work

Leveraging Microsoft Viva Insights, Lingaro equips leaders to respond to workplace disruption, plan recovery, and reimagine their organization to support greater resilience.

Lingaro is a Gold Microsoft Partner through more than 10 years of partnership with Microsoft, Lingaro is continuing to build trust and helping enterprises win the digital transformation.



- Gold DevOps
- Gold Data Analytics
- Gold Data Platform
- Gold Application Development
- Gold Cloud Platform



Respond
Navigate the now



Recover
Plan the comeback



Reimagine
Shape the future



Building on firsthand experience, Lingaro offers a set of modular services which help organizations transform productivity with data driven insights

Viva Insights QuickStart

Accelerate your journey to Viva Insights with rapid conclusions into productivity opportunities for your organization.

Viva Insights Custom

Customize Viva Insights Power BI templates or get custom insights to help solve your organization's unique workplace challenges

Viva Insights Enriched

Analyze complex scenarios by combining Viva Insights data with other sources (CRM, HRIS, talent management or employee engagement surveys) to drive greater value.

Get Started Today

Insights Discovery Workshop

Discover actionable insights supporting a more resilient organization while ensuring employees' wellbeing.

Viva Insights QuickStart

Accelerate your journey to Viva Insights with rapid conclusions into productivity opportunities for your organization

- ✓ Discover your organization's collaboration patterns
- ✓ Get analyses and actionable insights across three common business outcomes
- ✓ Identify the biggest opportunity areas, and how to tackle them





Discover your organization's collaboration patterns. The Viva Insights Quickstart covers:

Three common business outcomes



TRANSFORM MEETING CULTURE

- How much time do employees spend in long / large and recurring meetings?
- Are employees wasting time in low quality meetings?



DEVELOP EFFECTIVE MANAGERS

- Are managers having regular 1:1s with employees?
- Do managers delegate and empower their teams?
- Do managers have capacity to guide their teams and focus on strategic work?



BOOST EMPLOYEE ENGAGEMENT

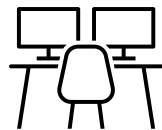
Wellbeing focus

- How are employees currently collaborating?
- Do employees have high after-hours?
- Are employees at risk of burn out?

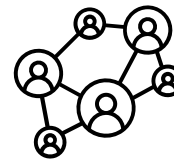
And two business outcomes of choice



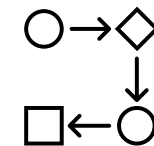
STRENGTHEN CUSTOMER AND SUPPLIER RELATIONSHIPS



MEASURE DIGITAL WORKPLACE ADOPTION



SUSTAIN ORG CONNECTIVITY / DIGITAL COLLABORATION



ENHANCE OPERATIONAL EFFECTIVENESS

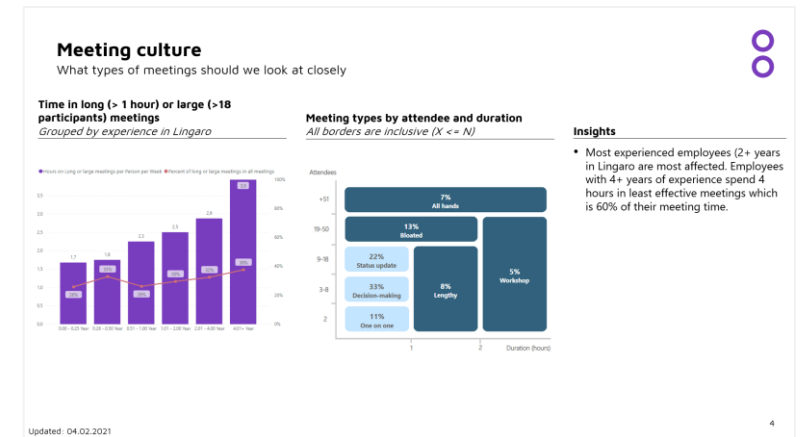
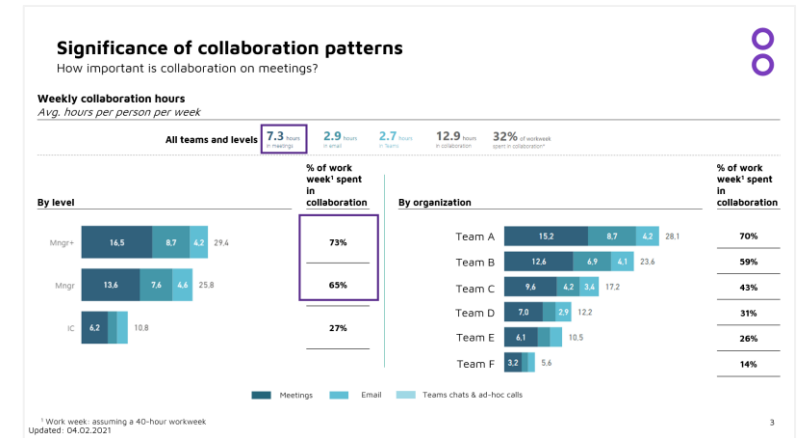
Viva Insights QuickStart

Get analyses and actionable insights across three common business outcomes

Building on firsthand experience with Viva Insights, Lingaro' QuickStart service offers a straightforward and quick way to obtain rapid conclusions into productivity opportunities for your organization.

The implementation will take 4-6 weeks and will include:

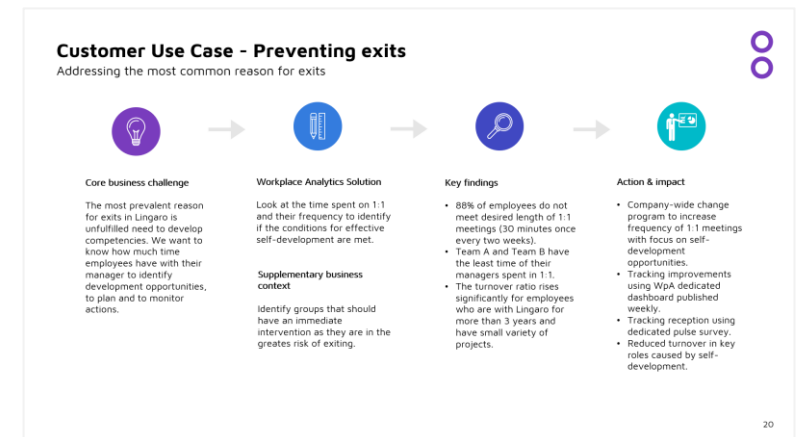
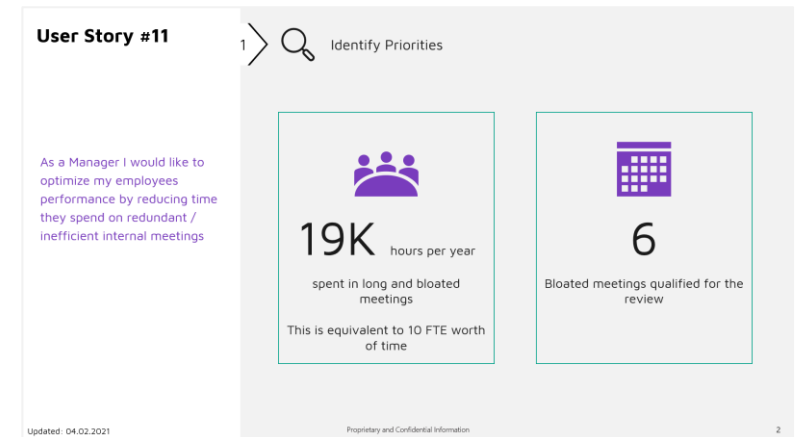
- Guidance on the setup and configuration of Viva Insights ensuring smooth implementation and communication with key stakeholders
- Discovery of your organization's collaboration patterns
- Delivery of actionable insights across three most common business outcomes: transform meeting culture, Develop effective managers and Boost employee engagement
- Delivery of actionable key points/intelligence in two other business outcomes of choice
- Identification of the biggest opportunity areas, and how to tackle them
- Hands-on training, targeted at key user personas



Identify the biggest opportunity areas, and how to tackle them

The Opportunities and Recommendations Readout covers an overview of the potential of insights delivered by using Viva Insights

- Highlight areas of strength and opportunities for improvement
- Share findings and communicate insights
- Prioritization of opportunity areas with most impact
- Recommended next steps with identified use cases





Case Study: Increasing employees' collaborative productivity after the move to remote work

Core Business Challenge

A Consulting company was receiving early warnings from employees on high amount of hours spent in meetings since the move to remote work. Question to be covered was.

Viva Insights Solution

The company deployed the Viva Insights Business Continuity Dashboard to gain immediate conclusions into how shifting to remote work was impacting the company.

Action & Impact

Improve meeting planification with definition of clear agenda and people required to avoid unproductive meetings

Break long planning meetings in slots having only people required in each of the agenda items and release time of people once topic is covered

Releasing meeting hours allowed employees to focus on productivity of tasks

Findings

1



19K

hours per year

spent in long and large meetings

This is equivalent to 10 FTE worth of time

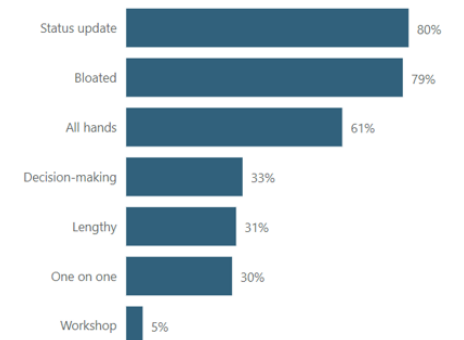
2

79%

of recurring

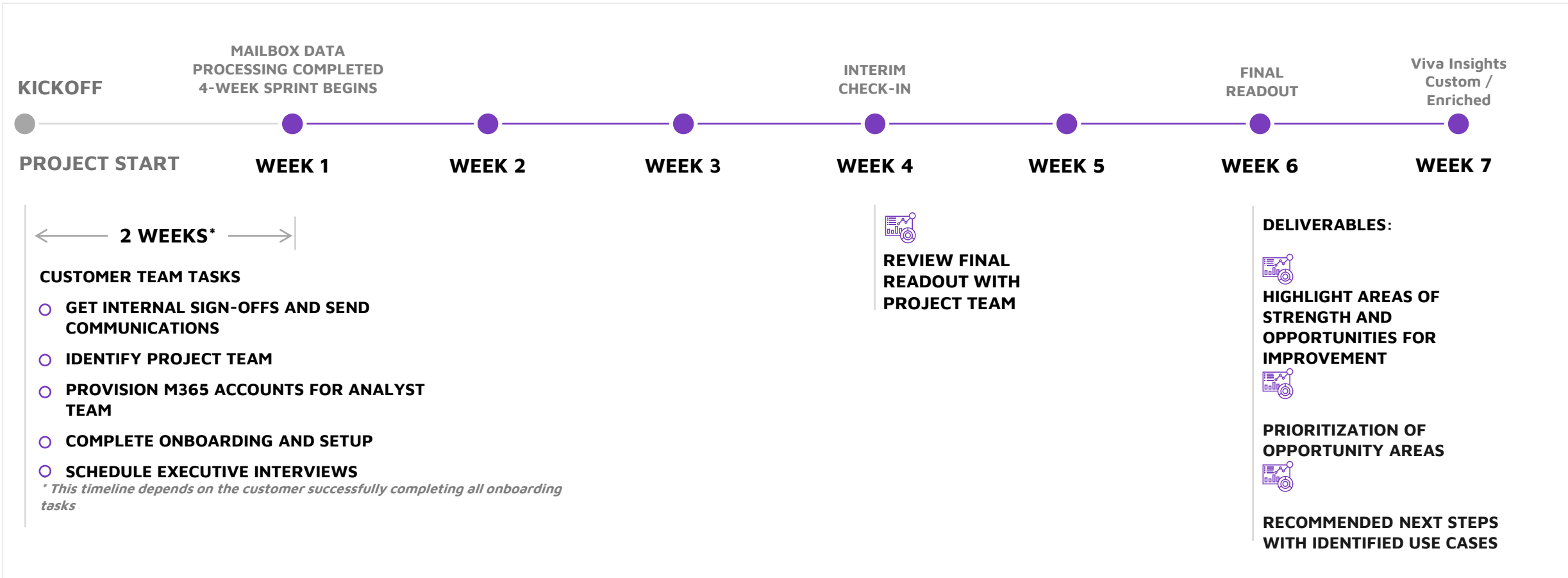
hours are done in long and large hours

Recurring meeting hours % by meeting type





High Level Workplan





Week 1 begins after

- Customer Viva Insights Instance is up and running
- Viva Insights licenses are assigned to the users whose mailboxes will be analyzed

○ CUSTOMER TEAM TASKS



SERVICES DELIVERABLES



Digitize. Disrupt. Lead.

sales@lingarogroup.com

lingarogroup.com