

Customer Presentation



AD  PTEQ

The Adopteq Way
to your **Digital
Transformation**


Application Migration Platforms



HCL Notes/Domino



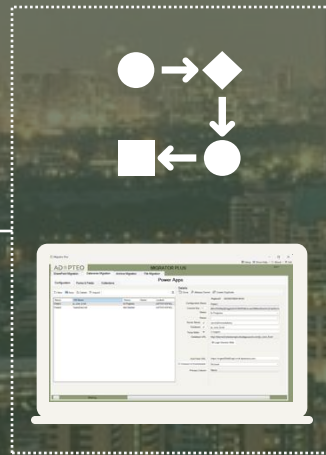
Microsoft Access



Infopath



Analyze



Migrate



Document repositories,
collaboration & simple
workflow applications.

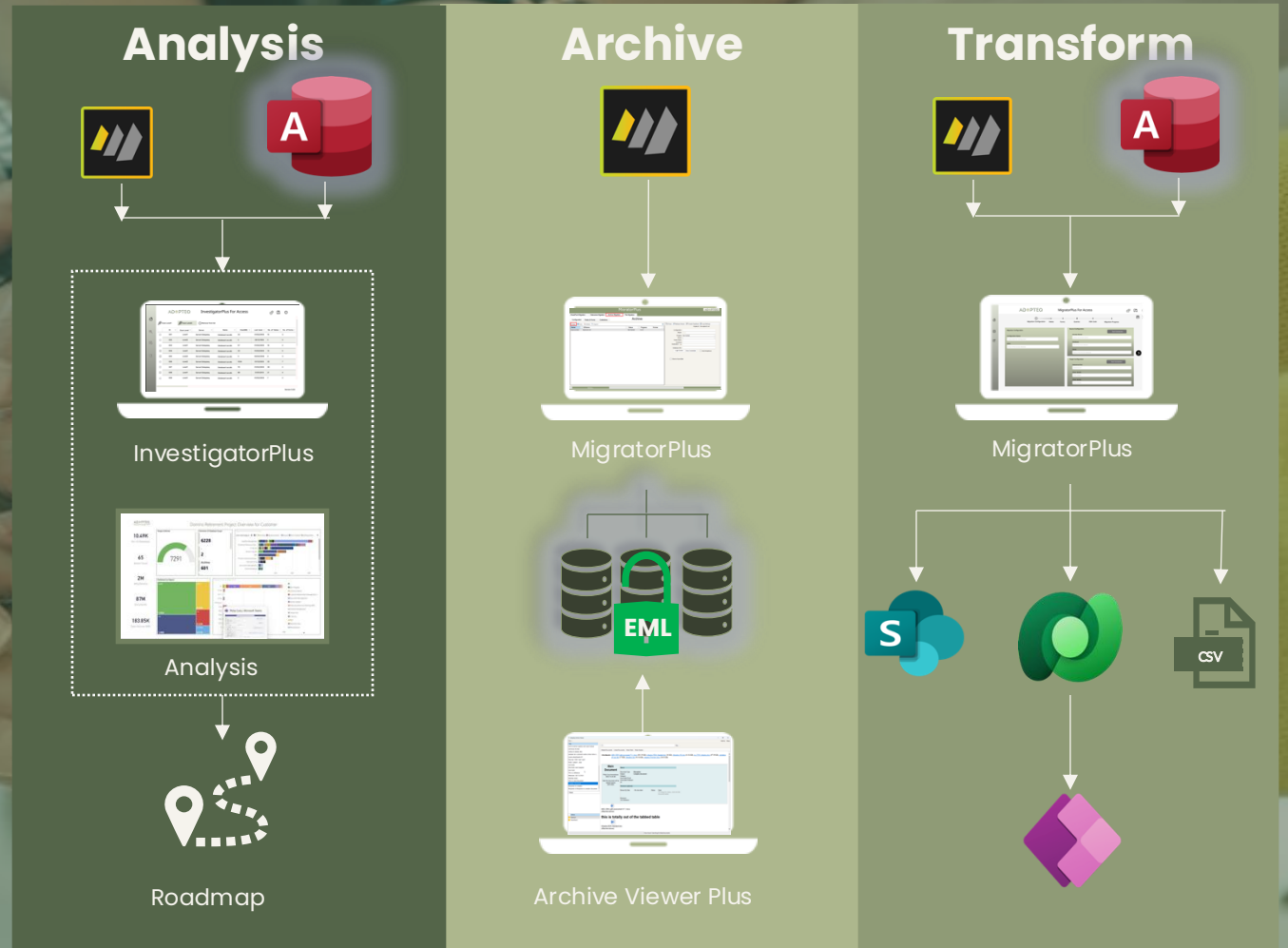


Workflow centric, field and
or role-based security,
storing and taking actions
on relational data across
business processes, and
applications which need to
be accessible externally.

Why you should choose The Adopteq Way



1. **Analysis** delivering actionable results with decommissioning & migration in mind
2. **Archival** without limits focused on regulatory compliance, ease of use and future accessibility
3. **Migration** aimed at flexible content migration to your chosen platform
4. **Experts** with real experience, providing smart, valuable guidance from Analysis through to Transformation.



Collect with InvestigatorPlus for Access



InvestigatorPlus collects Access database data metrics important for a transformation strategy. InvestigatorPlus has configurable multi-level collections.

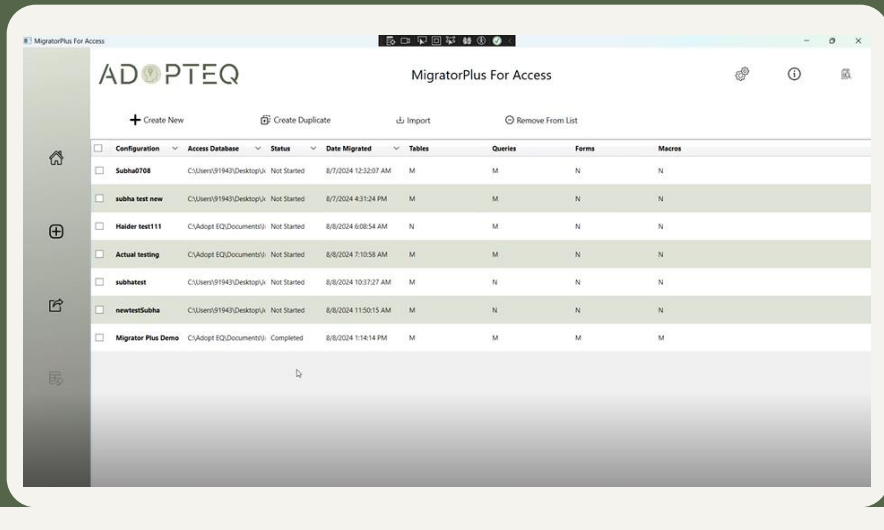
Works with MigratorPlus ensuring the information necessary for transformation, is available at time of migration reducing effort and duration.

ID	Scan Level	Replica Id	Server	Title	Path	Size(MB)	No. of Tables
11	Level 1	0025874000646998	server2\mmsolutionz	Northwind.accdb	C:\Users\jayed\OneDrive\Desktop	4.76	9
12	Level 1	0025874000646998	server2\mmsolutionz	Database1.accdb	C:\Users\Mats\erson\Documents	4.56	0
13	Level 1	0025874000646998	server2\mmsolutionz	Database1_be.accdb	C:\Users\Mats\erson\Documents	1.08	9
14	Level 1	0025874000646998	server2\mmsolutionz	Demo.accdb	C:\Adopt EQ\Documents\Investi	0.8	5
15	Level 1	0025874000646998	server2\mmsolutionz	Northwind.accdb	C:\Adopt EQ\Documents\Investi	4.71	9
16	Level 1	0025874000646998	server2\mmsolutionz	TestingAccess.accdb	C:\Adopt EQ\Documents\Investi	0.77	5
17	Level 2	0025874000646998	server2\mmsolutionz	Complex.accdb	C:\Adopt EQ\Documents\Investi	5.83	47
18	Level 1	0025874000646998	server2\mmsolutionz	Complex1.accdb	C:\Adopt EQ\Documents\Investi	3.15	21
19	Level 1	0025874000646998	server2\mmsolutionz	Medium.accdb	C:\Adopt EQ\Documents\Investi	1.22	8
20	Level 1	0025874000646998	server2\mmsolutionz	Simple.accdb	C:\Adopt EQ\Documents\Investi	0.91	5
22	Level 2	0025874000646998	server2\mmsolutionz	IsokenSolution_ACCESS backe	C:\Users\j1943\Desktop	3.64	21
23	Level 2	0025874000646998	server2\mmsolutionz	IsokenSolution_ACCESS backe	C:\Users\j1943\Desktop	3.64	21

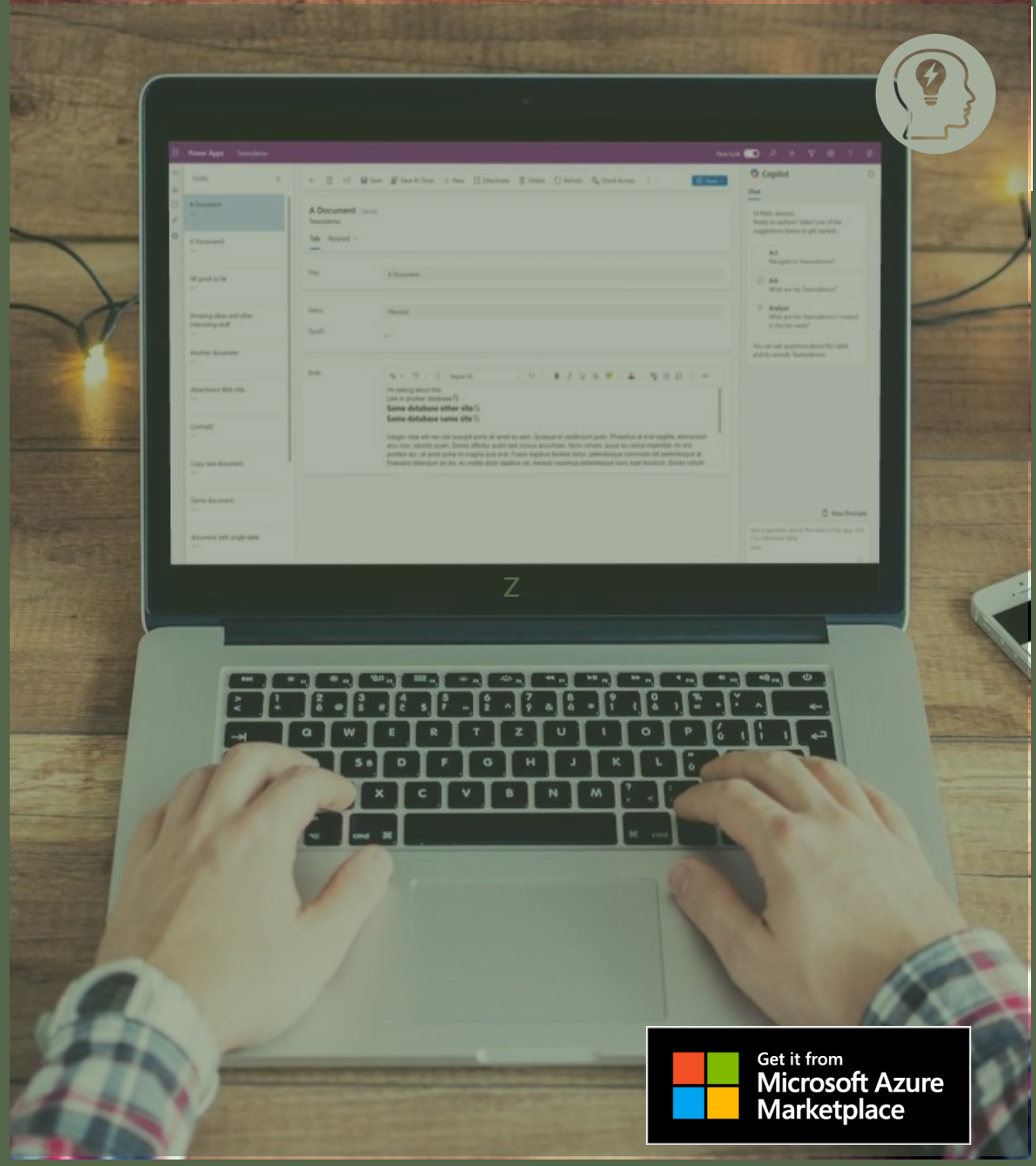


Migrate with MigratorPlus for Access

- Secure, Centralized, Managed
- Migrates legacy Access databases to Dataverse and Power Apps ensuring all content and metadata, including attachments is transformed.
 - Supports Microsoft Access 2007 onward!
- Centralized Migration management
- Increased data migration speed and performance
- Reduced manual effort
- Stores attachments in SharePoint as standard
- Migrates tables, queries, macros, and form look-and-feel.



The only centralized Access Database to Dataverse migration software on the market!



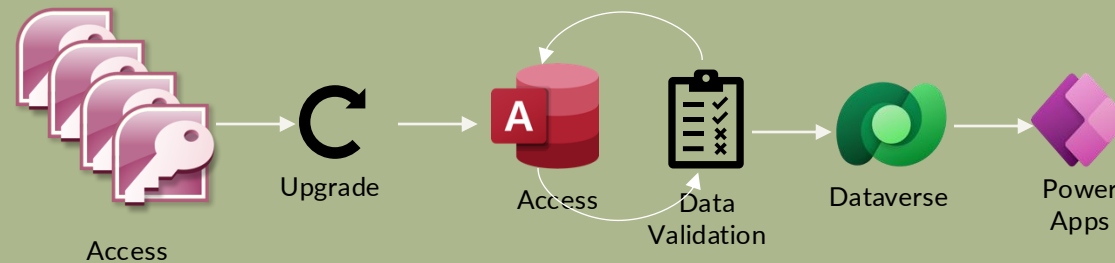
Manual Process to Migrate from Access to Power Platform



Multi Step Migration Process = High Risk & Time Intensive

Legacy Access Database Migration

1. Open the Access Database locally
2. Perform an upgrade of the database to at least Access 2016 (if older)
3. Open Access 365 locally and connect to the database
4. Login in to both Access and Dataverse using the same account
5. Select 'Export to Dataverse'
6. Choose migration options
7. Run data validation
8. Resolve issues, run data validation, migrate... repeat until complete
9. Modify dataverse as necessary
10. Create a Power App from the data



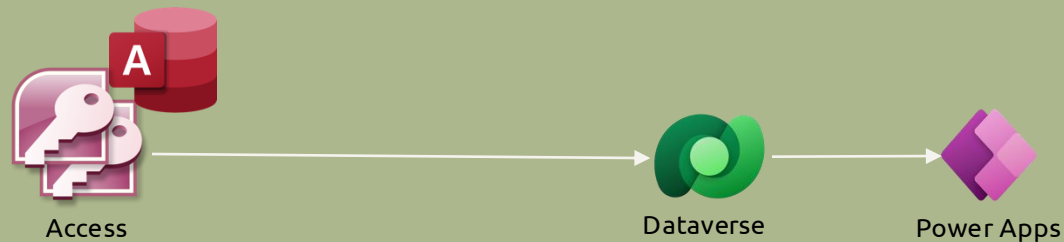
Migration with MigratorPlus for Direct Migration to Power Platform



Simplified Migration Process = Saves Time and Reduces Human Error

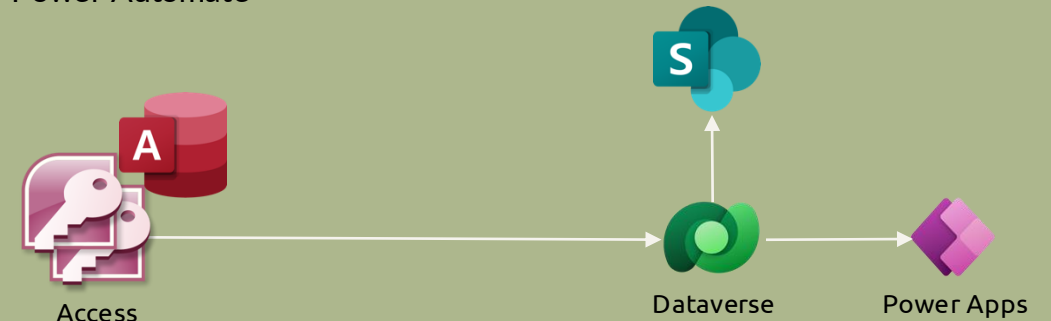
A For databases with no attachments

1. Open MigratorPlus & configure the migration
2. Migrate data from Access to Dataverse with MigratorPlus
3. Verify data in Dataverse, update relationships in Dataverse
4. Create UI and implement business process logic using Power Apps and Power Automate



B For databases with attachments

1. Connect SharePoint and Dataverse for file attachment storage
2. Open MigratorPlus & configure the migration
3. Migrate data from Access to Dataverse with MigratorPlus
4. Verify data in Dataverse, update relationships in Dataverse
5. Create UI and implement business process logic using Power Apps and Power Automate



Cost Savings of at least 40%



The Adopteq Advantage

Migrate Access Databases to the Power Platform and Dataverse

Recommended by Microsoft

- Adopteq's Access Migration Products are **funded and endorsed by Microsoft** to migrate from Access to Dataverse and the Power Platform.
- Products meet Microsoft's rigorous standards and criteria for reliability, performance, and compatibility.
- For Access Migrations, Microsoft is committed to providing Adopteq product vouchers (license) at no cost/low cost to their customers for migration to Power Apps and Dataverse.

Direct Migration to Power Platform/Dataverse

- The only product on the market providing a centralized approach of migration to Dataverse and the Power Platform
- MigratorPlus delivers direct transformation of Access data and tables into Dataverse, facilitating a streamlined migration process saving time and money whilst ensuring accuracy and consistency for migrated applications.
- In combination with Power Platform capabilities, aging Access databases and their content are re-imagined with greater ease.

Optimized Migrations

- MigratorPlus boast a powerful capability by rendering Dataverse Entities and Data Objects available for seamless mapping with corresponding source database
- MigratorPlus has an intuitive interface empowering operators to efficiently configure mappings between source and target entities, whilst ensuring data integrity and accuracy throughout the migration process.
- MigratorPlus's step-by-step process significantly accelerates and simplifies the migration journey allowing organizations to leverage the full potential of Dataverse faster than ever.



Thanks!

You can find us at:
www.adopteq.com

You can contact us at:
Sales@adopteq.com

Confidentiality Statement

This document contains material that is the sole and exclusive property of Adopteq AB. Adopteq AB retains all intellectual property rights, including, but not limited to, copyright and trade secrets. The information in this document shall not be disclosed outside the Customer organization and shall not be duplicated, transmitted, used or disclosed in whole or in part by any means for any purpose other than to evaluate the proposal without the written permission from Adopteq. If a contract is awarded to Adopteq as a result of or in connection with the submission of this proposal, the Customer shall have the right to duplicate, use or disclose the information to the extent provided by the contract. All rights reserved