



EMPOWERED

by DIGITAL JUSTICE





“**Technology** is a powerful enabler that can **empower courts** to meet core purposes and responsibilities. Serious efforts are needed to examine process-reengineering opportunities and **courts must plan to migrate** from document to content management and initiate customer relations management to improve the **quality of justice, access to justice,** and **public trust** and confidence in courts as an institution...”

CHRIS CRAWFORD

Technology in the Courts Resource Guide; National Center for State Courts



Ecosystem Influences

Urbanization

Transformative technology

Shifting demographics

Public services growth

Document digitalization

Policy and enforcement shifts

Displaced populations

Citizen expectations

Online adjudication

Electronic discovery

High data volumes

Digital analytics

Disclosure sensitivity

Document digitalization

Evidence digitalization

eFiling

Online scheduling

eTicketing

Supervised home detention

Mobile notification and conferencing

eHearings and eJury

Cloud legal services

eDocketing

Major influences

Emerging trends

Applications



Trends and drivers

Courts will be impacted by the digital transformation

By 2020

40+


digital data will exceed 40 zettabytes*

Big data

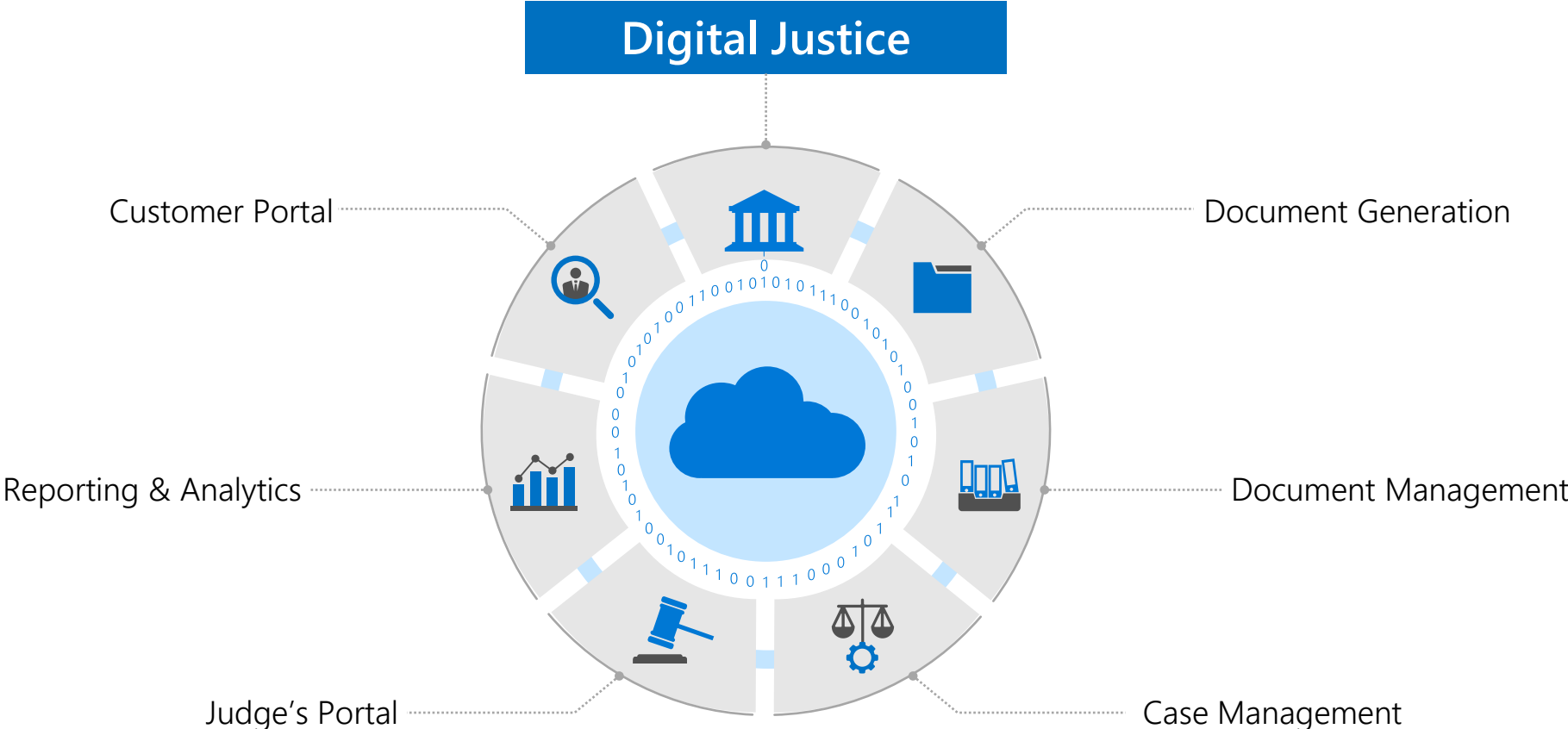
will be pervasive across government agencies

40Fold+

global digital data will multiply 40-fold or more**



Digital Justice: Court Administration modules



Digital Justice

Pretrial Services



- Provide judges with data-driven recommendations to inform their pretrial determinations
- Centrally store and manage all information related to a defendant and to a case
- Manage and track cases from intake through pretrial completion
- Monitor court violations of pretrial release conditions

Court Administration



- Deliver an end-to-end digital judicial experience
- Seamlessly connect the concerned parties across criminal, civil, or family courts
- Keep all court customers at the heart of the system

Virtual Court Hearings



- Scheduling and Notifications for remote hearings
- Virtual Lobby, Hearing Notifications, and Translation services for all court proceedings
- Identity Verification for court participants
- Side Bar conversations with raise your hand feature for private conversations

Pretrial Services

Local jurisdictions are faced with many social, legal, and financial challenges – among them is the issue of pretrial incarceration. Courts use bail to keep the public safe and to make sure defendants appear in court for their trials.

Digitize paper-based processes

reducing data isolation while eliminating costly physical storage

Connect your courtrooms

to enable virtual courtrooms and remote testimony

Automate judicial processes

allowing citizens to access self-service kiosks

\$14B

The cost of pretrial detention to local governments¹



John Smith

DOB: 12/01/1978

Assessment ✓

History

2017-01 – Loitering and disruption
2017-02 – Drug possession < 2gms
2017-03 – Drug possession < 2gms

PRETRIAL ASSESSMENT

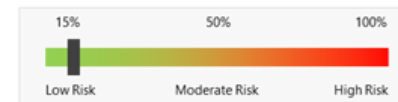
Name	John Smith		
DOB	12/01/1978	Age	37
Gender	Male	SSN	505-40-9368
Height	185cm	Weight	200lbs
Eye Color	Brown	Hair	Black
Drivers Licenses	856479		
Address	5243 Florida USA		

Offense Date	: 02/18/2017
Case Number	: CAS-35-V3H3B1
Offense Type	: Drugs
Offense Code	: 943.10(1mxa)
Offense Description	: Poss. Of Cocaine
Conviction Date	: 02/19/2017
Conviction Place	: RACINE
Date Reported	: 02/18/2017
Verdict Finding	: GUILTY / NO CONTEST
Sentence Details	: EXTENDED SUPERVISION

Case Details: Caught with 12gms of Cocaine and resisted arrest when confronted. Arresting officer knows this subject has a criminal history but no known gang affiliations.

RECOMMENDATION

RISK



NOTES

Release to pretrial supervision with referral for drug treatment

Court Administration

Digital Justice is built on Microsoft Dynamics 365 to transform the justice system with an end-to-end platform that improves quality and pace of justice, addresses privacy and regulatory requirements, reduces court costs, increases citizen access to information, and enables new digital processes.

The Court Administration modules addresses components that help court administrators achieve more with greater efficiency.

Deliver an end-to-end digital judicial experience
reducing data isolation while eliminating costly physical storage

Seamlessly connect your concerned parties across criminal, civil, or family courts
to enable virtual courtrooms and remote testimony

Keep all your court customers at the heart of the system
allowing citizens to access self-service kiosks



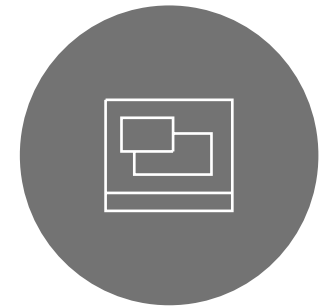
Virtual Court Hearings



Platform Overview

- Customer Portal
- Case Management Portal
- Document Management & Court File
- Electronic Bundles
- Document Generation
- Scheduling
- Notifications
- Court Fees

- Virtual Hearings & Trials
- Judges Portal
- Publication of Court's Judgments
- Alternative Dispute Resolution
- Reporting & Analytics



Digital Justice by the numbers

Ecosystem dimension and volumes in the U.S.

10.5M+

Total arrests nationwide (2017)¹

1.2M+

Property crime (2017)¹

518K+

Violent crime (2017)¹

44%

Percentage arrested in first year of release (2018)³

68%

Percentage reconvicted in three years 2018³

79%

Percentage reconvicted within 6 years (2018)²

83%

Percentage re-imprisoned within nine years (2018)²

721K

Incarcerated in Local jails²

3.67M

Total population incarcerated in 2016²

82M

All Trail Courts incoming cases (2016)¹

1.485M

State or federal institutions²

15.3M

US Total Civil case load 2016²



Impact on courts

Funding, caseloads, and time to disposition

\$1B

Record federal (GSA) funding for court projects in 2015

279K+

Federal Civil Filings

80K+

Federal Criminal Filings

667

Total authorized federal district court judgeships.¹

412

Average civil filing per judge

118

Average criminal defendants per judge

11,568

Total number of trials completed by Article III judges

274K+

Civil cases terminated in 2015

81K+

Criminal cases terminated in 2015

9 months

Median time civil case disposition

341K+

Civil cases pending, end of 2015

98K+

Criminal cases pending, end of 2015



Impact on courts

Funding, caseloads, and time to disposition

84M

Total U.S. State Court trials in 2016¹

15.1M

Total Criminal U.S. State Court trials in 2017¹

14.9M

Total Civil U.S. State Court trials in 2017¹

42M

Total Traffic Cases U.S. State Courts (2017)¹

4.7M

Total Domestic Cases in U.S. State Courts (2017)¹

1.3M

Total Juvenile Cases in U.S. State Courts (2017)¹

215,000

Total Appeals in U.S. State Courts (2017)²

195K

Total Appeal to State Court of Last Resort (2017)²

23%

Percentage of Trial Court Decisions Upheld (2017)²

1 (U.S.) CSP: Court Statistics Project | A Project of National Center for State Courts (2014)

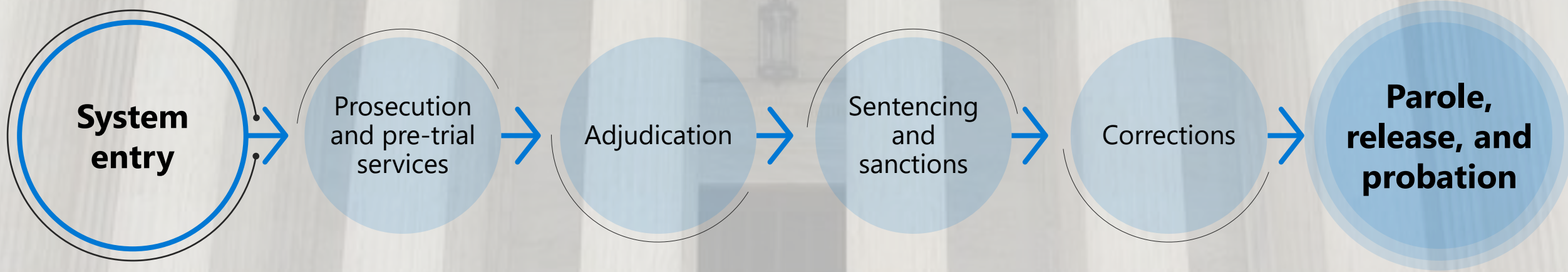
2 (U.S.) Bureau of Justice | Criminal Appeals in State Courts (2010)

* Note: For gross illustration purposed only: United States Court totals include District of Columbia, Puerto Rico, and commingle diverse types of state tiered systems.

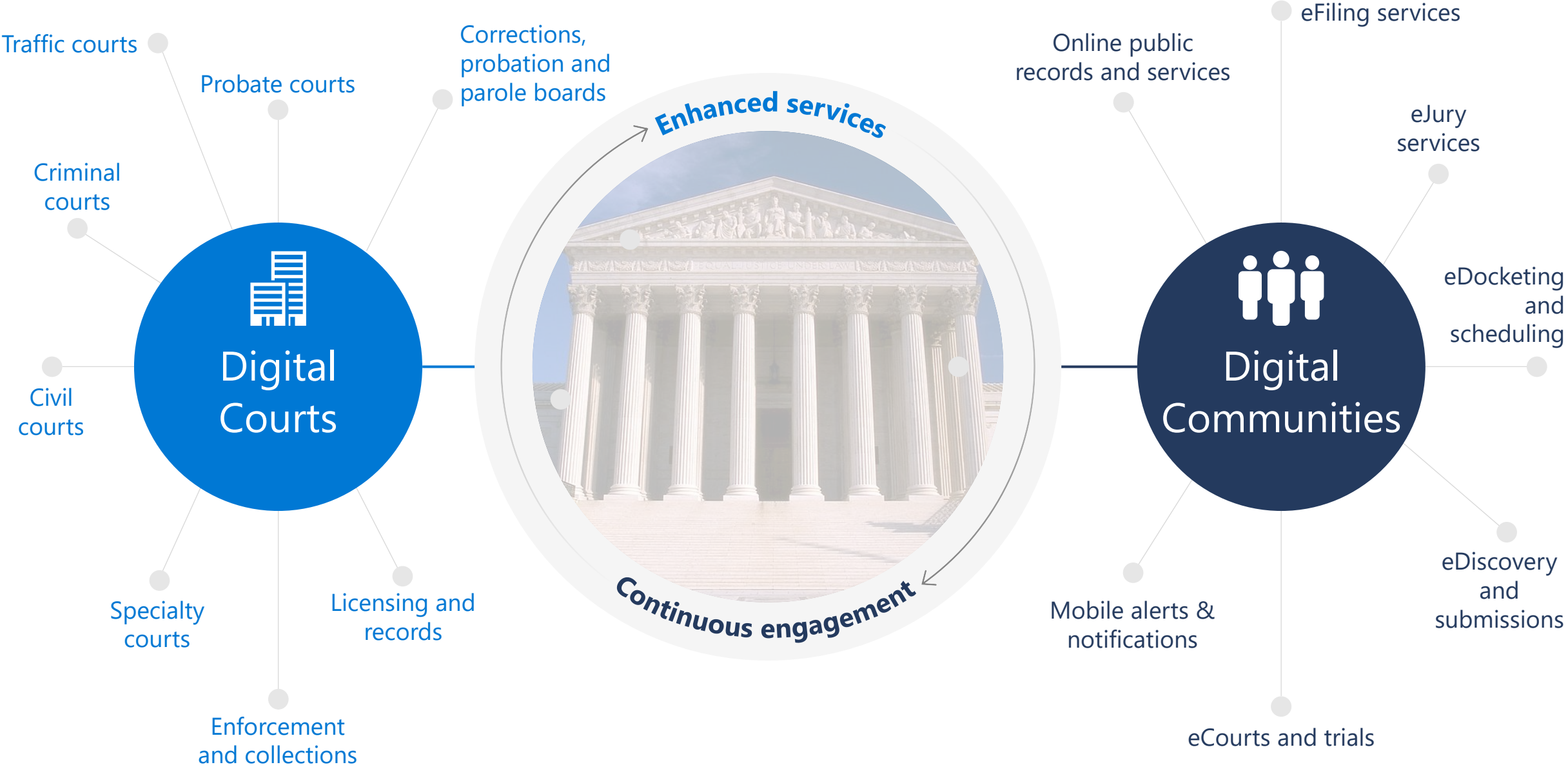


Empowered ecosystems

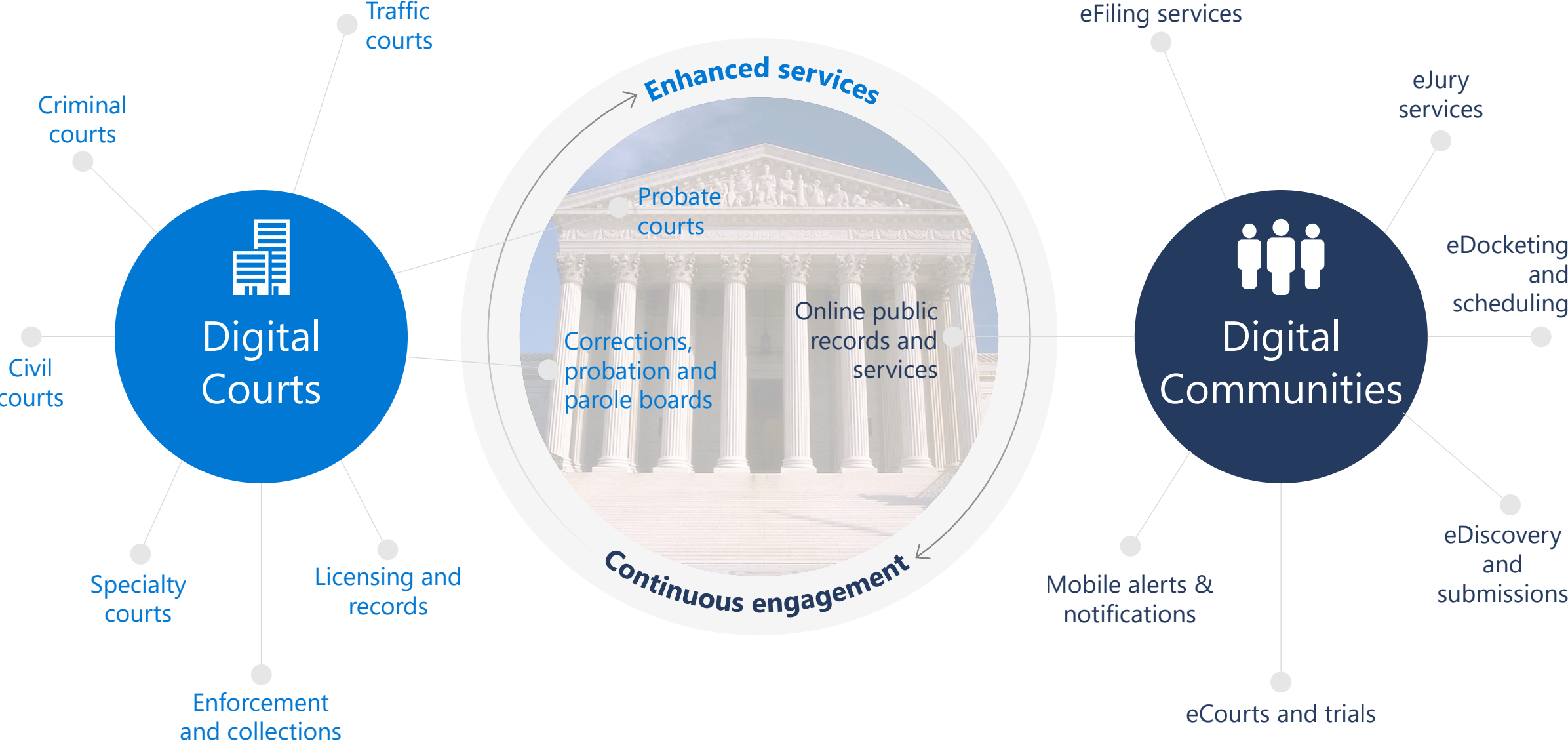
Integration of previously siloed operations enhances efficiency



Connecting courts and services

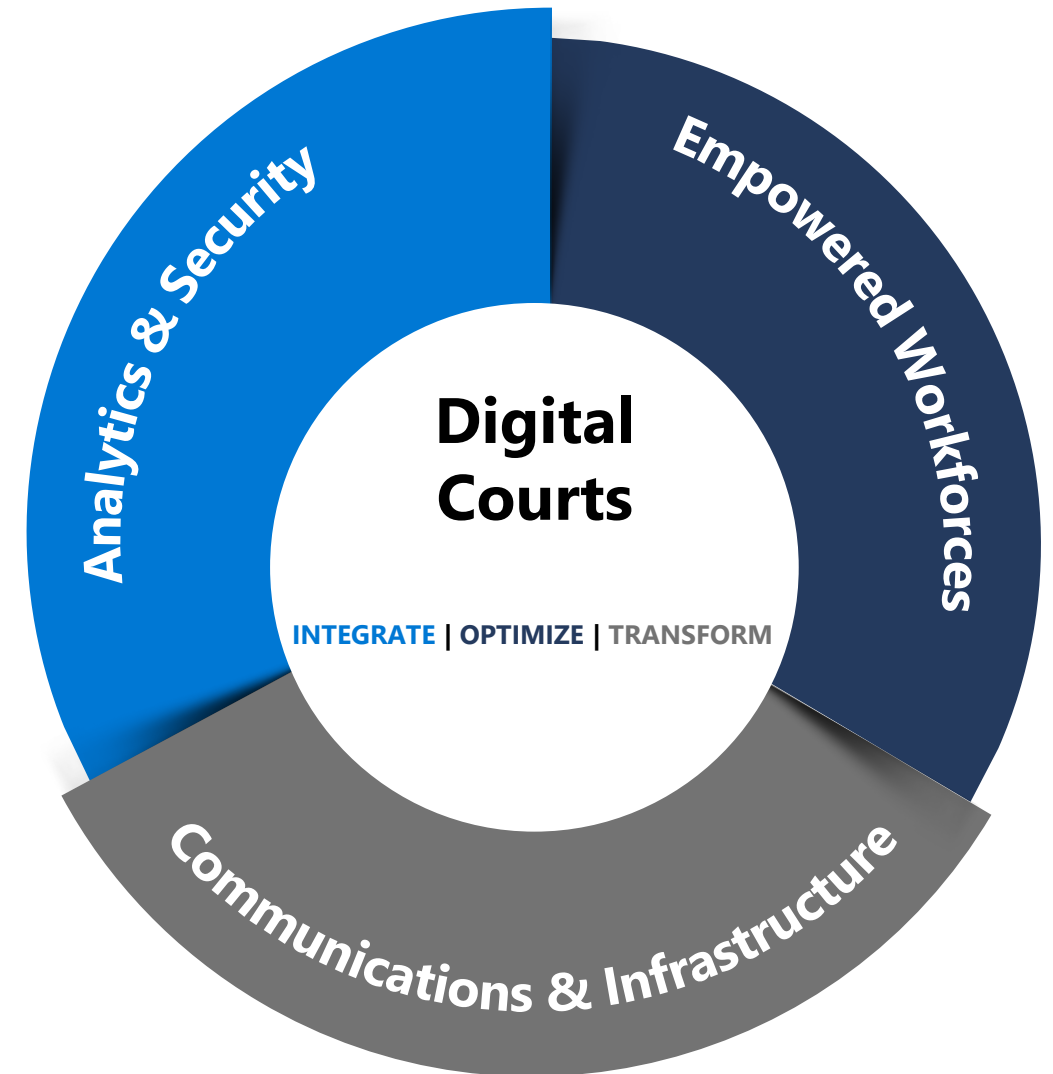


Connecting courts and services



Integrated solutions


- ➔ Integrate and align resources for enhanced insight and security
- ➔ Optimize processes that empower workers and boost productivity
- ➔ Transform systems to increase efficiency, transparency, and trust



Digital transformation

What if technology could help you...

- Access and review all case filings and motions, anywhere, anytime on a single device?
.....
- Hear testimony from multiple witnesses in multiple locations without any delay?
.....
- Conduct remote jury video examinations of properties and crime scenes by video?
.....
- Expedite coordination of complex litigation and multi-jurisdictional actions?
.....
- Notify and alert parties to conferences rulings using mobile devices.



Enhance analytics and security



Secure inter-agency,
inter-jurisdictional
access to data



Review and
validation of diverse
records and statistics



Delivery of
sensemaking,
role-relevant data
and insight



Integrated and aligned resources that enhance insight and security

Enable empowered workforces



Streamlined ecosystem
data sharing and
coordination



Efficient tools that
speed time-to-hearing
and disposition



Anytime,
anywhere access
to calendars, case
files, and evidence



Optimized processes that empower workers and boost productivity

Align communications and infrastructure



Integrated dockets, records, and evidence



Digitalized delivery across channels and devices



Greater reach with video and web for testimony, hearings, etc.



Transformation that increases efficiency, transparency, and trust

Why Microsoft Services for Business Applications

We empower organizations to put innovation into practice using our global reach and ecosystem to deliver strategic business outcomes, maximize the value of cloud technology, and drive success through continual support



Expertise

We ensure successful outcomes of Dynamics 365 projects by leveraging unrivaled expertise, IP, and proven Sure Step delivery methodology, combined with Microsoft support.



Ingenuity

We push product boundaries, partnering across engineering groups, ISVs, and SIs to create innovative, customer focused solutions.



Empowerment

We partner closely with business and technical teams to ensure solution capabilities meet desired outcomes, while transferring expertise and knowledge throughout the project lifecycle.



“Our mission is to empower every person and every organization on the planet to achieve more.”

Satya Nadella
CEO, Microsoft



