



Transition to Cloud Workshop

Workshop Pitch



Transition to Cloud Workshop

Two-day engagement to envision [agile work scenarios](#) and how to enable employees to be [more productive and secure](#) with Microsoft 365. This workshop serves as an [introduction to Microsoft 365](#) to give visibility into business value and cost savings and help define clear next steps to get started.



Assess

Define scope, identify stakeholders, and gather information on current environment and workloads to be enabled or optimized.



Art of the Possible

Overview of Microsoft 365 scenarios and value. Customer immersion experience of prioritized scenarios.




Build the Plan


Determine requirements to deploy prioritized scenarios. Develop deployment and adoption plan, including stakeholders and timelines.

Modules discussed during the workshop:


Core

 **Assess**

- Pre-Engagement Kick-Off
- Transition to Cloud Workshop Overview

 **Art of the Possible**

- Art of the Possible Kick-Off
- Hybrid Work
- Secure Journey to Cloud with Microsoft 365
- Transition to Cloud Cost Savings and Business Value
- Azure AD Business Value
- Start your journey with Zero Trust

 **Build the Plan**

- Build the Plan Kick-Off
- Environmental Analysis
- Hybrid Identity Planning
- Activation and Enablement
- Teams Workload Analysis
- Adoption and Usage Scenarios
- Risks and Mitigations
- Reports and Recommendations

Adoption Kit - Multi-Factor Authentication | Self Service Password Reset | Microsoft Teams

Transition to Cloud Workshop

Empower your people to be productive and secure from anywhere

Teamwork and collaboration are fundamental to build resilience for your people, teams, and organization.

Workshop highlights



Evaluate your secure work from anywhere options and business implications



Goal is to envision and enable the scenarios that are relevant to you



Two-day workshop leaves you with a concrete deployment plan, timelines, and next actions

Learn how to empower people to be productive and secure as they adapt to new ways of working with Microsoft 365.

With this two-day workshop, we'll show you how you can use Microsoft technologies to:

- Provide meeting and collaboration experiences to connect teams remotely and onsite
- Secure your business with technology you can trust
- Consolidate to one cost-effective solution to simplify IT management and reduce your spend

Why you should attend

We'll discuss the most critical scenarios to enable secure work from anywhere available with Microsoft 365. We'll evaluate your options and leave you with a concrete deployment plan and next steps.

This two-day workshop is focused on identifying secure work from anywhere scenarios that align to your business needs, addressing the following:

- Microsoft Teams
- Foundational security for users, devices, apps, and data

Envision secure work from anywhere

Understand the customer objectives and envisioning your priority scenarios

Implementation planning

Develop a plan to implement Microsoft Teams and foundational security for users, devices, apps, and data

Activation and adoption planning

Define a plan including risks and mitigations for a successful deployment and adoption

Transition to Cloud Workshop

Two-day engagement to envision **agile work scenarios** and how to enable people to be **productive and secure from anywhere** with Microsoft 365

Getting started with Microsoft 365

1

Envision secure work from anywhere

Understand the customer objectives and help envision the priority scenarios

2

Implementation planning

Develop a plan for implementation including Identity, Teams and foundational security for users, devices, apps, and data

3

Activation and adoption planning

Define a plan including risks and mitigations for a successful deployment and adoption

Follow-on workshops



Modern Work

Hybrid meetings

Modernize communications

Teams apps and solutions



Security and compliance

Securing identities

Endpoint management

Discover sensitive data

Manage and investigate risk

Threat protection



Thank you.

