

novacura

KEY “MUST-KNOW” FACTS ABOUT



Date: 2024-12-05

AGENDA

FLOW CLASSIC VS CONNECT

**CENTRAL WEB-BASED ADMIN CONSOLE +
MULTI-ORGANIZATION**

USERS MANAGEMENT

**ENVIRONMENTS & CONECTORS
MANAGEMENT**

APP MANAGEMENT (PACKAGES)

DEVELOPMENT / DEBUG

APP DEPLOYMENT / ENVIRONMENTS

REDESIGNED USER INTERFACE

THE FUTURE...



novacura

FLOW CLASSIC

Flow 6 product line:

- Flow Server 6.15
- Flow Studio
- Flow Clients NG (Web, Mobile)
- Portal 2
- Integration Engine
- Connector Services



FLOW CONNECT

A successor to Flow 6 product line

- Cloud-native for application design and runtime (on-prem runtime will come with one of the future releases)
- Web-based Flow Hub - central administration console replacing Flow Studio
- Refreshed Flow Clients NG (Web, Mobile)
- Portal 2 / Integration Engine – available soon
- Connector Agents

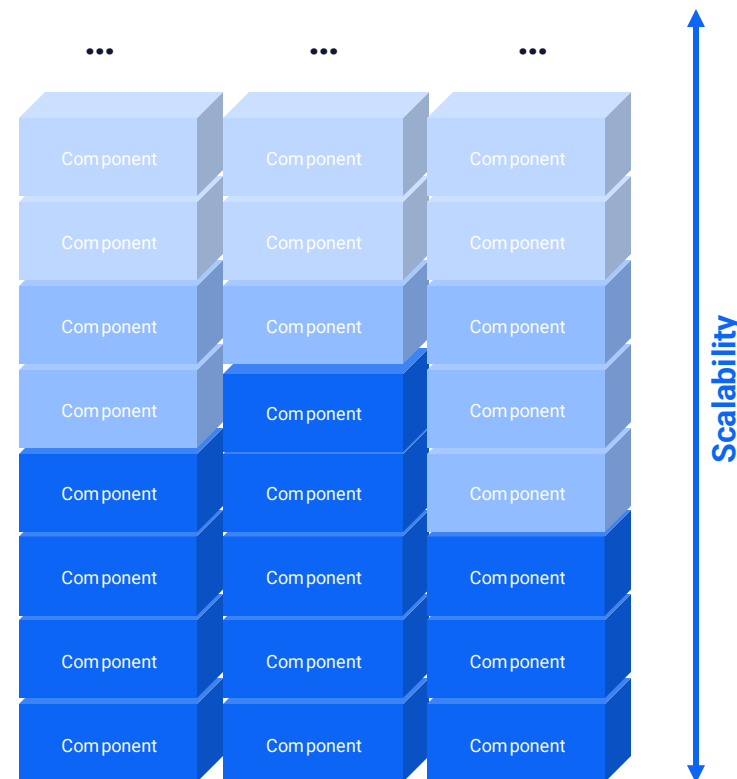


novacura

FLOW CONNECT - SCALABILITY

Get better performance whenever and wherever you need it!

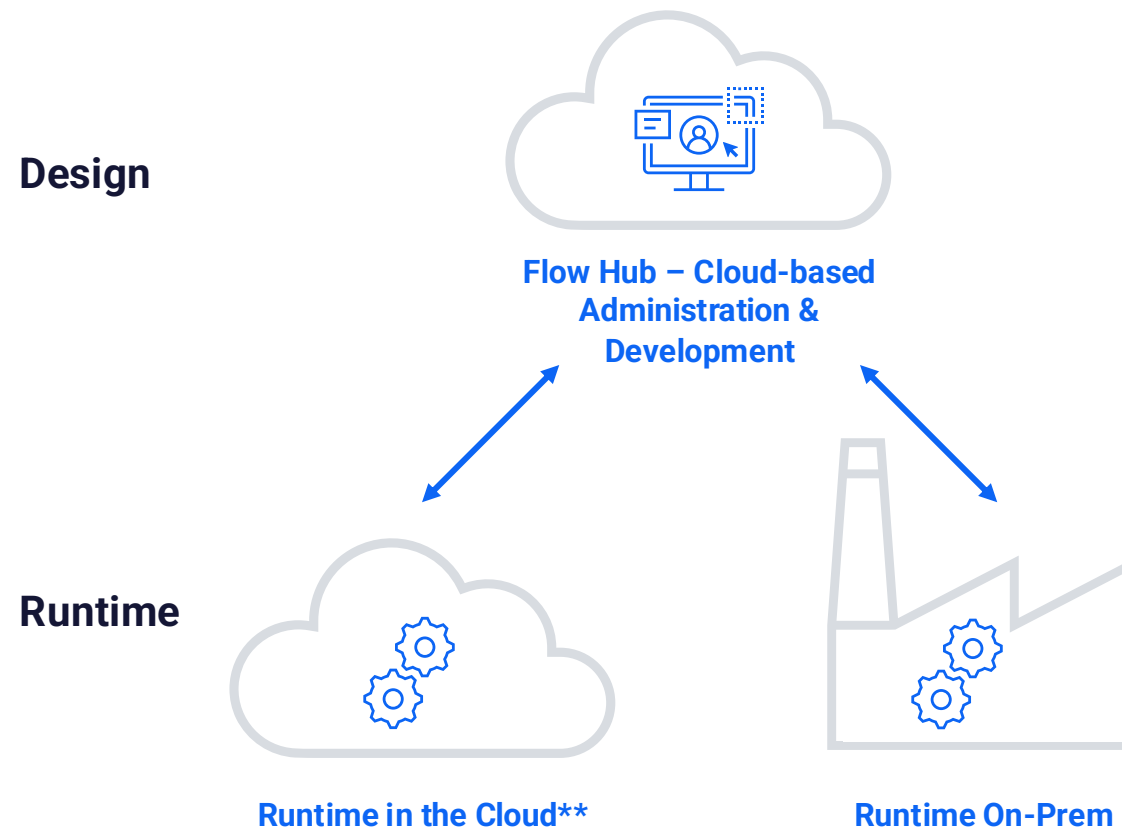
- Novacura Flow Connect has been developed based on a **fully new componentized architecture**.
- This architecture is divided into independent components, that can be **scaled up and down** and that can run in parallel.
- This architecture provides **much better overall performance** and helps customers avoid peak-performance issues.
- The cloud-based runtime environments also offers the ability to serve Flow Server from various data centers located around the Globe.



novacura

FLOW CONNECT - ARCHITECTURE

Design in the Cloud, Runtime wherever you want*



*) Runtime on-prem available in one of the next releases

***) Runtime in the Cloud (Azure) offers the ability to connect local systems via CaaS connectors

KEY FACTS ABOUT FLOW CONNECT

(KEY DIFFERENCES VERSUS FLOW CLASSIC)



FACT 1:

CENTRAL WEB-BASED ADMIN CONSOLE + MULTI- ORGANIZATION

In Novacura Flow Connect, a Flow Studio designer (thick client application introduced with Flow 6.X) is replaced by a fully new Web-based administration console ([Flow Hub](#)), that gives the Flow Administrator access to all apps, connectors, users and other administrative functions.

Novacura Flow Connect enables access and management of multiple organizations (companies) under one subscription agreement and under one account. As an administrator, you can view multiple companies, share data and easily switch between them.





Novacura RnD ^

Novacura FLIP

Novacura Labs

Novacura RnD

Analytics

Admin

Store

Learn

Simplify administration, streamline data access, and enhance multi-organization navigation.

...n, you can find them here!

ACTIVITY



Johanna Dohl created a new application 5 minutes ago



Travel Expenses

An application to end all applications.



Luke Mollin edited an application in [Test](#) 15 minutes ago



Stock Marketplace

Get stock market values and personal advices



Johanna Moller deployed an application to [Test](#) 20 minutes ago



Travel Request

A rich and comprehensive catalogue of travel requests

NEWS

Industry Guidebook

Mobile solutions for WMS based on Novacura Flow

Companies operating within an extended network of industrial installations are constantly exposed to the malfunction of the

[Read more](#)

FORUM LINKS

[Welcome](#)

[Flow Product](#)

[Connectors](#)

[Rest](#)

[Re](#)

[Auto logoff](#)

[Portable printer](#)

[Export users](#)

[Favourites](#)

[Us](#)

FLOW 365 ROADMAP

87

In Development



56

Rolling Out



112

Launched



CONTACT SUPPORT

We are in Jira Service management, our new support platform; all employees can access the JSM customer portal

[Contact Us](#)



PP

Paul Phillips

novacura

FACT 2

USER MANAGEMENT

Novacura Flow Connect widely expands the ability to control user privileges.

Instead of one administrator role existing in Flow Classic, allowing power-users to build and deploy applications, configure integration, define roles and users, in Flow Connect, each each of these separate abilities can be assigned separately. Thanks to that, you can create a developer user, who can create apps, but not change users' privileges. The same way, you can have an admin, who manages the end users, but is not entitled to build and deploy apps.

Flow Connect also improves the process of creating new user accounts and inviting them to use Novacura Flow.



Groups

+ Create Group

Total groups: 9

Admin Groups

App Creators

2 users

Application Administrators

No users

User Administrators

No users

End User Groups

Mobile Work Order

8 users

Testers

3 users

Create - Admin Groups

Basic Information

Team Icon and name

Description (optional)

0 / 300

Users Applications

+ Add user

No users in this group

System permissions

Create Application Packages

The user is allowed to create new applications

Edit all Application Packages

The user is allowed to edit all application packages in the organization

Edit Organization Metadata

The user is allowed to edit metadata for the organization

Manage User and Groups

The user is allowed to create and edit users and groups, including assigning organization-level permissions to groups.

Manage Connectors

The user is allowed to create, edit and delete connectors

Manage Environments

The user is allowed to create, edit and delete environments









Cancel

Save

- Home
- Apps
- Users**
- Users List
- Groups
- Connectors
- Analytics
- Admin
- Store
- Learn

Users + Invite User

Total Users: 8

Name	Email	Status	
 Andreas Berggren			...
 Fabian Lidman			...
 Joel Aoudi			...
 Lloyd Briggs			...
 Paul Phillips			...
 Pending user			...
 William Eriksson			...
 Zoltan Bedo	zoltan.bedo@novacura.com	Active	...

Invite new users ✕

Email:

greg.warner@novacura.com

Add them to Groups (Optional)

👤
Send Invitation



ENVIRONMENTS & CONNECTOR MANAGEMENT

Novacura Flow Connect allows the administrator to create and manage multiple environments under one organization (dev, prod, test etc.).

This approach makes sharing data between these separate environments way easier than in Flow Classic – an administrator can share users, or move applications (versions) from one environment to another.

One of the most interesting consequences is the simplified approach to configure connectors for all environments. In Flow Connect, particular instance of the connector is configured centrally, and only specific connection data (server IP, login etc.) is configured separately, per each environment.



Welcome, **Andreas Berggren**

LATEST APPS




New Work



Create/Update...



Analyze Receipt



Work Order



Project Activity

ACTIVITY



Johanna Dohl created a new application 5 minutes ago



Travel Expenses

An application to end all applications.



Luke Mollin edited an application in **Test** 15 minutes ago



Stock Marketplace

Get stock market values and personal advices



Johanna Moller deployed an application to **Test** 20 minutes ago



Travel Request

A rich and comprehensive catalogue of travel requests

NEWS

Industry Guidebook

Mobile solutions for WMS based on Novacura Flow

Companies operating within an extended network of industrial installations are constantly exposed to the ma

[Read more](#)

FORUM LINKS

Welcome

Flow Product

Connectors

Rest

Auto logoff

Portable printer

Export users

Favourites

FLOW 365 ROADMAP

87 In Development ● ● ●

56 Rolling Out ● ● ●

112 Launched ● ● ●

CONTACT SUPPORT

We are in Jira Service management, our new support platform; all employees can access the JSM customer porta

Contact Us

FACT 4

APPLICATION MANAGEMENT (PACKAGES)

Novacura Flow Connect reorganizes the way Flow applications are served to the end users. Novacura Flow is known from its simplicity. The Flow applications are usually simple, doing one particular thing. As a consequence, real solution could consist of hundreds of apps, what is sometimes a bit overwhelming for the end users.

Novacura Flow Connect groups all apps into Packages. An Application developers decides which apps should belong to particular packages (offering similar / complementary functionality). All apps are served to the end users within these packages. To access an app, the user must first open the right package.

A Package is also used for managing privileges – access is granted to the entire package, not to a particular app. This helps make it more consistent.



Packages

+ Create Package

Home

Apps

Users ▾

Connectors

Analytics

Admin ▾

Store

Learn



Adam's package



Android Components



Expenses



Greenhouse



Mobile Work Order



Service Management



Shop Floor Reporting



Stock counting



Time Reporting



Travel and Expense



Warehouse



Work Orders

Packages

AB

Andreas Berggren


FACT 5

APP DEVELOPMENT & DEBUGGING


Novacura Flow Connect offers fully-new web-based administrative console to manage all the apps for the Flow Developers. However, the development of an app is done in a very similar visual way to how it was done in Flow Classic; web-console invokes dedicated thick-client module that is now simplified and only used to edit apps. A developer can open and edit multiple apps in many windows at the same time.


Flow Connect also revolutionizes the debugging of the apps. Debugging of the application now uses a web-client engine to present real application behavior. It is available without compromising all the necessary features – a developer can run app in a step-by-step mode and view all the variables.


The developer can now test his apps without committing changes to the repository – a currently edited version of the application can be tested and debugged!





- Home
- Apps**
- Users ▾
- Connectors
- Analytics
- Admin ▾
- Store
- Learn

 Approve Expenses

 Confirm Expenses


 Create Expense


 Review Expenses


 New App


Components





 Analyze Receipt

 Create/Update Documents

 Get Start and End Dates

 Get User Defaults

 Project Activity

 Remove Document

FACT 6

DEPLOYMENT ACROSS MULTIPLE ENVIRONMENTS

Novacura Flow Connect allows you to centrally manage all the Flow runtime environments you need (Dev, Test, Prod, Training).


You can easily deploy particular app (or app package) in a selected version to a particular environment with just a few clicks.


You can also determine which applications in which versions are already deployed in particular environments; you can then compare, if the app currently being used in production is in the latest version.

You can also quickly withdraw an unstable version of an app from production and roll it back (or the entire package) to the last stable version.











- Home
- Apps**
- Users ▾
- Connectors
- Analytics
- Admin ▾
- Store
- Learn

 **My Tasks**
Work tasks assigned to me

 **New Work**
Report a problem

+ New App

- Components** 
- 
 -  **Assignments Component**
 -  **Create Debrief Report**
 -  **Create/Update Media Item**
 -  **Create/Update Media Item**
 -  **Debriefing Fragment**
 -  **DocMan**

FACT 7

REDESIGNED USER INTERFACE

Flow Connect offers a new way of grouping applications by introducing Application Packages.

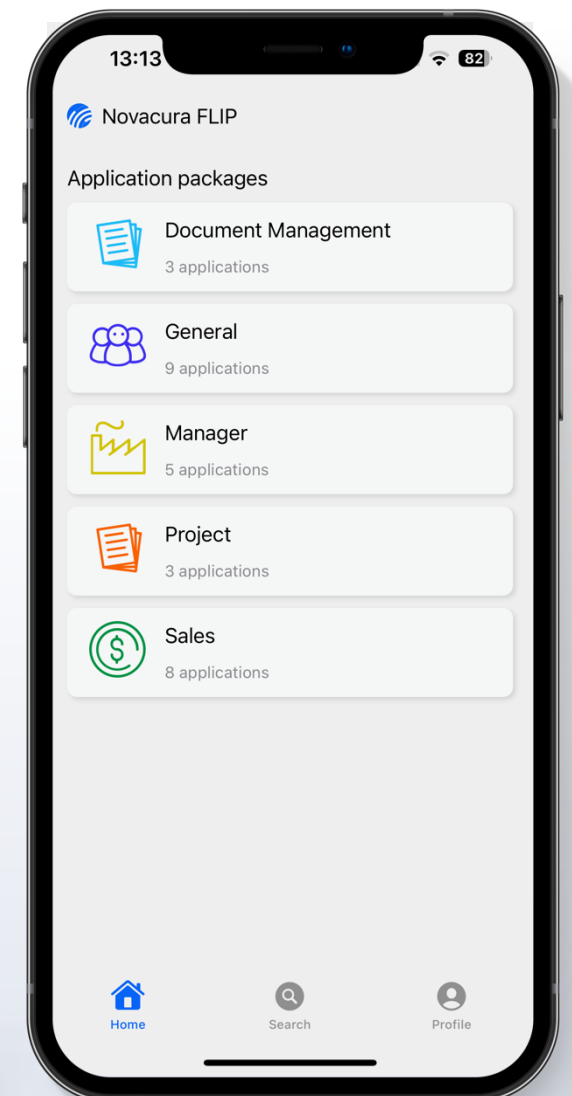
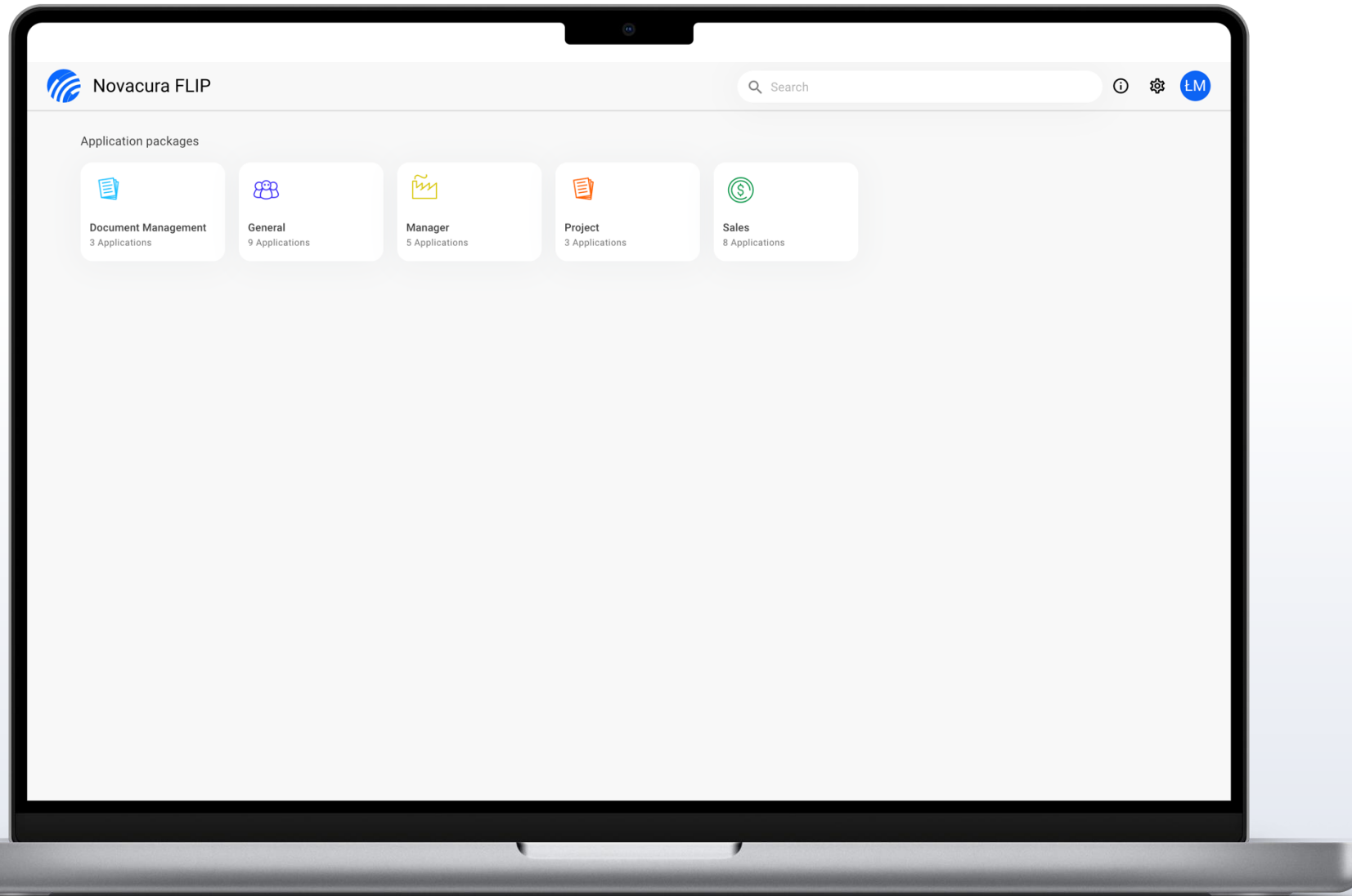
These packages are also used when presenting applications to the end-users in Flow Clients. This makes the entire application menu structure clearer and consistent.

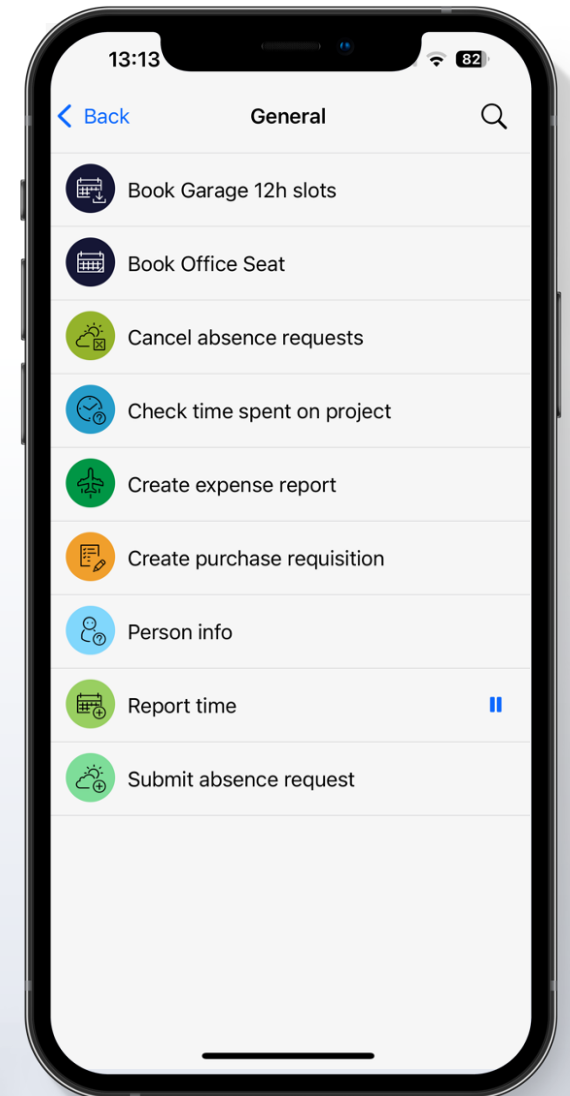
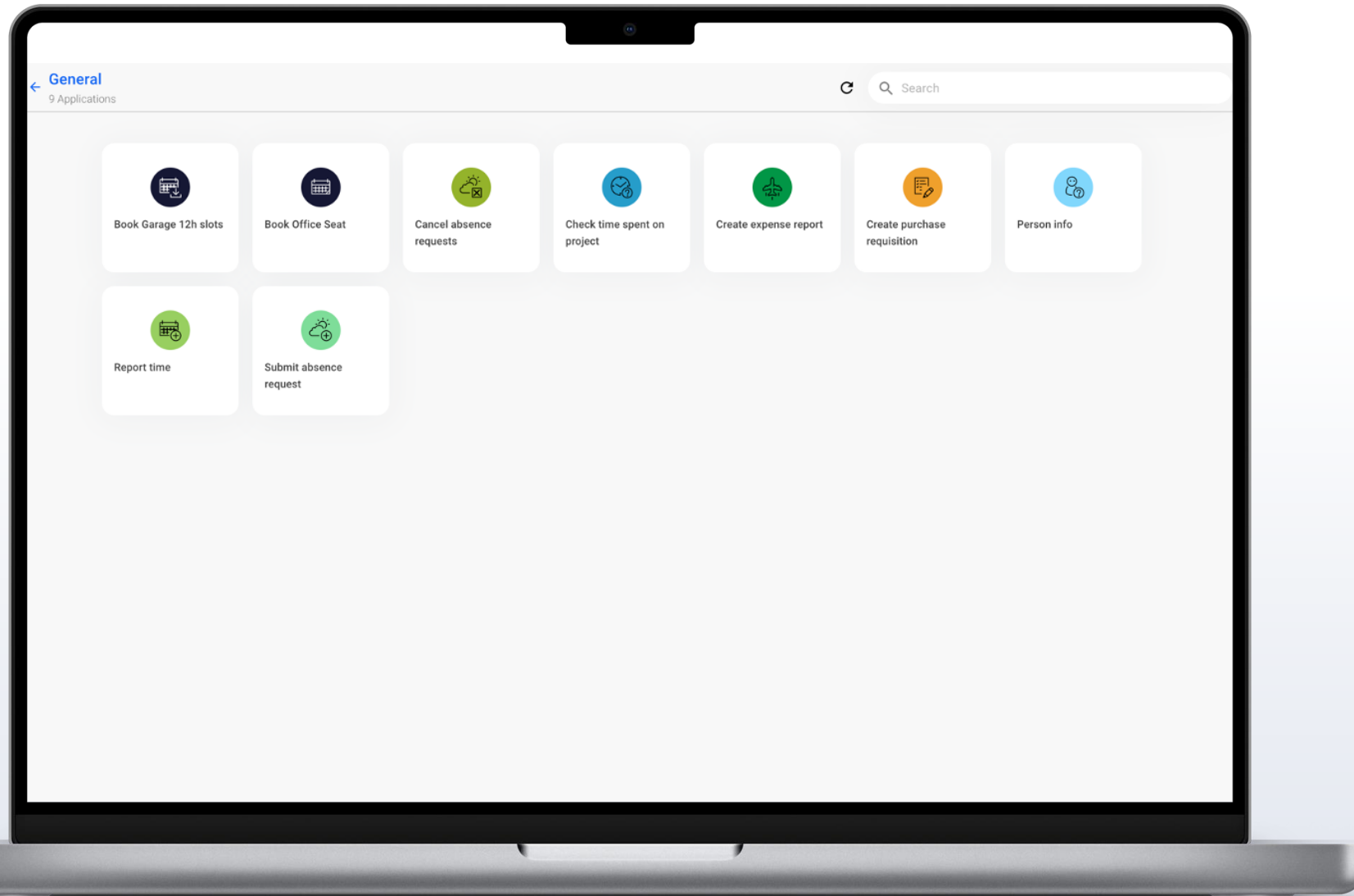
Users can also search for a favorite application.

In addition, Flow Connect allows the end users to pin their favorite apps to the home screen and build individual personalized menu.

Last but not least – Flow Connect UI has been refreshed graphically and looks more modern and simpler for the end users.







- Select Activity 🔍 📄
- 00 Application Support Services/ Application Support Fees
 100044803
 - 00 Cloud Operation Fees/Cloud Operations Fees
 100044816
 - 00 Flow Software Maintenance/Flow Maintenance Fees
 100044814
 - 10 Flow Subscription/Flow Software
 100044823
 - 10 Customer Success Work/Customer Success Work
 100044804
 - 10 Infrastructure Flow Services Base/ Infrastructure Hosting Fees
 100044818
 - 10 Flow Maintenance Work/Flow Maintenance Work
 100044813
 - 10 Cloud Operation Work/Cloud Operations Work
 100044815
 - 10 Service Manager/Application Support Work
 100044800
 - 10 Nicelabel SMA/3rd Party Software

🗺 ℹ

Area
Gothenburg

Desk
M4

You
lukasz.majer@novacura.com

Check the seat you want to book (green) or unbook (red)

You can only book and unbook... 🔍 📅 ☰

<input type="radio"/> D...	Weekday	Booked by	Your boo
<input type="radio"/> 20...	Wednesday	lukasz.majer...	M4
<input type="radio"/> 20...	Thursday		
<input type="radio"/> 20...	Friday		
<input type="radio"/> 20...	Saturday		
<input type="radio"/> 20...	Sunday		
<input type="radio"/> 20...	Monday		
<input type="radio"/> 20...	Tuesday		
<input type="radio"/> 20...	Wednesday		

Organisation and position (2/8)

Select Organisation 📄

21850 >
PL Business Applications

Select Position 📄

Digital Content Manager >
1315

Select Employment Type

Permanent (Permanent employment) >

Request new positions in below link. The app must be restarted for the new positions to show up in the list.

📄 Service request >

Next

🗺

July 2024

	Mon	Tue	Wed	Thu	Fri	Sat	Sun
27	1	2	3	4	5	6	7
28	8	9	10	11	12	13	14
29	15	16	17	18	19	20	21
30	22	23	24	25	26	27	28
31	29	30	31				

Parking can be booked

10h in advance

- 2024-07-17 6-18 Spot:18 johan.melander@novacura.se
- 2024-07-17 6-18 Spot:27 petter.larsson@novacura.se
- 2024-07-17 18-6 Spot:18
- 2024-07-17 18-6 Spot:27

Quit **Book/un-book**

Favorites



Submit absence request



Report time



Invoicing Wizard PM



Authorize time



Cancel approved...



Manage absence...

Application packages



Document Management
3 Applications



General
9 Applications



Manager
5 Applications






Project
3 Applications



Sales
8 Applications

time

-  **Authorize time**
Manager ♥️ ⋮
-  **Check time spent on project**
General ⋮
-  **Report time**
General ♥️ ⋮



Language settings

Language

English



Application settings

Expand user step

The user step utilizes the full available screen width (if it contains a grid or a calendar)

CLEAR



Device settings

Sound on checkpoint



Sound on error



Grid settings

Rows per page

100



CLEAR

Scanner settings

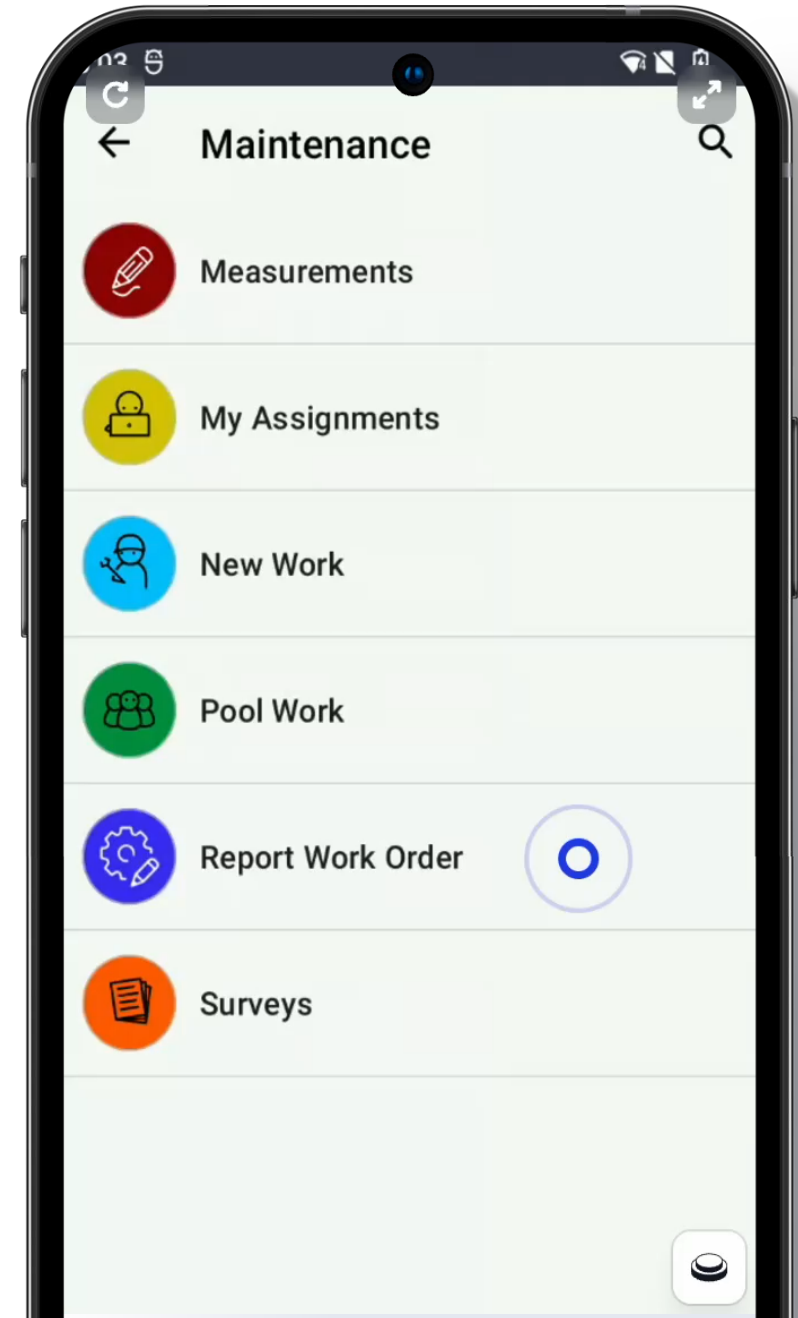
Barcode Scanner Type

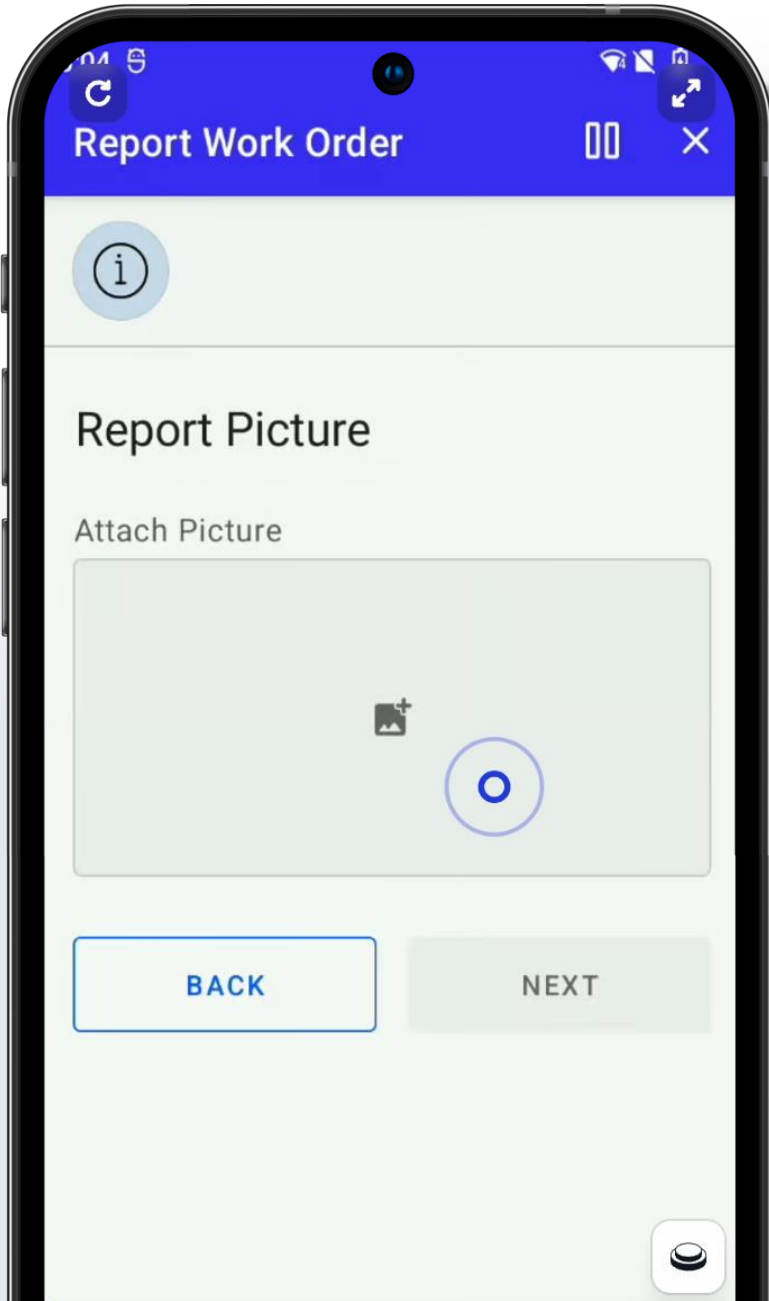
None



DEPENDENT FIELDS

- Flow Connect allows defining dependencies between drop-down lists.
- After a user selects the first value in the first drop-down list (Customer), the list of available Sites presented in the 2nd list is filtered down to the Sites available for a Customer.
- When the user selects the Site, a list of corresponding Assets is filtered to assets belonging to a particular Site for a particular Customer.



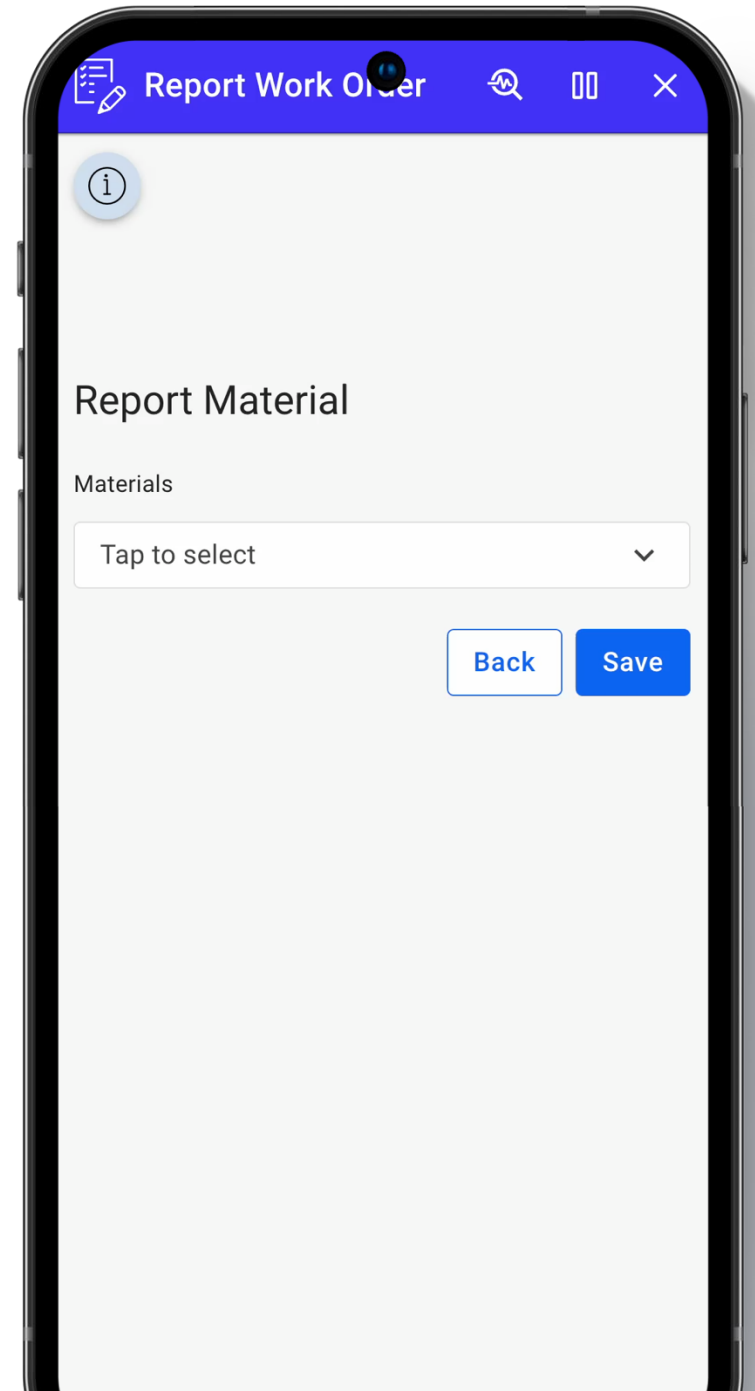


IMPROVED IMAGES PROCESSING

- Flow Client Connect allows users to easily zoom and crop images attached to Flow applications.
- They can add visual annotations, save them and share with other users.

LISTS WITH IMAGES

- Flow Client Connect allows developers to add images to all items presented on Lists.
- This feature is very useful in some business cases like presenting product catalogs for online purchasing or selecting the right type of a part that must be replaced during the service operation.



DARK MODE

Report Work Order

Select Equipment

Customers

Lambda Solutions
C022

Sites

741 Oak Dr., Plainsville
S001

Equipments

Tap to select

Exit Next

Report Work Order

Select Equipment

Customers

Lambda Solutions
C022

Sites

741 Oak Dr., Plainsville
S001

Equipments

Tap to select

Exit Next

FACT 8

REDESIGNED FLOW PORTAL CONNECT

Integrated with Flow Hub – Portal applications visible in Flow Hub in a similar way to Flow Client application packages.

Ability to easily **publish applications to different environments**.

New, much more modern and **graphical style**

Ability to set **Color themes**

A new way of shaping user interface – much more flexible positioning/resizing of portlets

New Portlets and more **look & feel** customization options

Improved way of designing applications – new **“floating” properties window** used to configure portlets allows developers to move the window out of the space used by the configured portlet (this replaces the “Right properties panel” known from Portal 2).

Fully new **clipboard** allowing developers to keep pre-configured portlets “on hand” and use them in other pages or to build groups of portlets.

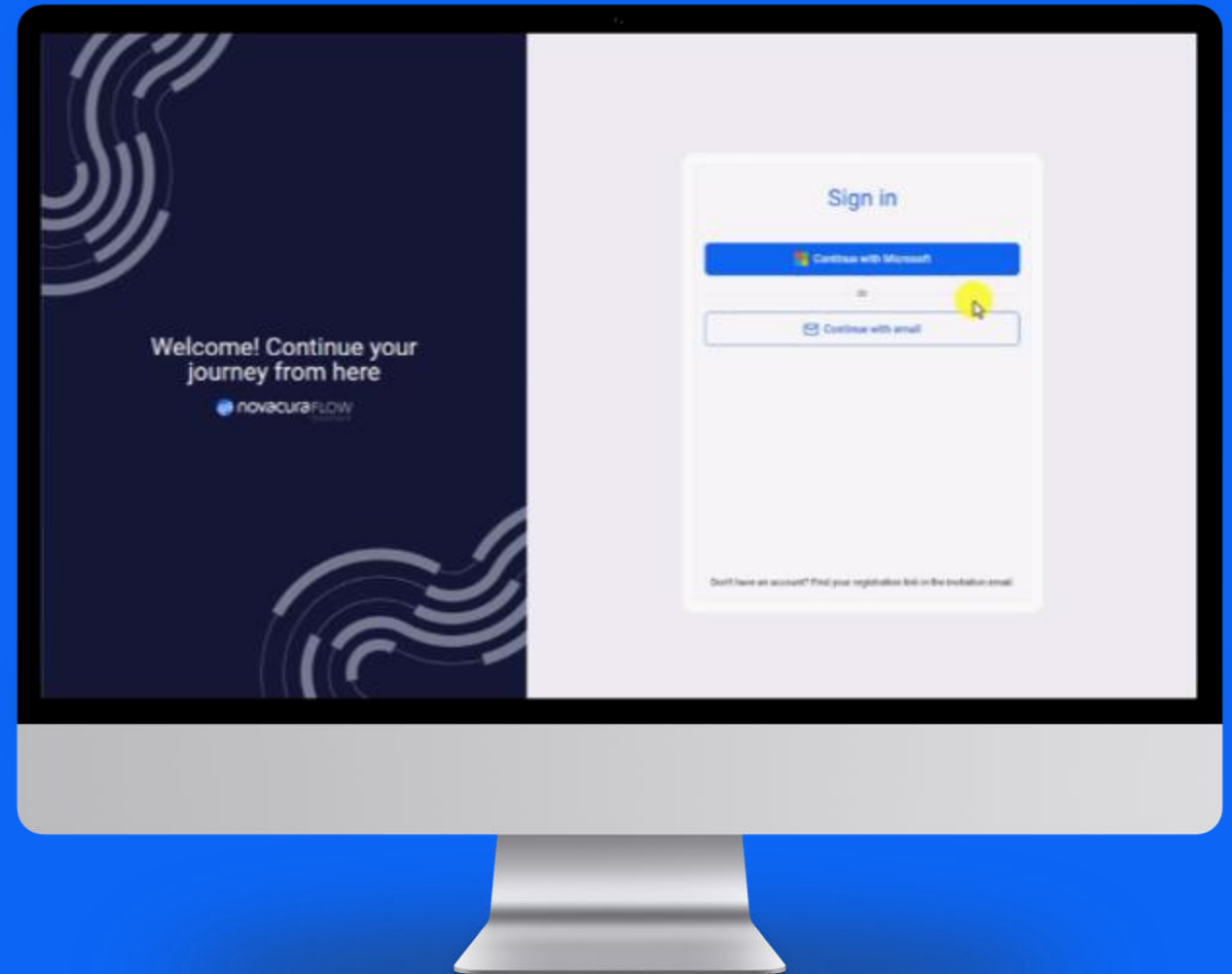


NOT ONLY MOBILE APPS: **FLOW PORTAL**

In parallel with the process-oriented applications, our package includes the Novacura Flow Portal

Portal is designed to build complex & interactive user interfaces

It can be used for management dashboards, KPI reports, supplier & customer portals and other advanced applications.



NOTE:

Both Novacura Flow Clients are available in parallel for both Flow product lines.

App Store Preview

Novacura AB

iPad & iPhone



Novacura Flow Connect
Business



Novacura Flow Classic
Business

novacura

FACT 7

**THIS IS JUST THE
BEGINNING...**
**THE FUTURE OF
NOVACURA FLOW
CONNECT**

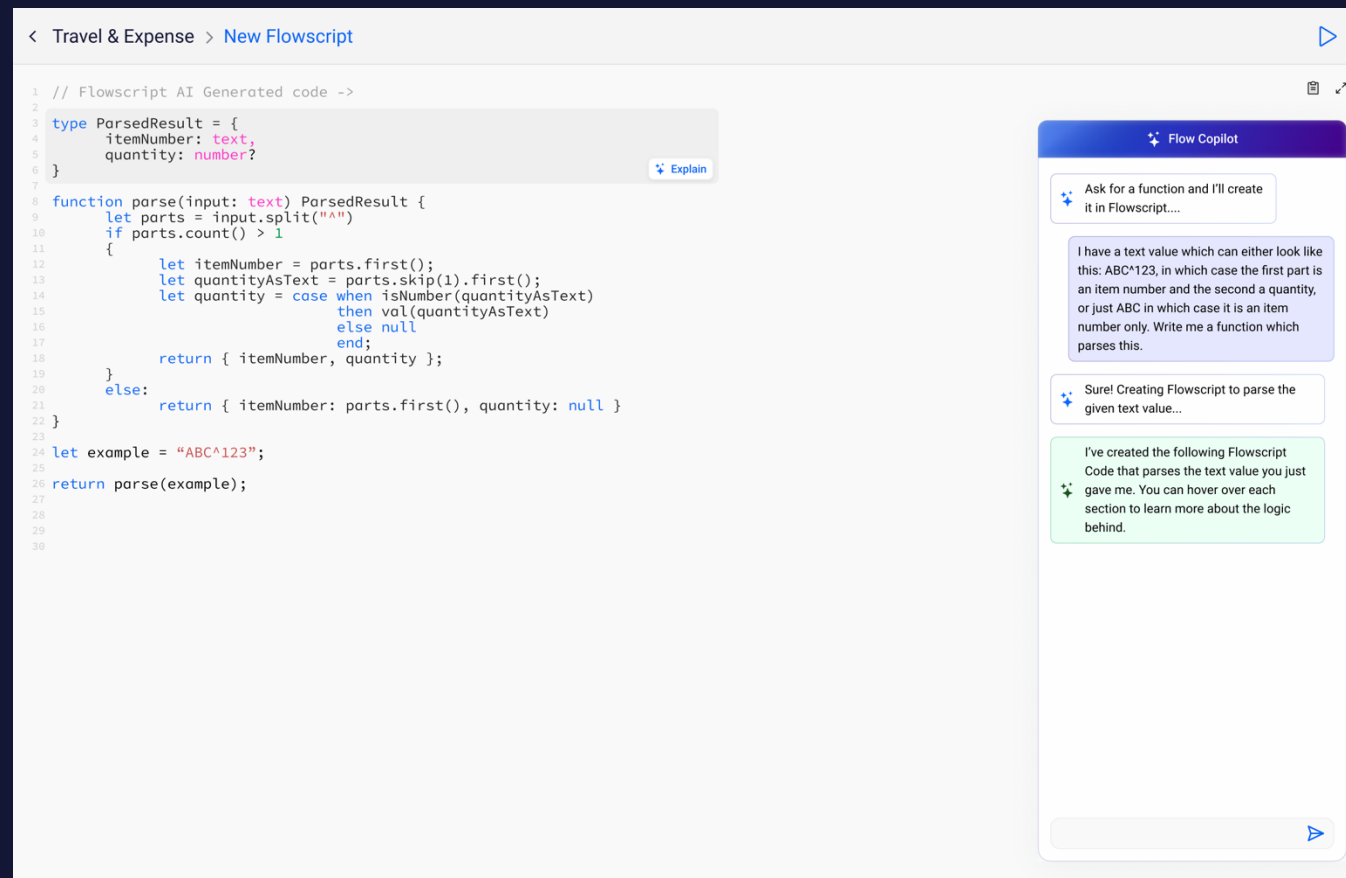
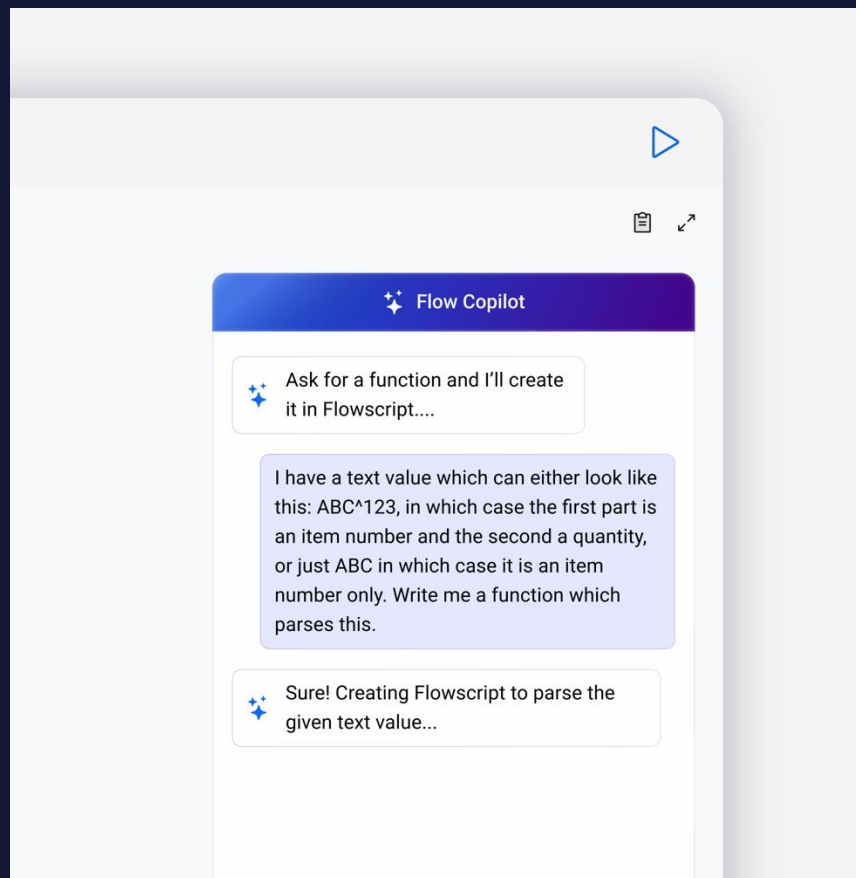


THE NEW ARCHITECTURE IS JUST THE FIRST STEP!

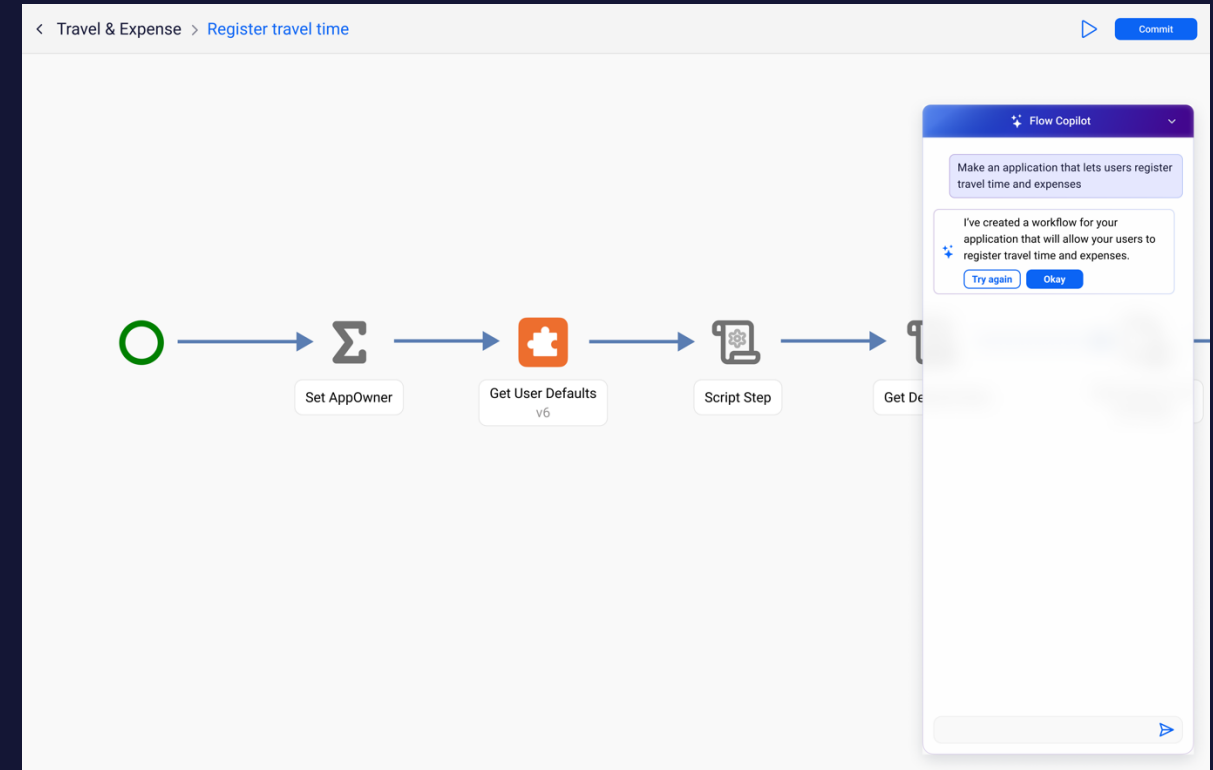
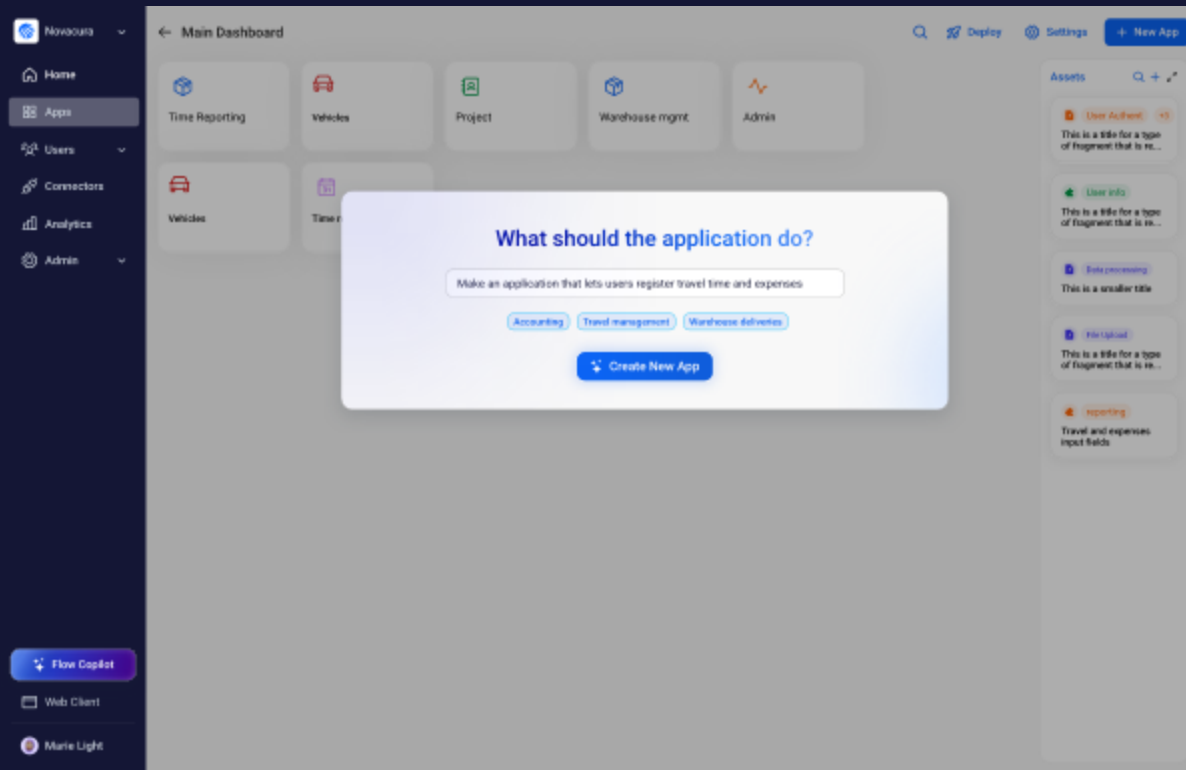
- Novacura Flow Connect has been a heavy investment for Novacura since 2020
- For the last 3 years of Flow Connect development, we have mostly invested in the internal architecture, using modern technologies, offering scalability, connectivity and great performance. We often compare it with replacing conventional Diesel car platform with a new Electric vehicle architecture.
- The features presented on the previous slides are just the beginning – the new architecture will enable us to bring more and more amazing features and capabilities in the close future!

novacura

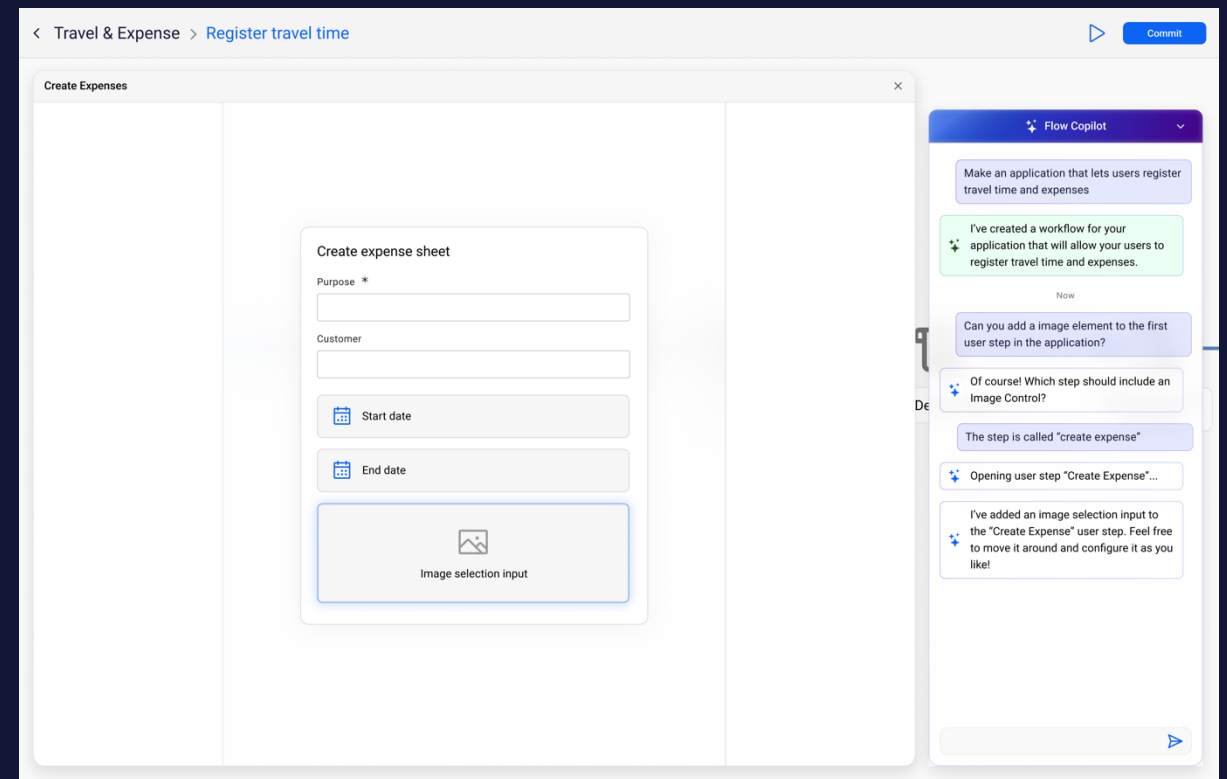
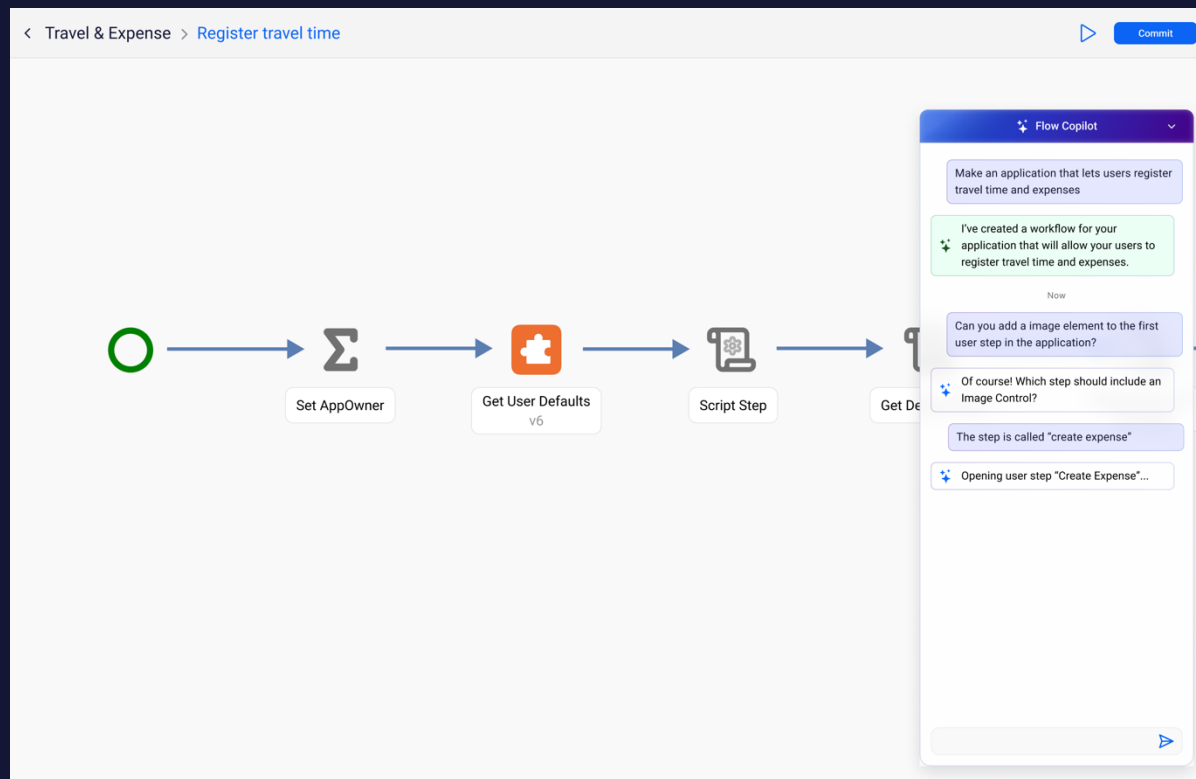
FLOWSCRIPT AI



- Ask **Flow Copilot** to write functions for you in Flowscript.
- Get help from Flow Copilot to understand better Flowscript.



- The power of AI at your fingertips, easy access from everywhere in Hub.
- Get the draft for your application by simply writing the type of app you would like to create.



- The power of AI at your fingertips, easy access from everywhere in Hub and Designer.
- Add new UI elements to a User Step by simply asking.

MARKETPLACE INTEGRATION

Novacura (dropdown)

- Home
- Apps
- Users (dropdown)
- Connectors
- Analytics
- Admin (dropdown)
- Marketplace**
- Web Client
- Marie Light

Novacura Flow Marketplace

Categories

- ✓ All
- Analytics
- Sales
- Tips & tricks
- Technical
- Customer service
- Leadership
- Finance
- Design
- Administration
- Compliance
- Development
- Health
- Insurance

Types

- ✓ All
- App Package
- Applications
- Component
- Flowscript Modules

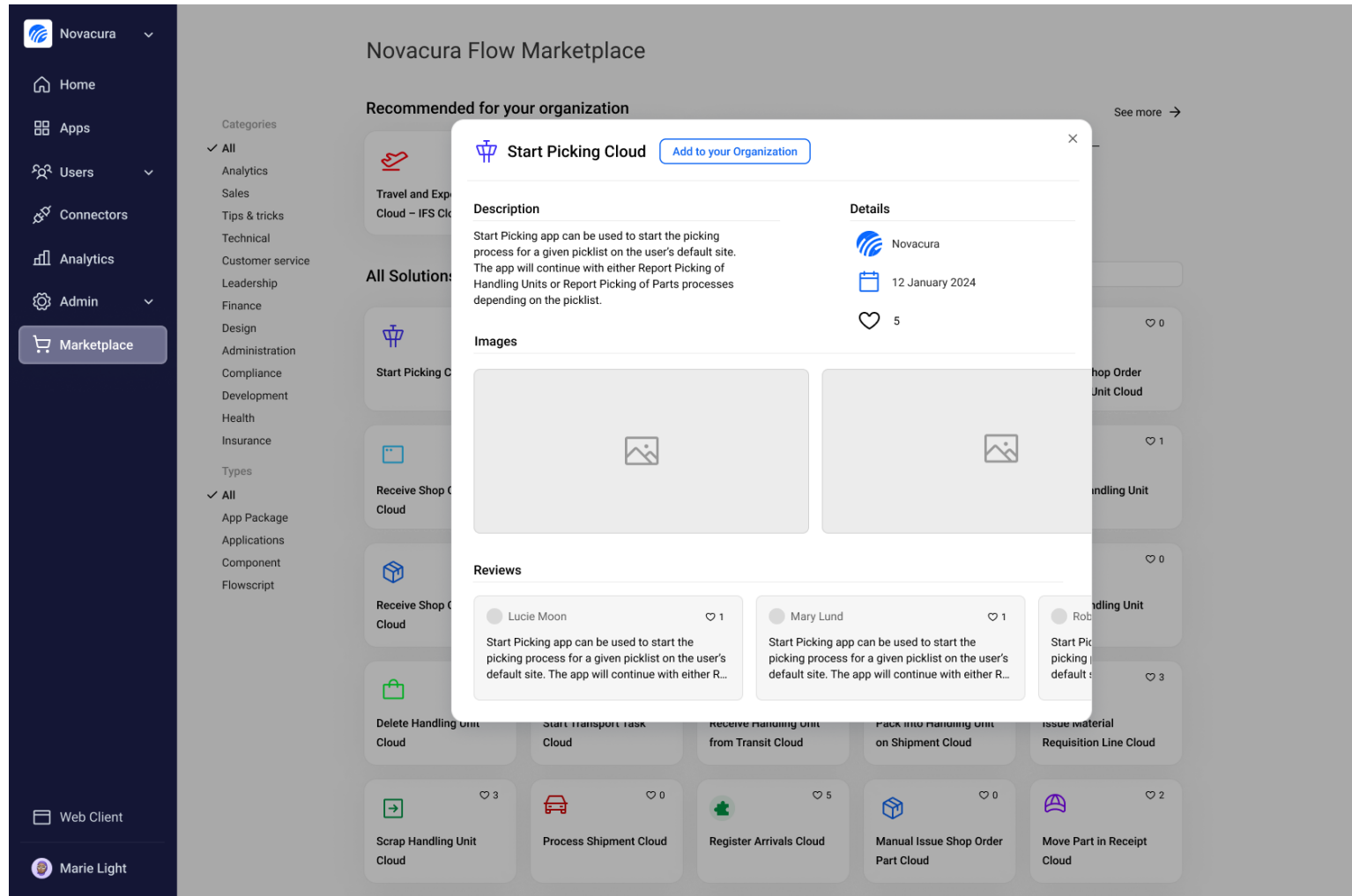
Recommended for your organization See more →

- Travel and Expense Cloud – IFS Cloud (23 likes)
- Receive Purchase Order – Infor M3 CloudSuite (45 likes)
- Shop Floor Reporting – IFS Cloud (3 likes)

All Solutions

- Start Picking Cloud (5 likes)
- Start Warehouse Task Cloud (5 likes)
- Mobile Work Order – IFS Cloud (1 like)
- Manual Issue Shop Order Handling Unit Cloud (3 likes)
- Receive Shop Order Handling Unit Cloud (0 likes)
- Receive Shop Order Cloud (0 likes)
- Report Picking of Handling Unit Shop Order (2 likes)
- Change Parent Handling Unit Cloud (4 likes)
- Receive Purchase Order – Infor M3 CloudSuite (2 likes)
- Modify Handling Unit Cloud (1 like)
- Receive Shop Order Cloud (1 like)
- Attach Receipt to Handling Unit Cloud (2 likes)
- Receive Shop Order Cloud (2 likes)
- Park Warehouse Task Cloud (0 likes)
- Count Handling Unit Cloud (0 likes)
- Delete Handling Unit Cloud (2 likes)
- Start Transport Task Cloud (0 likes)
- Receive Handling Unit from Transit Cloud (4 likes)
- Pack Into Handling Unit on Shipment Cloud (1 like)
- Issue Material Requisition Line Cloud (3 likes)
- Scrap Handling Unit Cloud (3 likes)
- Process Shipment Cloud (0 likes)
- Register Arrivals Cloud (5 likes)
- Manual Issue Shop Order Part Cloud (0 likes)
- Move Part in Receipt Cloud (2 likes)

MARKETPLACE INTEGRATION

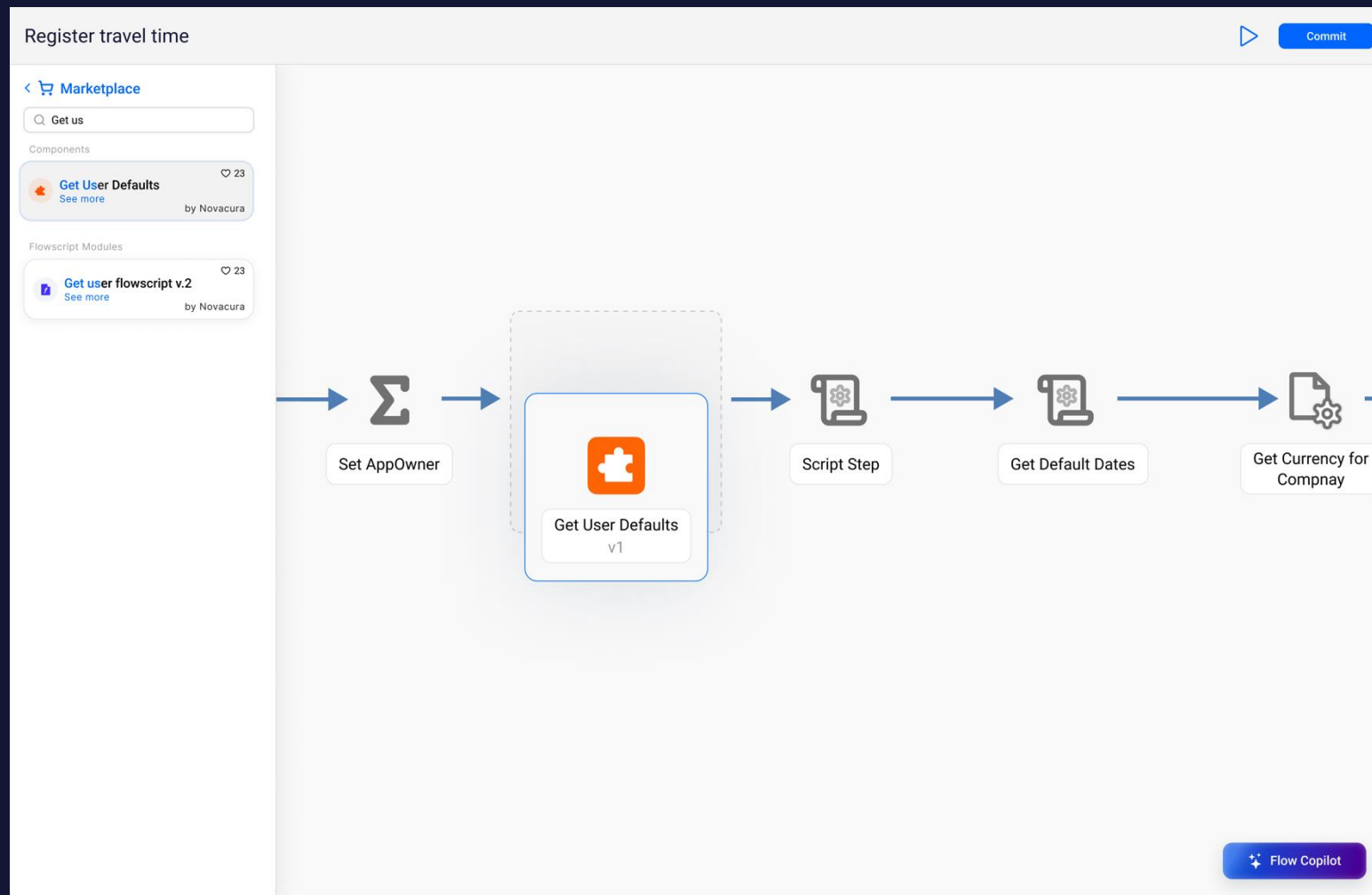


39

Get a detailed view of each Application, Package or Asset before you add it to your library.

novacura

MARKETPLACE INTEGRATION

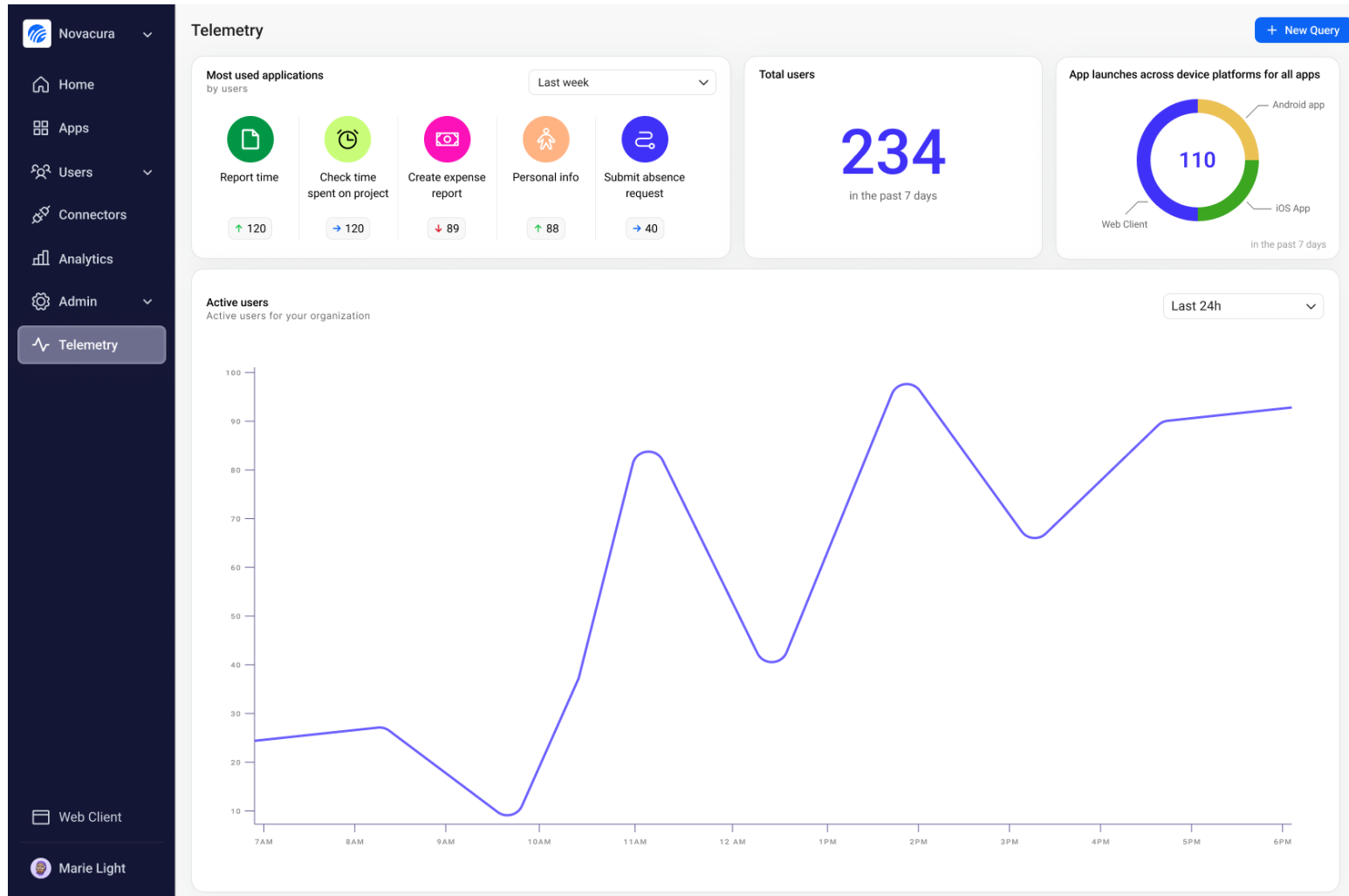


Access the marketplace directly from the Flow Designer:

Need a specific flowscript or component? Just search for it in the Marketplace library and add it to your app flow.

novacura

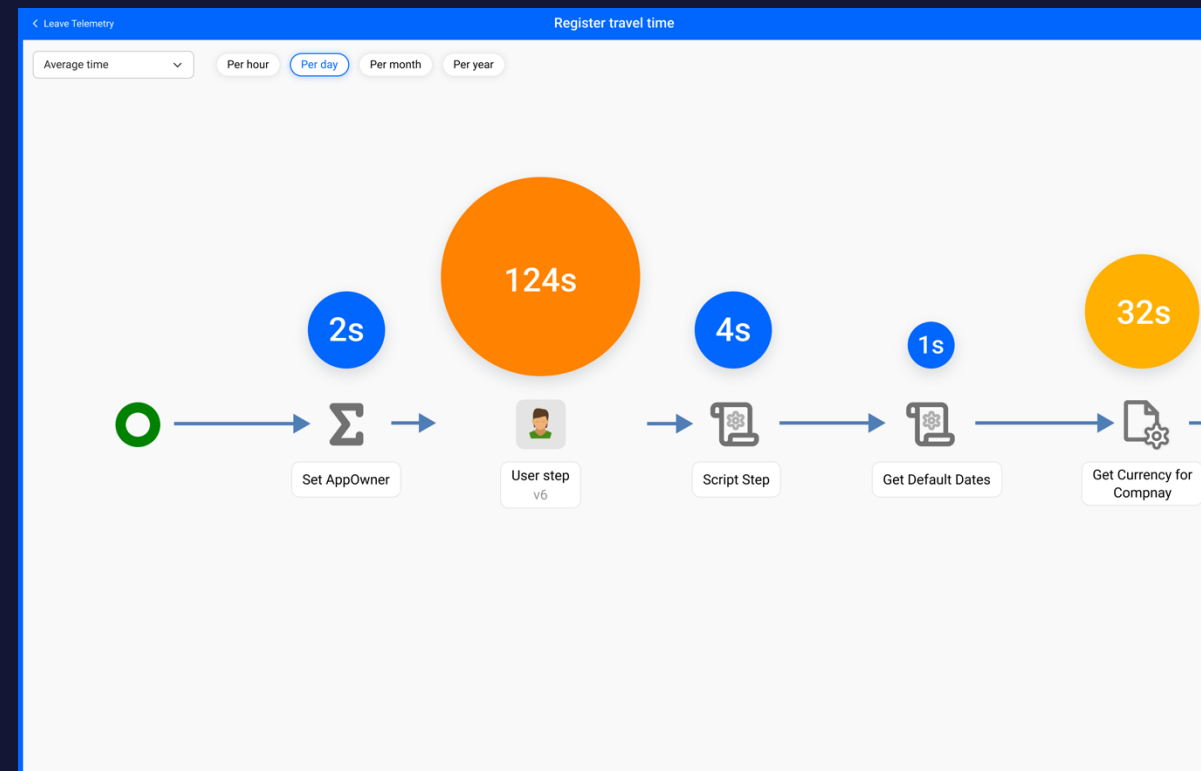
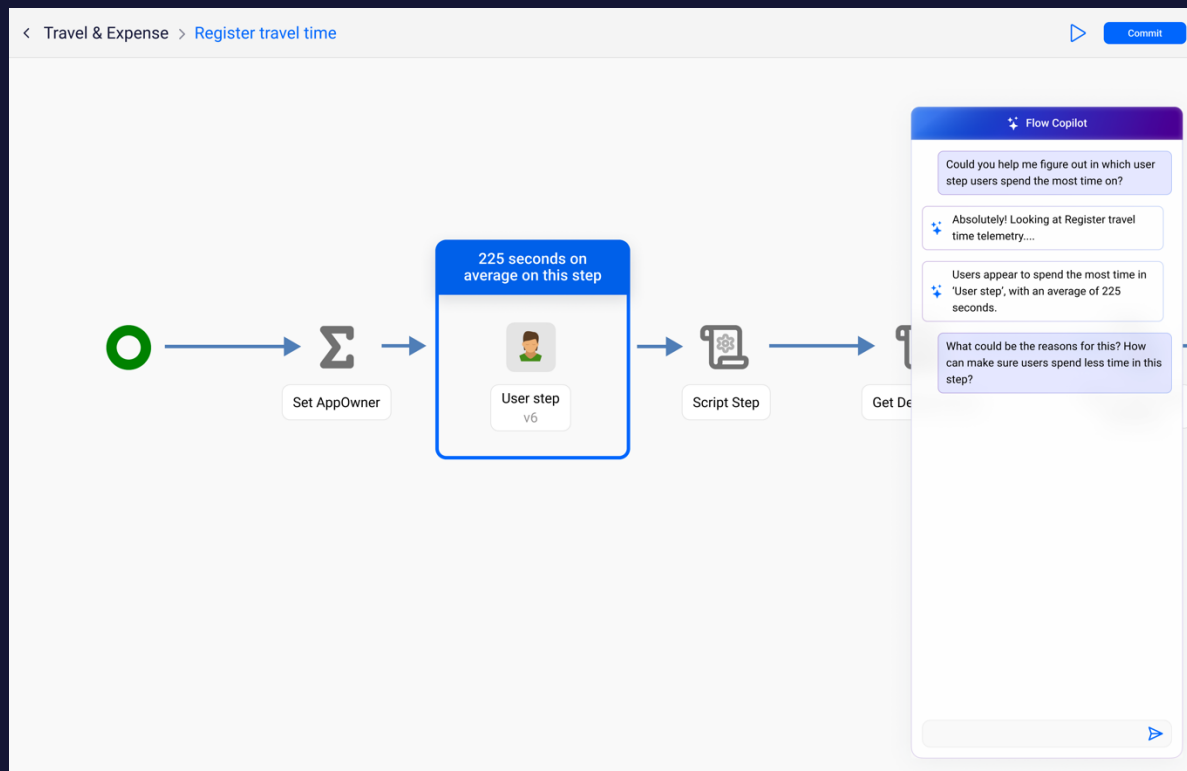
TELEMETRY



- Get the latest data for your organization in an easy to consume dashboard.
- Personalised what your dashboard shows.

novacura

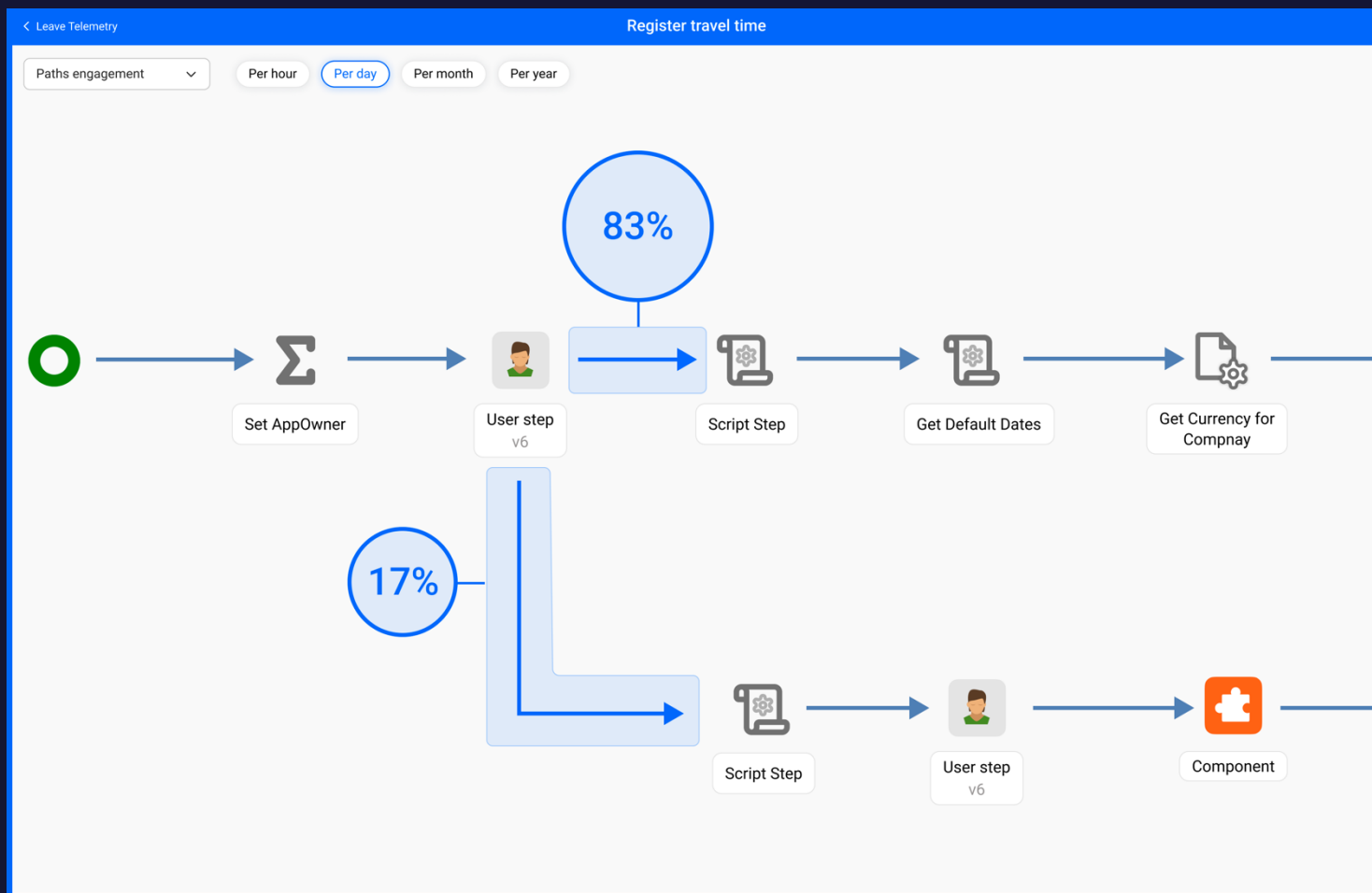
TELEMETRY



- Ask Flow Copilot or dive into usage data of your application from the Designer.

novacura

TELEMETRY



- Find out which path your users take most often

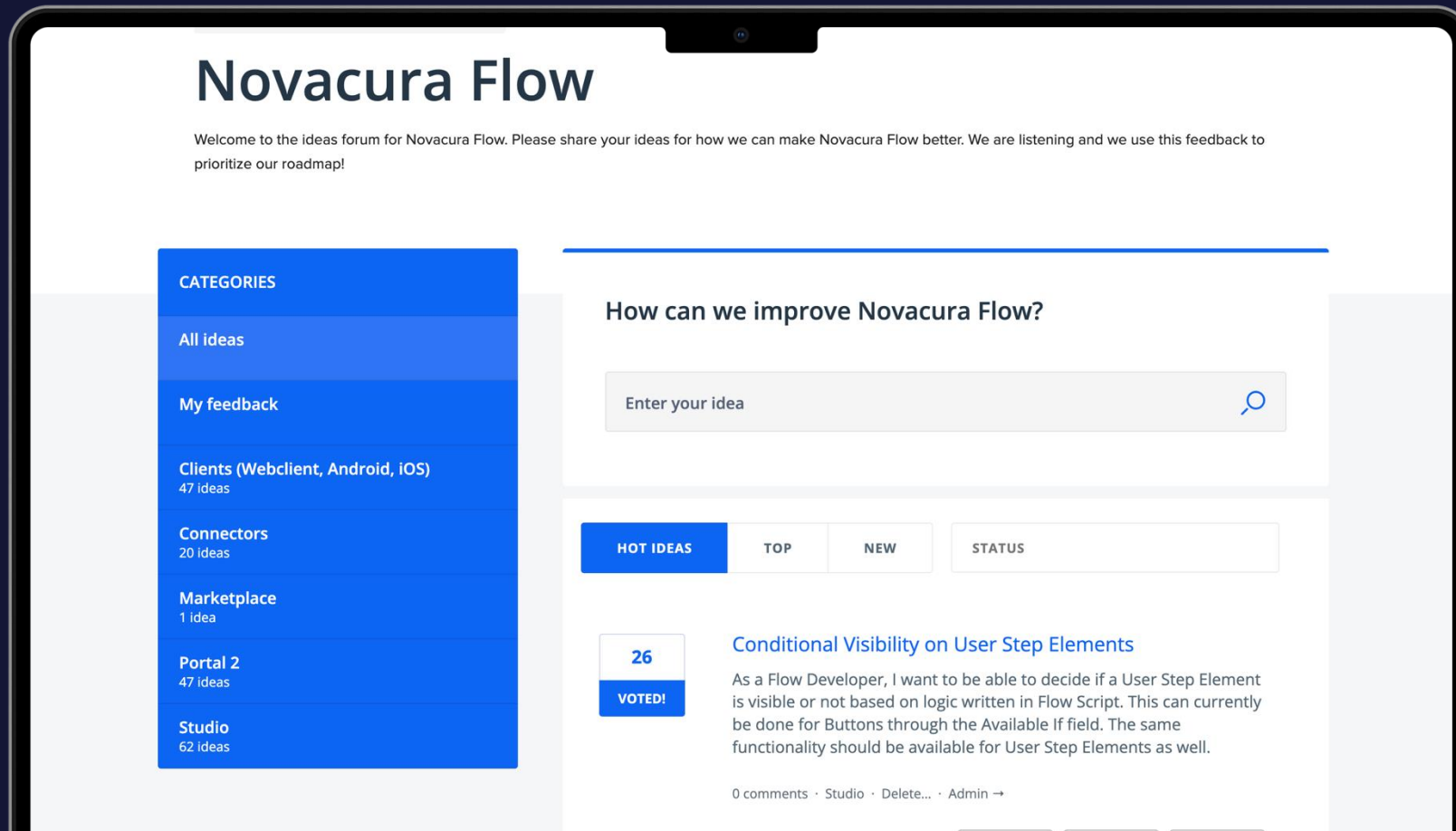
**HELP US SHAPE
THE FUTURE FLOW
CONNECT!**



4
4

ideas.novacura.com

Your voice drives our innovation — let's develop Novacura Flow together.



The screenshot shows the Novacura Flow ideas forum interface. At the top, the title "Novacura Flow" is displayed. Below it, a welcome message reads: "Welcome to the ideas forum for Novacura Flow. Please share your ideas for how we can make Novacura Flow better. We are listening and we use this feedback to prioritize our roadmap!".

On the left side, there is a "CATEGORIES" sidebar with the following items:

- All ideas
- My feedback
- Clients (Webclient, Android, iOS) 47 ideas
- Connectors 20 ideas
- Marketplace 1 idea
- Portal 2 47 ideas
- Studio 62 ideas

The main content area features a search bar with the placeholder text "Enter your idea" and a magnifying glass icon. Below the search bar, there are filter buttons: "HOT IDEAS" (selected), "TOP", "NEW", and "STATUS".

The first idea listed is titled "Conditional Visibility on User Step Elements" and has 26 votes, indicated by a blue box with the number "26" and the word "VOTED!". The idea description reads: "As a Flow Developer, I want to be able to decide if a User Step Element is visible or not based on logic written in Flow Script. This can currently be done for Buttons through the Available If field. The same functionality should be available for User Step Elements as well." Below the description, it shows "0 comments · Studio · Delete... · Admin →".



novacura

THANK YOU.

HQ / SWEDEN

Björklundabacken 10
436 57 Hovås

Novacura AB

VAT: SE556675815601
IBAN: SE13 9500 0099 6042 1512 4787
BIC: NDEASESS
D-U-N-S® no: 351910828
Bankgiro: 5273-1833

Contact

t. +46 31-760 46 00
info@novacura.se
product.support@novacura.com
www.novacura.com
www.marketplace.novacura.com

Social Media

[linkedin.com/company/novacura-ab](https://www.linkedin.com/company/novacura-ab)
twitter.com/novacura
facebook.com/novacuraofficial