

## Healthcare analytics – bring your data to life.



eSENSE BI enables medical practices and hospitals to harness data from existing systems for instant dashboard insight into clinical and financial metrics providing powerful analysis, streamlined reporting and informed decision-making.

See the full picture in one pane... Physician groups, ACOs, specialty practices, IPAs and hospital systems are increasingly challenged to manage large, fragmented pools of healthcare data from multiple financial and clinical systems to support rapid analysis. eSENSE BI provides a cloud-based service to exploit the true potential of your clinical and financial information enabling rich, drill-through visualizations to track all your key metrics all in one place, on any device.



### Why use eSENSE BI?

- Merge fragmented data pools into dashboard visualizations;
- Instant graphical insight into key financial & clinical metrics;
- Proactive drill-through analysis for instant insight;
- Threshold-based KPI alerts with multi-dimensional views;
- Cloud service with secure data take on and timely updates;
- Minimal training requirements & rapid, scalable deployment;
- Simple, low risk pricing model.

### Harness your Data...

- Merge existing system data;
- View rich dashboard visualizations;
- Track key healthcare metrics;
- Streamline management reporting.

**Making your data work for you**

### Get Instant Insight...

- Intuitive drill-through analysis;
- Multi-dimensional drill-down;
- Fast "global to local" views;
- Threshold-based KPI analysis.

**Bringing your data details to life**

### Rapid Data Onboarding...

- Rapid site setup with Azure;
- Zero technology footprint;
- Fast data-onboarding process;
- Scale on demand as required.

**Focusing on what's relevant to you**

*New ways to see & touch all your healthcare data... all your key metrics, all in one place.*



midtownmedical

Location Type

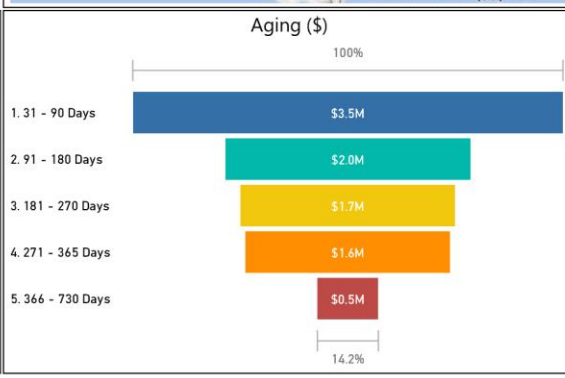
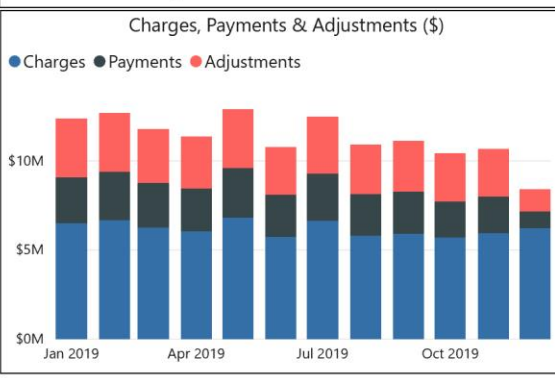
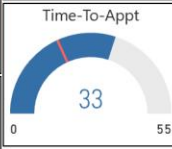
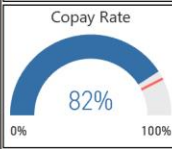
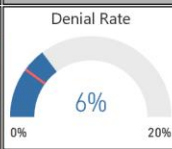
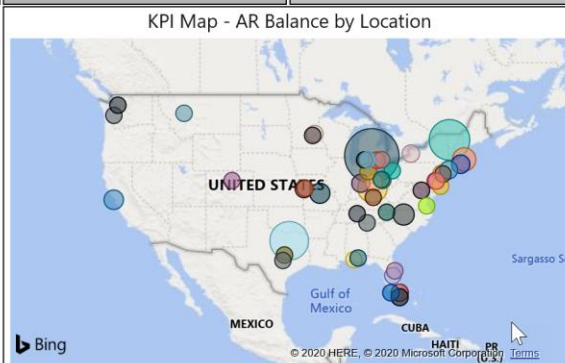
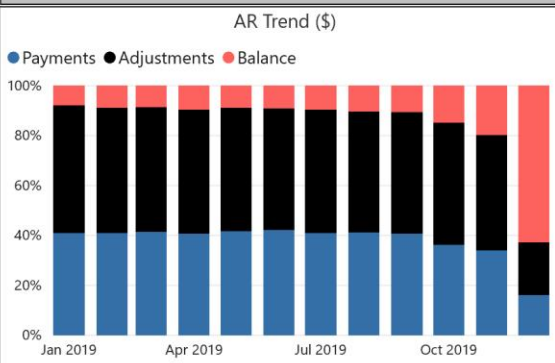
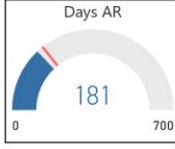
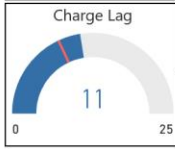
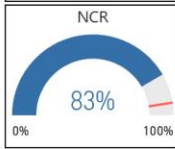
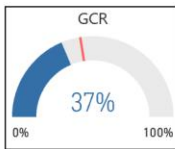
All

Year

2019

Refresh Date

January 23, 2020



eSENSE BI – all your key metrics, all in one place

GCR	NCR	Charge Lag	Pay Lag	Days AR	Denial Rate	Copay Rate	Time-To-Appt	Length of Stay	Readmissions
39%	88%	15	41	220	4%	71%	32	2	3%

Provider	Date Type	Department	Encounters	Charges	Charges (\$)	Payments	Adjustments	OpenAR	GCR	NCR	ChargeLag	PayLag	DaysAR	Copays Collected
Zamora MD, Joan	Post Date	Diagnostic-Other	1,745	1,780	\$91,310	\$31,578	\$41,965	\$13,932	85%	81%	93	149	225	1,149
Yoder MD, Ashley	Post Date	Catheterization	11,645	11,658	\$1,509,373	\$593,229	\$689,950	\$171,859	89%	89%	10	42	213	8,564
Yang MD, Russell	Post Date	Catheterization	2,882	2,943	\$214,175	\$84,350	\$98,524	\$26,784	88%	88%	10	39	200	1,890
Yang MD, Candy	Post Date	Catheterization	62	62	\$21,330	\$6,932	\$8,373	\$5,275	82%	77%	24	42	352	62
Williams MD, Sergio	Post Date	Diagnostic-Other	484	484	\$42,385	\$15,987	\$16,678	\$6,880	88%	77%	24	39	208	354
Weeks MD, Kerrie	Post Date	<Unspecified>	164	164	\$40,128	\$4,896	\$34,604	\$2,021	12%	98%	31	90	344	121
Webster MD, Preston	Post Date	Catheterization	357	357	\$38,095	\$14,308	\$17,745	\$4,603	88%	84%	9	38	204	312
Webb MD, Levi	Post Date	<Unspecified>	28,084	28,153	\$5,911,171	\$2,466,315	\$2,861,128	\$545,429	81%	89%	9	31	219	19,140
Walton MD, Latanya	Post Date	Catheterization	41	41	\$24,610	\$6,745	\$11,342	\$6,401	87%	77%	11	52	128	41
Valentine MD, Cesar	Post Date	Diagnostic-Other	6,877	6,893	\$459,860	\$182,790	\$237,502	\$40,638	86%	91%	11	38	224	4,347
Townsend MD, Tanya	Post Date	Catheterization	84	84	\$7,300	\$3,595	\$3,517	\$207	89%	97%	22	50	236	83
<b>Total</b>	<b>Post Date</b>	<b>&lt;Unspecified&gt;</b>												


NSE Inc's healthcare analytics solution is based on Microsoft's Power BI and Azure platforms enabling healthcare organizations to take advantage of industry-specific enterprise analytics in a secure, scalable cloud.



#### Powerful Power BI and Azure Platforms

- Industry-leading analytics and BI platform;
- Highly secure and scalable Azure cloud services;
- Rapid cloud deployment with minimal training needs;
- Secure site setup from any device;
- Tailored with eSENSE BI to bring existing healthcare data to life;
- Simple, low risk pricing model.



#### Healthcare Analytics with eSENSE BI

- Merge and harness healthcare data from multiple sources;
- Track key clinical, financial and quality metrics;
- Rich, industry-specific dashboard visualizations
- Intuitive, multi-dimensional drill-to-detail analysis
- eSENSE BI – healthcare analytics on a Microsoft platform.



### eSENSE BI

#### Take a test drive today

We will provide a secure and scalable environment to deploy eSENSE BI with your key operational metrics for instant insight and detailed analysis.

#### An offer to get you started

- Free test drive with demo data;;
- Provide a sample of your data;
- Free data onboard analysis for site setup & dashboard creation;
- Evaluate & validate prior to rollout.



[See the full picture in one pane...](#)

- Benchmark clinical & financial operations, track quality & regulatory compliance & monitor physician performance;
- Improve practice communication, streamline reporting & enable faster dissemination of relevant information;
- Clean & shape fragmented data sources & improve interoperability between healthcare systems;
- Reduce & recoup denied claims, reduce readmission rates & optimize staff/doctor to patient ratios.

