

SOLUTION BRIEF

Drive cost savings
and performance
improvements with
**Application Portfolio
Rationalization
Assessment**



Today, enterprises use, on average, more than 200 applications¹ to support scalability and growth. But hoarding applications can often lead to complexities, security risks, financial losses, and inefficiencies over time. To avoid this, enterprises must evaluate and streamline their application portfolios using the right technology tools and methodologies.

Our Application Portfolio Rationalization solution is purpose-built to provide you with a

clear understanding of your enterprise applications' value, relevance, and impact on the overall IT landscape. It involves a thorough assessment and optimization of your enterprise applications, systems, and infrastructure, and factors in their functionality, business value, technical debt, maintenance costs, usage patterns, future compatibility, and other relevant parameters.

¹ <https://www.ciodive.com/news/app-sprawl-saas-data-shadow-it-productiv/606872/>



Key outcomes of **the assessment**



Cost reduction

Eliminate redundant or underutilized applications – saving on licensing, maintenance, and infrastructure expenses



Improved efficiency

Reduce complexity and effort duplication, optimize processes, and enhance application integration



Enhanced agility

Support business flexibility and innovation through quick adaptation to changing needs and technologies



Risk mitigation

Enhance security, compliance, and resilience by mitigating application, infrastructure, and data security risks



Strategic alignment

Align applications with business strategy, prioritize resource allocation for maximum value and long-term objectives



Methodology

Our **Application Portfolio Rationalization** methodology is systematic and data driven. It involves:

1 Discovery, assessment, and categorization

- Gathering detailed information about each application
- Identifying applications that are redundant, underutilized, or outdated
- Categorizing applications as "keep," "retire," "consolidate," "modernize," or "replace" based on the evaluation
- IT Infrastructure and Cloud hosting for each application

2 Cost analysis and risk assessment

- Analyzing the total cost of ownership (TCO) for each application
- Identifying cost-saving opportunities
- Assessing the risks associated with security vulnerabilities, compliance issues, and operations

3 Business alignment and prioritization

- Understanding business objectives, strategies, and priorities
- Aligning the application portfolio with organizational goals
- Prioritizing actions based on assessment results and cost analysis

4 Rationalization roadmap planning

- Outlining recommended actions, timelines, resource allocation plans, and dependencies to guide the rationalization effort

5 Execution, monitoring, and optimization

- Executing the rationalization plan — minimizing disruptions and maximizing benefits
- Monitoring performance, tracking metrics, and optimizing the application portfolio



Components of **the assessment**

The assessment starts with a questionnaire to gather information about the applications in the portfolio. Key focus areas include:

Application overview

- Name, description, and purpose of the application
- Key business processes supported
- Primary users or stakeholders

Business value alignment

- Application's contribution to business objectives
- Alignment with strategic goals
- Impact of upcoming changes or initiatives

Usage and performance

- Usage pattern (for example, the number of users, frequency)
- Performance and scalability issues
- User feedback or complaints

Technical assessment

- Technology stack or architecture used
- Technical limitations or dependencies
- Infrastructure requirements

Cloud Migration

- Cloud readiness of apps, data, IT infra considering factors like dependencies, resource utilization, performance requirements, and data security
- Migration strategy considering factors like cost, scalability, security, compliance, and performance
- Risks and mitigation plan

Maintenance and support

- Effort and resources for maintenance and support
- Known issues or bugs

Cost analysis

- Licensing and subscription costs
- Infrastructure costs
- Additional costs for maintenance, updates, or customization

Integration and interoperability

- Integration with other systems or applications
- Data or process dependencies
- Compatibility issues or limitations

Security and compliance

- Implemented security measures
- Known vulnerabilities or risks
- Compliance with regulations or data protection standards

Future requirements and roadmap

- Impact of upcoming technology changes or trends
- Requisites for supporting new business requirements or emerging technologies
- Development or enhancement roadmap

Stakeholder feedback

- Feedback from users, business owners, or stakeholders
- Pain points, challenges, or enhancement requests

Assessment **workflow**

Gather assessment questionnaire responses	Validate questionnaire responses and discuss initial conclusions with stakeholders	Share rationalization roadmap and ballpark estimates
Client can take 1-2 weeks to respond	1 week for average size portfolio 2-3 weeks for large and complex portfolio	1-2 weeks for average size portfolio 3-4 weeks for large and complex portfolio

Average size portfolio - approximately around 50 applications
Large sized portfolio - portfolio with 100-300 applications and upto 100 integrations
Complex sized portfolio - portfolio with 300+ applications and 100+ integrations

Assessment **deliverables**

- Assessment conclusions
- Roadmap for application rationalization along with prioritization and categorization



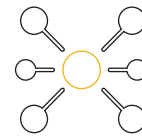
Accelerators for both Tool-based and Manual App Landscape Discovery

Our in-house designed and proprietary COTS accelerators efficiently identify capability alignment, determine overlaps, and apply a value measurement framework. This helps to measure the app-to-process alignment, effectively identifying redundancies.



The 6R Framework

We offer comprehensive Application Assessment Diagnostic using tool-based and metric-based approaches. This evaluates the performance of applications and provides actionable insights. It categorizes applications as either **'Retire'**, **'Rehost'**, **'Re-platform'**, **'Re-engineer/Replace'**, or **'Retain'** based on their business value. Additionally, it provides recommendations to **'Contain'**, **'Maintain'**, or **'Invest'** further in the applications for optimal business value.



The NSEIT Advantage



Cloud Migration Assessment

Our Cloud Migration Assessment provides a readiness check for both individual applications and entire portfolios, determining their readiness for migration to the Cloud. It also assesses cloud resiliency, offering insights into the application's ability to operate effectively in a cloud environment.




DevXOps Framework for CI/CD

The DevXOps Maturity Assessment evaluates the landscape for DevOps Maturity during Agile transformation. It provides insights and a roadmap for establishing a robust Continuous Integration (CI) and Continuous Deployment (CD) pipeline.


NSEIT Experience

Enhancing Trading App Support for Leading Asian Exchange




A major exchange faced critical challenges in supporting its international trading app and infrastructure. By undertaking an Application Portfolio Rationalization assessment, NSEIT laid out a roadmap for a streamlined and robust modernization program. They modernized the Trading, Clearing & Settlement & Real-Time Surveillance applications, and enabled interoperability with overseas exchanges. They further implemented alert monitoring, APM, server management, and BCP support. NSEIT's expertise ensured a reliable and leading-edge trading system.

Implementing an Innovative Grievance Management System for an Asian Insurance Regulator



Faced with the need to streamline their complaint-handling process and improve customer satisfaction, a regulatory body embarked on a modernization journey to create an efficient online platform. NSEIT conducted an Application Rationalization assessment to modernize this application & enhance its efficiency. Subsequently, they devised a comprehensive modernization program for optimal results. As per the client's requirement, NSEIT successfully implemented a Grievance Management System (GMS). The new GMS system is now compliant with government guidelines, serving over 50 insurance companies in India. Real-time integration with insurers through web services ensures prompt grievance data updates, improving efficiency and customer satisfaction.

Transforming a Global Bank with Cloud Automation and Support



A global bank was facing challenges in fast server provisioning, dynamic file system resizing, and scalable, cost-efficient databases. Through a meticulous Application Portfolio Rationalization assessment, NSEIT optimized the performance of enterprise applications and devised a strong modernization program to meet the organization's evolving needs. As a part of the solution, NSEIT implemented AWS solutions - AWS EC2 enabled rapid VM provisioning, while Amazon EFS facilitated automatic resizing for changing workloads. The bank also benefited from Amazon RDS, offering scalability and easy backups. The outcome was improved scalability, 99.99% availability, shared file storage, and cost efficiency. NSEIT's cloud automation achieved a powerful IT overhaul, driving strategic benefits in the digital age.

About **NSEIT**

NSEIT Limited is a digital native technology company that engineers world-class solutions to help our global customers accelerate their digital transformation journeys. Our key service pillars are Application Modernization, Business Transformation, Data Analytics, Infrastructure &

Cloud Services, and Cybersecurity, through which we create intuitive digital experiences and tangible business impact. For over two decades, our innate drive for excellence has made us the partner of choice for global organizations. At NSEIT, we fuel digital progress.

For more information, visit us at nseit.com

Follow us at:



© NSEIT Limited. All rights reserved.

All trademarks, logos, and brand names are the property of their respective owners. All company, product, and service names used are for identification purposes only. Use of these names, trademarks and brands does not imply endorsement.