



# GENFLOW(ETL)

By Office Solution



# Agenda



**About Us**

01

**Implementation Partner**

02

**Challenges**

03

**Key Features**

04

**Contact Us**

05

# ABOUT US

Office Solution is a Technology consulting organization which primarily focuses on products/ solutions development around GEN AI, Advanced Analytics and Cloud Firm offering impact consulting and end-to-end solutions. We work with many fortune 500 companies and help large and mid-market organizations plan, grow, structure, and leverage technology for their business success. Our goal is to provide a 360-degree view of data, enabling clients to make informed investment decisions and achieve long-term performance improvements.

Our founding members are Ex BCG & Ex McKinsey consultants



## Listening

To our clients' business challenges



## Analyzing

To determine the right approach of solving problems and finding new opportunities



## Designing

New business and technology solutions to tackle the challenges



## Delivering

Real-world, working solutions that drive competitive advantage and stakeholder value

# OUR 40+ PRODUCTS ON MICROSOFT APPSOURCE



**DECISION PULSE AI**  
Actionable insights for C Suite in 30 seconds

Decision Pulse GEN AI



**DAX OPTIMIZER**

DAX Optimiser GEN AI



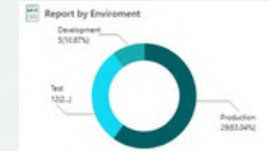
**FOR PBI LOAD TESTING TOOL**

Load Testing Tool



**PULSE QA**

Pulse QA



Report by Environment  
Development: 51047%  
Bar: 102.3  
Production: 280347%

Premium Capacity Monitoring tool



**DAX BOOSTER**

DAX Booster



**NUCLEUS**  
BI & Reporting FIUS

Nucleus



**PBI SNAP**

PBI Snap



**MAGIC GRID**  
ELEVATE YOUR POWER BI EXPERIENCE

Magic Grid PBI Enterprise Solution



**MAGIC GRID**  
ELEVATE YOUR POWER BI EXPERIENCE

Magic Grid PBI Report Burst Solution



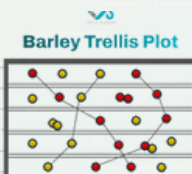
**MAGIC GRID**  
ELEVATE YOUR POWER BI EXPERIENCE

Magic Grid PBI Enterprise Solution



**MAGIC GRID**  
ELEVATE YOUR POWER BI EXPERIENCE

Magic Grid PBI Report Burst Solution



**Barley Trellis Plot**

Barley Trellis Plot



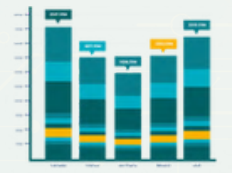
**Spiral Plot Chart**

Spiral Plot




**Promo Projection**  
By Office Solution

Promo Projection

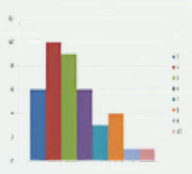


**Stacked Bar Chart With Top N**



**Cohort Analysis**

Cohort Analysis



**Migration Assistant for Tableau to Power BI**



**Polar Scatter Plot**

Polar Scatter Plot



**Fish Bone Chart**



**Hanging Rootogram Chart**

Hanging Rootogram



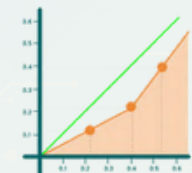
**Sales Velocity Chart**  
By Office Solution

Sales Velocity Compass



**Icon Array**

Icon Array Chart



**Lorenz Curve**

Lorenz Curve



**Voronoi Diagram**  
Office Solution

Voronoi Diagram



**Connected Scatter Plot**



**Calendar Chart**  
By Office Solution

Calendar Chart



**Dot Plot Chart**

Dot Plot Chart



**Dynamic Price Elasticity Heat Map**

Dynamic Price Elasticity



**Supply Chain Network Flow Chart**

Supply Chain Network Flow



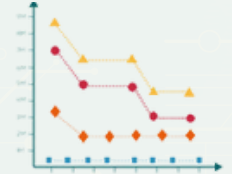
**Bar Chart with Export Data Feature**

Bar Chart with Export Data Feature



**Circular Dendrogram Chart**

Circular Dendrogram




**Line with Bubble Chart**

Line with Bubble Chart




**Custom tree view with bar chart**

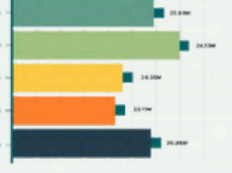
Custom tree view with bar chart



**Bar Chart with Dynamic Range Creation**



**Bar Chart Run Time Convertible Scatter Plot**




**Bar Chart With Top N Selection**



**Custom Slicer**

# Challenge



01

## Complex Data Integration

Integrating diverse data sources is cumbersome and time-consuming with traditional ETL tools. GenFlow simplifies integration.

02

## Manual Data Processing and Delays

Manual ETL processes cause delays in data availability. GenFlow automates workflows, ensuring faster, timely insights.

03

## Limited Scalability

Legacy ETL tools struggle to handle increasing data volumes. GenFlow scales effortlessly with growing data needs.

04

## Data Quality and Inconsistencies

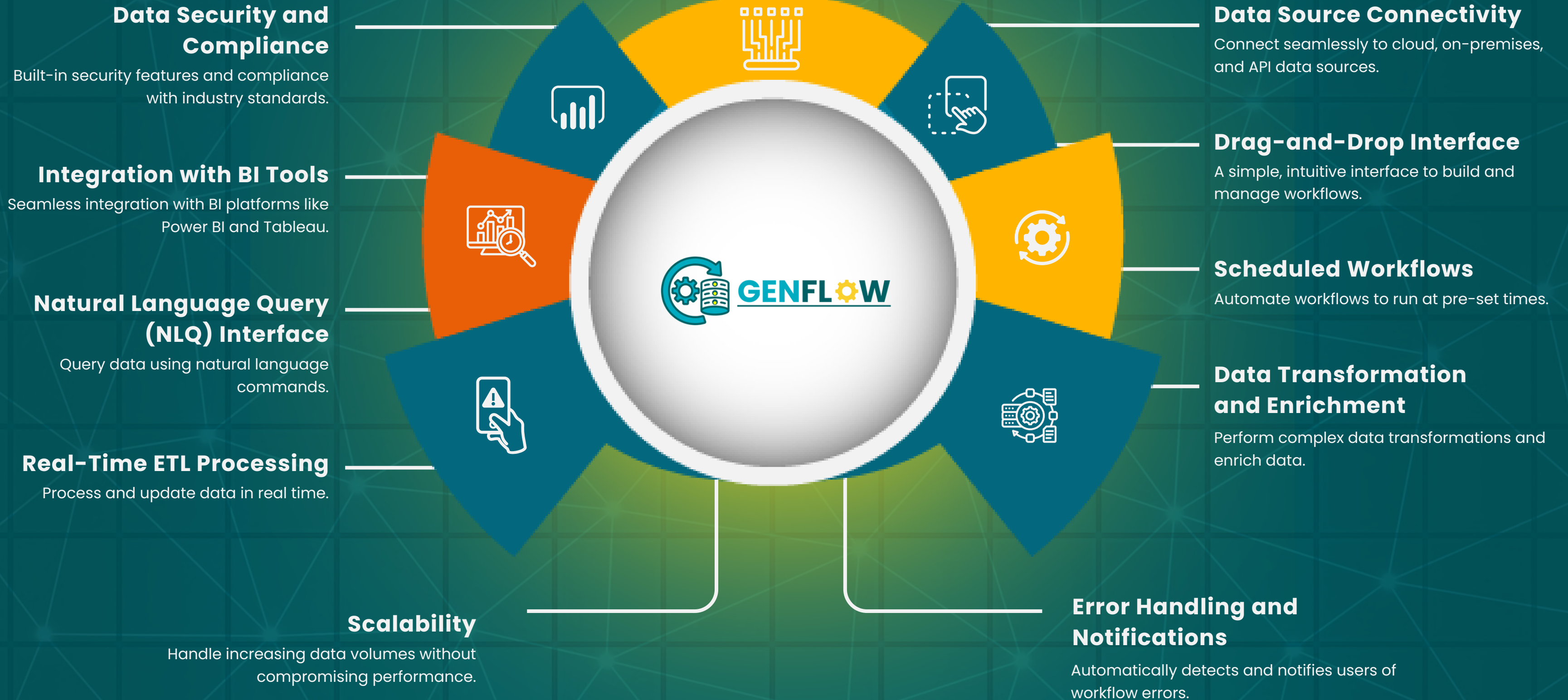
Poor data quality leads to inaccuracies. GenFlow automates data cleaning and validation for accurate, reliable insights.

05

## Lack of Accessibility for Non-Technical Users

Complex ETL systems are difficult for non-technical users. GenFlow's user-friendly interface empowers all users to interact effectively.

# KEY FEATURES



# Data Source Connectivity

Seamlessly connect to cloud, on-premises, and API data sources to enable efficient and flexible data integration across systems. GenFlow makes it easy to work with diverse data environments without hassle.



## Simplified Integration

Effortlessly integrate with multiple data sources (cloud, on-premises, APIs), reducing data silos and complexity.



## Streamlined Workflows

Enable smoother ETL processes by connecting data from disparate systems into one cohesive flow.



## Flexibility

Easily adapt to new data sources as your needs evolve, supporting a wide range of integrations.





The screenshot displays the GENFLOW ETL interface. At the top, there's a navigation bar with the GENFLOW logo, 'ETL' dropdown, and 'Admin' user profile. Below this are tabs for 'Extract', 'Transform', and 'Load'. A toolbar contains various data source icons including SQL Server, DataBricks, Snowflake, IBM Db2, MongoDB, SAP Hana, Teradata, Microsoft Fabric, Oracle Database, Sybase Database, Cloudera, AWS, and Belitsoft. The main workspace shows a workflow diagram starting with a 'Sales' data source, branching into two parallel paths, and then merging into a final destination. On the left, there's a configuration panel for 'Input Data (5) - Configuration' with a table of 5 rows. Below it is a 'Preview (first 100 records)' table. At the bottom, a 'Result - Input Data - output Data' table shows the output of the workflow.

Name	Value
01 sgbdushcncds	234234
01 sgbdushcncds	234234
01 sgbdushcncds	234234
01 sgbdushcncds	234234
01 sgbdushcncds	234234

Name	Value
01 sgbdushcncds	234234
01 sgbdushcncds	234234
01 sgbdushcncds	234234
01 sgbdushcncds	234234
01 sgbdushcncds	234234
01 sgbdushcncds	234234

Name	Value	Name	Name	Name
01 sgbdushcncds	234234	sgbdushcncds	sgbdushcncds	sgbdushcncds
01 sgbdushcncds	234234	sgbdushcncds	sgbdushcncds	sgbdushcncds
01 sgbdushcncds	234234	sgbdushcncds	sgbdushcncds	sgbdushcncds
01 sgbdushcncds	234234	sgbdushcncds	sgbdushcncds	sgbdushcncds
01 sgbdushcncds	234234	sgbdushcncds	sgbdushcncds	sgbdushcncds

# Drag-and-Drop Interface

GenFlow features an intuitive drag-and-drop interface, allowing users to create and manage workflows without the need for coding. This makes it accessible for both technical and non-technical users alike.

### Ease of Use

No programming required, making the tool accessible to all teams, even those without technical expertise.

### Rapid Deployment

Quickly build and modify workflows, speeding up time-to-value and reducing dependency on development teams.

### User-Friendly

Intuitive interface ensures minimal learning curve, allowing teams to focus on the work, not the tool.



## Scheduled Workflows

Automate your workflows to run at scheduled intervals, ensuring continuous data processing without manual intervention. GenFlow offers flexibility in managing when and how workflows execute.



### Consistency

Automate repetitive tasks for reliable and predictable data processing.



### Time Savings

Reduces manual workload by setting workflows to execute at predefined times, freeing up resources.



### Error Prevention

Avoid human error by automating tasks that run on schedule, ensuring consistent results.

# Scalability

As your data needs grow, GenFlow scales seamlessly to accommodate larger data volumes and more complex workflows without sacrificing performance. It ensures that your ETL processes continue to run efficiently as your business expands.



## Efficient Growth

Easily handle growing data sets and increasing complexity, ensuring business continuity as demands change.

## Performance Optimization

Maintains high performance even with large data volumes, ensuring fast processing and analytics.

## Cost-Effective

Avoid costly infrastructure upgrades with GenFlow's built-in scalability that grows with your business needs.

# Real-Time ETL Processing

GenFlow supports real-time ETL processing, providing up-to-the-minute data for immediate decision-making. With real-time updates, businesses can stay ahead of the curve and respond to changes promptly.



## Instant Insights

Get the latest data instantly for quicker, data-driven decisions and improved responsiveness.



## Enhanced Agility

Enables businesses to adjust operations in real-time, improving overall operational efficiency.



## Live Data Processing

Continuously update and process data in real-time, keeping your analytics always up to date.



# Data Transformation and Enrichment

With GenFlow, you can perform complex data transformations and enrich data to improve its quality and usability. Whether it's cleaning, aggregating, or enhancing, GenFlow gives you the tools to refine your data.



## Complex Transformations

Apply sophisticated transformations on the fly, ensuring that data fits your business needs.



## Data Enrichment

Enhance your data by merging and improving datasets, adding context for deeper insights.



## Improved Quality

Cleanse data to remove inconsistencies, errors, and duplicates, ensuring high-quality, actionable data.

# Error Handling and Notifications

GenFlow automatically detects errors and notifies users in real-time, allowing for fast resolution. This feature ensures your workflows continue smoothly without disruptions. GenFlow automatically detects errors and notifies users in real-time, allowing for fast resolution. This feature ensures your workflows continue smoothly without disruptions.



## Proactive Monitoring

Automatically detect errors during ETL processes, minimizing disruptions to business operations.

---



## Instant Alerts

Receive real-time notifications of errors or issues, enabling quick corrective actions and preventing delays.

---



## Smooth Operations

Maintain continuous data flow by addressing errors promptly, ensuring minimal downtime.

```
7 def printResult(result):
8     # Use the json module to parse the returned JSON
9     theJSON = json.loads(result)
10
11     # now we can access the contents of the JSON
12     if "title" in theJSON["metadata"]:
13         print(theJSON["metadata"]["title"])
14         print(theJSON["metadata"]["author"])
15
16     # output the number of events, plus the number of events
17     count = theJSON["metadata"]["count"]
18     print(str(count) + " events returned")
19
20     for each event, print the place name if available
21     for i in theJSON["features"]:
22         print(i["properties"]["place"])
23         print("-----\n")
24
25     # print the events that only have a magnitude greater than 4.0
26     for i in theJSON["features"]:
27         if i["properties"]["mag"] >= 4.0:
28             print("%2.1f" % i["properties"]["mag"], i["properties"]["place"], "\n")
29
30     # print only the events where at least 1 person reported feeling something
31     # (events that were felt:)
32     felt_events = []
33     for i in theJSON["features"]:
34         if i["properties"]["felt"] > 0:
35             felt_events.append(i)
36
37     # print the felt events
38     for i in felt_events:
39         print("%2.1f" % i["properties"]["mag"], i["properties"]["place"], "\n")
40
41     # print the felt events that were felt by at least 1 person
42     for i in felt_events:
43         if i["properties"]["felt"] > 1:
44             print("%2.1f" % i["properties"]["mag"], i["properties"]["place"], "\n")
```




### Ease of Access

Non-technical users can simply type in questions or commands to retrieve data insights.



### Enhanced User Adoption

Simplifies interactions with the system, making it more intuitive and user-friendly for everyone.



### Quick Data Retrieval

Get accurate data and insights quickly, improving decision-making speed across the organization.

## Natural Language Query (NLQ) Interface

GenFlow's NLQ interface allows users to query data using natural language commands, empowering non-technical users to access insights easily without the need for complex query languages.



# Integration with BI Tools

GenFlow integrates seamlessly with popular BI tools like Power BI and Tableau, allowing you to directly use processed data for reporting and analytics without needing to export it manually.



## Direct Integration

Instantly push data into BI tools for analysis and reporting, eliminating manual data transfers.



## Improved Reporting

Leverage data from multiple sources for rich, insightful visualizations in your BI tool of choice.



## Streamlined Workflow

Simplify the data flow process, enhancing data-driven decision-making without friction.

# Data Security and Compliance

GenFlow comes with robust built-in security features and compliance with industry standards, ensuring your data is protected and meets regulatory requirements.



## Built-In Security

Protect sensitive data with advanced encryption and secure access controls.



## Regulatory Compliance

Meet industry standards like GDPR, HIPAA, and more, ensuring your business stays compliant.



## Risk Reduction


Minimize the risk of data breaches and unauthorized access, safeguarding your data and reputation.



# CONTACT US

## US Office


 3190 S Vaughn Way Suite 550, Aurora, CO 80014, United States


 +1(315)5631684

 US@innovationalofficesolution.com

## India Office


 Gurugram- 7th Floor ILD Trade Center, Badshahpur Sohna Rd Hwy, D1 Block, Malibu Town, Sector 47, Gurugram, Haryana 122018


 Hyderabad- Plot No: # 40, 41 & 42, Survey No: # 54 Kondapur, Serilingampalle (M), Hyderabad, Telangana 500084

 +91-7428239735

 admin@innovationalofficesolution.com


## Singapore Office


 High Street Centre, #17-55 1 North Bridge Road Singapore - 179094

 +65 6536-04436

 admin@innovationalofficesolution.com


## UAE Office


 201, SABA Tower 1, Cluster E, Jumeirah Lakes Tower (JLT), Dubai, UAE.

 +971 56 110 9615

 priyank@Innovationalofficesolution.com


## UK Office


 32-b East cote road , harrow ha2 8lg, London HA2 8LQ, United Kingdom

 +44 7483 354331

 finance@innovationalofficesolution.com

## Germany Office

 Kempener Strasse 34 50733 Cologne GERMANY

 +491703524716

 admin@innovationalofficesolution.com