



# Office Solution

Power BI Magic Grid



# Agenda

**01**

Magic Grid PBI Enterprise Solution

**02**

Magic Grid PBI Write Back & Communication Solution

**03**

Magic Grid PBI Report Burst Solution

**04**

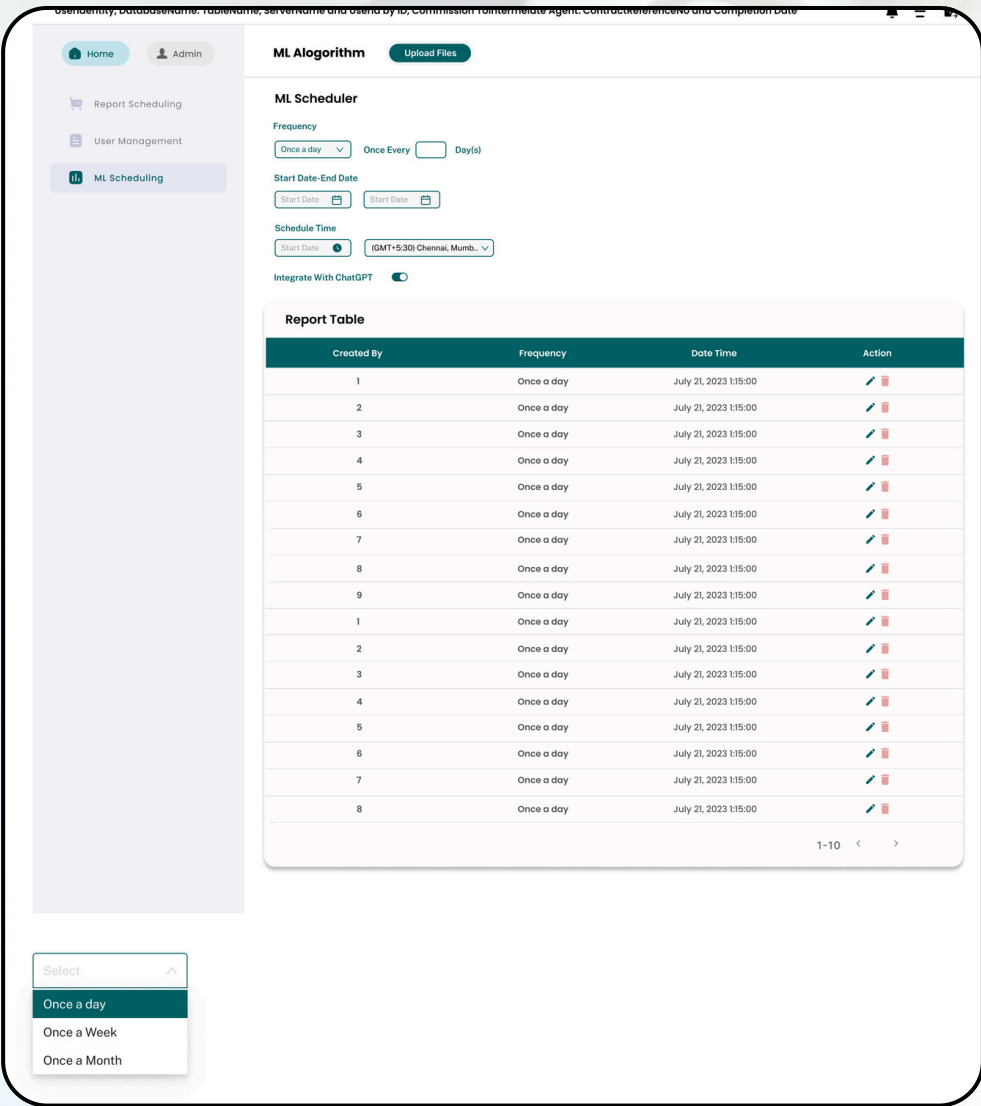
Magic Grid AI-ML ChatGPT Custom PBI Solution

**05**

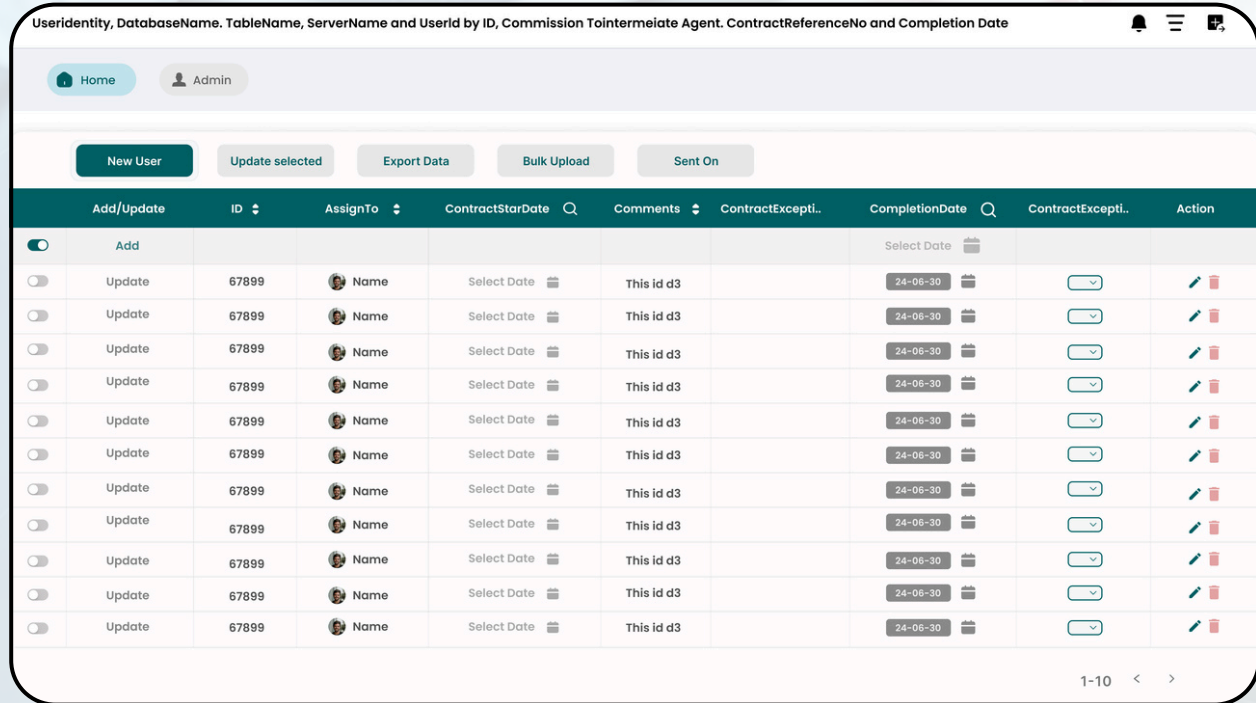
Product Pricing

**06**

Contact Us



The screenshot shows the 'ML Scheduler' interface. It includes a sidebar with navigation options: Home, Admin, Report Scheduling, User Management, and ML Scheduling. The main content area is titled 'ML Scheduler' and contains a 'Frequency' dropdown set to 'Once a day', a 'Start Date-End Date' section with a 'Start Date' field, and a 'Schedule Time' section with a 'Start Date' dropdown set to '(GMT+5:30) Chennai, Mumb.'. Below this is a 'Report Table' with columns: Created By, Frequency, Date Time, and Action. The table lists 8 entries, each with a 'Created By' value of 1, a frequency of 'Once a day', and a date time of 'July 21, 2023 1:15:00'. Each row has an 'Action' column with edit and delete icons. A pagination bar at the bottom shows '1-10'.

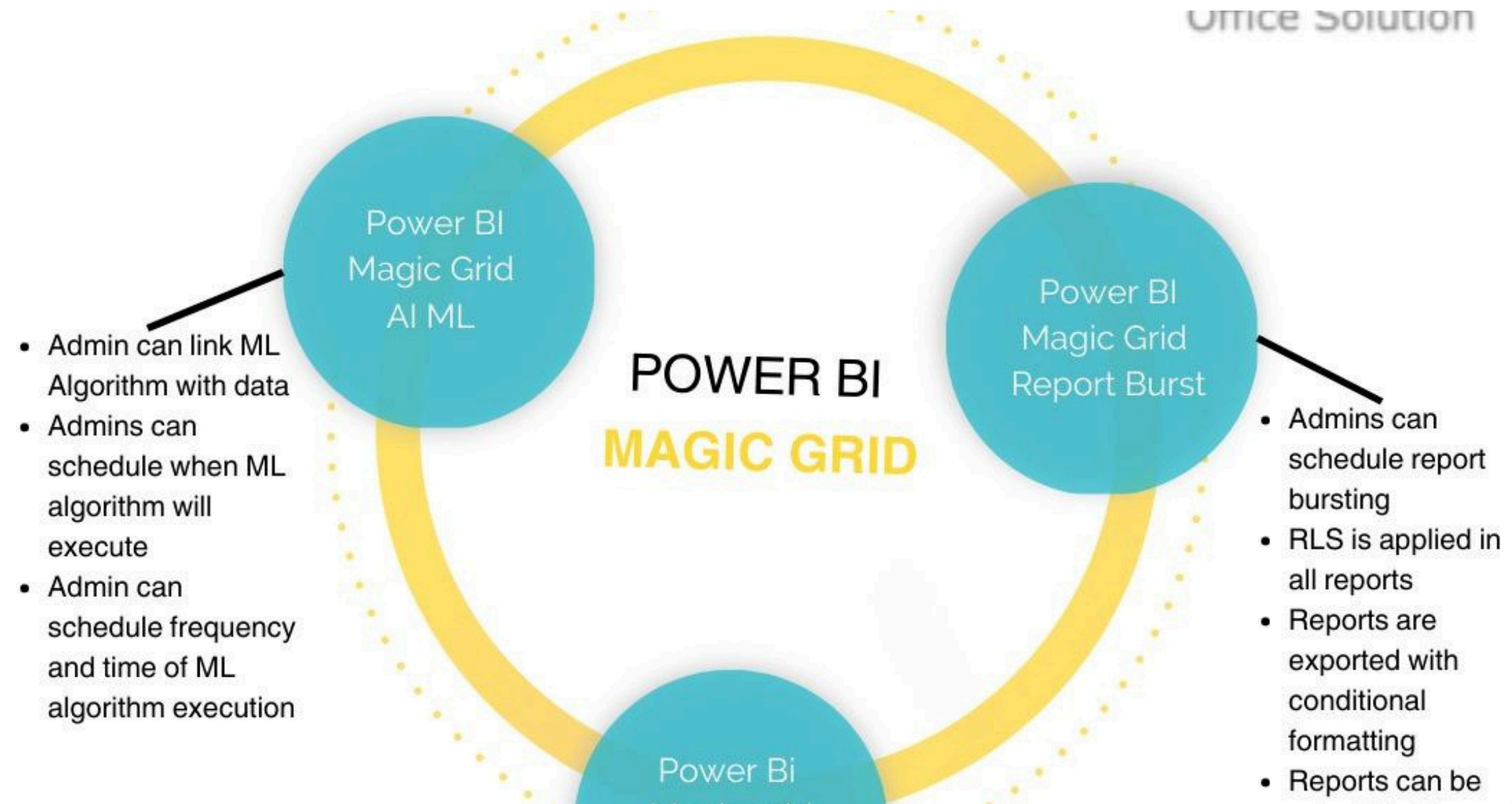


The screenshot shows the 'User Management' interface. It features a top navigation bar with 'Home' and 'Admin' options. Below the navigation bar are buttons for 'New User', 'Update selected', 'Export Data', 'Bulk Upload', and 'Sent On'. The main area contains a table with columns: Add/Update, ID, AssignTo, ContractStartDate, Comments, ContractExceptl., CompletionDate, ContractExceptl., and Action. The table lists 12 entries, each with an 'Add/Update' toggle, an 'ID' of 67899, an 'AssignTo' field with a user icon, a 'ContractStartDate' field with a date picker, a 'Comments' field with 'This id d3', a 'CompletionDate' field with a date picker, and an 'Action' column with edit and delete icons. A pagination bar at the bottom shows '1-10'.



# Magic Grid PBI Enterprise Solution

# Magic Grid PBI Enterprise Solution



**01**

Writeback, Team  
Collaboration & Report  
Export

**02**

Report Bursting

**03**

ML/AI Implementation



# Problem Statement

**01** Process are Slow and Rigid

**02** Process are Manual & Error Prone

**03** Process are in Silos & Complicated

**04** Process are Difficult to Track and they are Rule-based

**05** Users want to Export Reports in Excel/PDF format with Conditional Formatting

**06** Users want to Communicate with Each Other Using Teams or Mail Directly from Visuals

**07** Organizations Need PBI Write Back Feature

**08** Users want to Make Changes into Database Directly from Power BI Visuals or Capture Comments into Database

**09** Business wants changes to be implemented through approval process only



01 Visual is Capable of Taking Inputs/Feedback from Users

02 Values can be Written Back into the Database and Comments can be Captured in Real Time

03 Changes are made once they are approved by approver

04 Every Action & Communication is Logged into the Database

05 Users Can Send Mails to Individuals and Bulk Mails from Visuals

06 Users Can Send Messages on Microsoft Teams Directly from Visuals

07 Users Can Export Reports in CSV/Excel/PDF Format Directly from Visuals without Additional Visuals/Tables Needed



Useridentity, DatabaseName, TableName, ServerName and UserId by ID, Commission Tointermeiate Agent, ContractReferenceNo and Completion Date

Home Admin

Report Scheduling

User Management

ML Scheduling

### ML Scheduler

Frequency: Once a day  Once Every  Day(s)

Start Date-End Date:  Start Date

Schedule Time:  (GMT+5:30) Chennai, Mumb..

Report Format:  RLS Applied  Event Base

Export:  Frequency:

To:

Subject:

→

### Report Table

Created by	frequency	Format	Date Time	EvantBased	RLS Applied	Action
------------	-----------	--------	-----------	------------	-------------	--------

# Magic Grid PBI Report Burst Solution



## Report Burst Solution

- Admins can easily schedule report bursting.
- Reports can be scheduled to be sent in PDF, Excel, and CSV formats.
- Reports are exported with retained conditional formatting.
- Dynamic Row-Level Security (RLS) is applied in all reports for enhanced data security.
- Admins have the flexibility to schedule the frequency and time of report bursting.
- Admins can also schedule reports to run based on events, ensuring accurate and timely information delivery to business users.

## Overall Benefits of the Solution

- The solution is fully automated, eliminating the need for manual intervention.
- Valuable man-hours are saved, leading to increased productivity.
- Reports retain conditional formatting applied in the Grid, maintaining data integrity and visual consistency.
- While scheduling report user can decide whether reports will be triggered as attachment in mail or body of mail or both together
- While scheduling report user can decide whether all reports will be populated in single file or multiple PDF/Tab wise excel will be created

Useridentity, DatabaseName, TableName, ServerName and UserID by ID, Commission Tointermeiate Agent, ContractReferenceNo and Completion Date

**ML Alogorithm** Upload Files

**ML Scheduler**



































Frequency  
Once a day  Once Every  Day(s)

Start Date-End Date  
Start Date  Start Date

Schedule Time  
Start Date  (GMT+5:30) Chennai, Mumb..

Integrate With ChatGPT

**Report Table**

Created By	Frequency	Date Time	Action
1	Once a day	July 21, 2023 1:15:00	 
2	Once a day	July 21, 2023 1:15:00	 
3	Once a day	July 21, 2023 1:15:00	 
4	Once a day	July 21, 2023 1:15:00	 
5	Once a day	July 21, 2023 1:15:00	 
6	Once a day	July 21, 2023 1:15:00	 
7	Once a day	July 21, 2023 1:15:00	 
8	Once a day	July 21, 2023 1:15:00	 
9	Once a day	July 21, 2023 1:15:00	 
1	Once a day	July 21, 2023 1:15:00	 
2	Once a day	July 21, 2023 1:15:00	 
3	Once a day	July 21, 2023 1:15:00	 
4	Once a day	July 21, 2023 1:15:00	 
5	Once a day	July 21, 2023 1:15:00	 
6	Once a day	July 21, 2023 1:15:00	 
7	Once a day	July 21, 2023 1:15:00	 
8	Once a day	July 21, 2023 1:15:00	 

1-10 < >

# Magic Grid AI- ML ChatGPT Custom PBI Solution

# Megic Grid Advance **Analytics**



## Megic Grid Advance **Analytics**

01

Admin Can Link Machine Learning Algorithm With Data

02


Admins Can Schedule When ML Algorithm Will Execute

03

Admin Can Schedule Frequency And Time Of ML Algorithm Execution

04

Easy Integration Of Chat GPT Model



# Magic Grid Salient Features

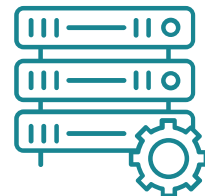
## Magic Grid Advance Analytics

01



Plug & Play, easily configurable in client environment

02



Scalable, server name & Database info easily configurable

03

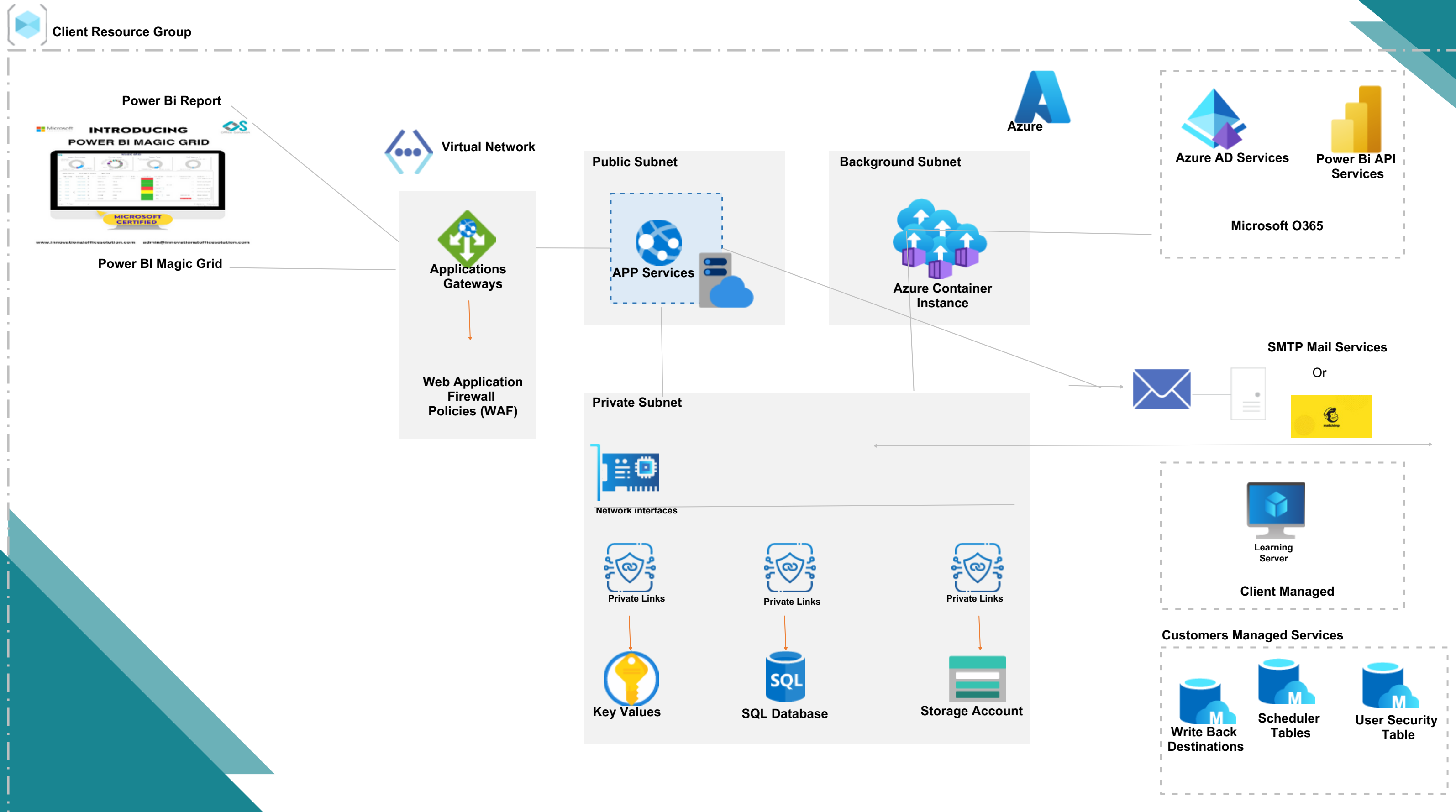


Unlimited users can use the same

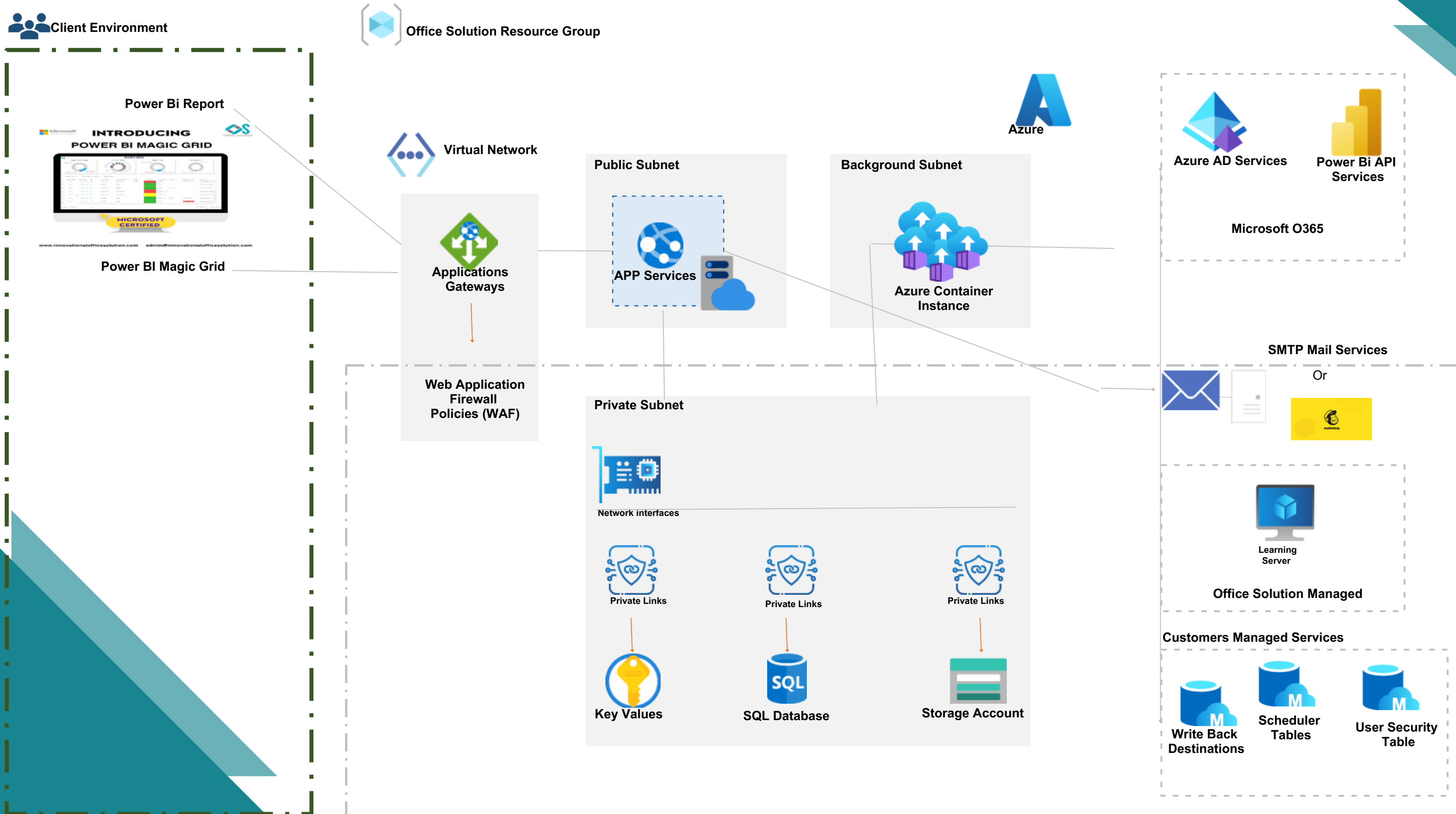
04



Easy Integration with new Microsoft Tech stack like Fabric



# Magic Grid Technical Architecture- SAS





### A non Profit Organization

“

We now confidently present timely, accurate reports to senior executives with much less effort, using a tool inside Power BI

*Carolina Deutschbein, BI Manager-Controller*

### The Challenge

- Drive €20B in procurement spend
- Millions of price/data points
- 5 continents, 45 Telecom Client Operators
- Accurately and efficiently manage Monthly Procurement Close + Forecast
- 20+ spreadsheets; complex formulas, links

### The Solution

- Leverage Corp BI standard: Power BI
- Power BI + Magic Grid for collaborative, real-time forecast collection, reporting, close

### Results



20 → 0

Excel workbooks sent back and forth



20 → 0

Monthly Forecast Close



Unified in

Collaborative + Real-Time Procurement Planning

## The Challenge

- Financial projections in Excel template
- 600+ files individually populated + distributed
- Manually collate + consolidate from end-users
- Time-consuming and error prone process

## The Solution

- Power BI + Magic Grid
- Data now sourced and saved to SQL database, dramatically reducing manual workload
- Always up-to-date Insights for leadership team
- Modern UI for contributors, analysts, leadership



**Double Click**  
CONSULTING

Your Reliable IT Partner

## Leading SAP Implementation Org

“

Usually, it's very hard to impress the Area Leaders. However, with Power ON they were blown away with the product and how it's transformed their processes

*Business Intelligence Analyst*

## Results



### ROI

Time to value  
Fastest Delivery



### SPEED

Manual Processes  
**Automated**



### Unified in



Transformational in how  
Teams and Leadership  
interact in decision  
making





## World-class leader in specialized Hotel Management

“

Magic Grid ticks a lot of the boxes as our sales forecasting tool, enabling users to interact with, and input, data directly in Power BI.

*Rammit Chou, Data Capability Lead*

### The Challenge

- Resource hungry Legacy BI Platform
- Days wasted de-bugging, restoring, refreshing
- Negative impacts on customer orders
- Unable leverage Power BI collect/forecast data

### The Solution

- Power BI + Magic Grid
- Collaborative Sales forecasting
- Robust data collection in Power BI
- with real-time write-back to Azure SQL db

## Results



### Time Saved

Sped data debugging from days → mere hours



### Customer care

Improved with accurate + timely forecasts



### Unified in

Sales forecasting with cell-level commentary

# Product Pricing

## Magic Grid PBI Enterprise Solution

USD 000  
Per Month

- Writeback , Team Collaboration & Report Export
- Report Burst
- Machine Learning Implementation

## Magic Grid PBI Report Burst Solution

USD 10,000  
Per Report/Annually

- Schedule Report Bursting
- Scheduled to Send in PDF/Excel/CSV format
- Export with Conditional Formatting
- Dynamic RLS is Applied in All Reports

## Magic Grid PBI Write Back & Communication

USD 000  
Per Month

- Visual Capabilities for user feedbacks
- Updating Records from Visual to Database
- Action & Communication Log

## Magic Grid AI-ML ChatGPT Custom PBI

USD 000  
Per Month

- Link ML Algorithm with Data
- Schedule ML Algorithm Execute
- Real Time Analysis

Will Share after this call



Note: We will implement the solution in client environment and give handover , tool will require someone to support that continuously , that support can be given by your team or we can provide on paid basis

## On Premise

## SAS

Initial Implementation cost USD 6,000

No Recurring Infra cost billed by us

Enterprise Report Burst Subscription USD 70,000/Annually

Implementation time 4-6 weeks

Unlimited Subscribers and Unlimited reports Scheduling

For Customization in standard product additional cost will be involved which comes around 60-70 USD/Hour

No Initial Implementation cost

Actual Recurring Infra cost will be billed by us to client

Enterprise Report Burst Subscription USD 70,000/Annually

Implementation time 3 weeks

Unlimited Subscribers and Unlimited reports Scheduling

For Customization in standard product additional cost will be involved which comes around 60-70 USD/Hour

Will Share after this call

## Value Proposition

Given rate to PepsiCo is lower than 40% Market rate hence solution can be sell on higher price.

Our Other competitors are selling similar solutions on very high price hence same solution Pwc can sell to other prospects

PepsiCo Can sell this solution by segmenting Market wise , report wise or etc

As per our exp for each market business align one support guy who knows our solution + Azure hence Pwc can get more Technical resources requirement will increase their revenue.

# CONTACT US

## US Office



3190 S Vaughn Way Suite 550, Aurora,  
CO 80014, United States



+1(315)5631684



US@innovationalofficesolution.c  
om

## India Office



7th Floor ILD Trade Center, Badshahpur  
Sohna Rd Hwy, D1 Block, Malibu Town,  
Sector 47, Gurugram, Haryana 122018



+91-7428239735



admin@innovationalofficesolution.c  
om

## Singapore Office



High Street Centre, #17-55 1 North Bridge  
Road Singapore - 179094



+65 6536-04436



admin@innovationalofficesolution.c  
om

## UAE Office



201, SABA Tower 1, Cluster E, Jumeirah  
Lakes Tower (JLT), Dubai, UAE.



+971 56 110 9615



priyank@Innovationalofficesolution.  
com

## UK Office



32-b East cote road , harrow ha2 8lg, London  
HA2 8LQ, United Kingdom



+44 7483 354331



finance@innovationalofficesolution.  
com

## Germany Office



Kempener Strasse 34 50733 Cologne  
GERMANY



+491703524716



admin@innovationalofficesolution.c  
om