

Centralized Medical Imaging Platform (CMIP)

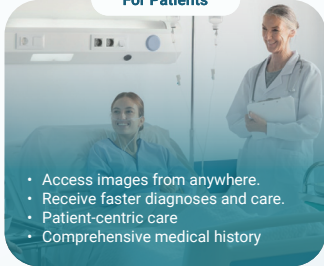
"Centralized Imaging, Transforming Care"

What is CMIP?

CMIP is a cutting-edge solution that connects healthcare providers, enabling **seamless access, storage,** and sharing of medical images **across facilities.** It **centralizes imaging data, streamlines workflows,** and supports **real-time collaboration** for faster, **more accurate patient care.** With **advanced security, role-based access,** and **diverse image support,** CMIP ensures compliance while enhancing **clinical decision-making** and **operational efficiency.**

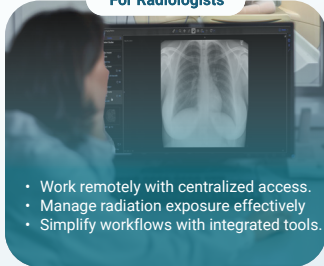
Who benefits from CMIP?

For Patients



- Access images from anywhere.
- Receive faster diagnoses and care.
- Patient-centric care
- Comprehensive medical history

For Radiologists



- Work remotely with centralized access.
- Manage radiation exposure effectively
- Simplify workflows with integrated tools.

For Clinicians



- Patient-centered imaging management
- Seamless integration with EMR systems
- Real-time access for informed clinical decisions

Key Features of CMIP



Centralized VNA

Secure storage for diverse medical image types, including X-rays, MRIs, EKGs, and more.



Seamless Integration

Supports DICOM (WADO, STOW, C-GET, C-MOVE, C-FIND), HL7 v2, and integrates with PACS, EMR, and HIE systems.



Cross-Platform Access

Access medical images anytime, from any device or location.



Secure & Compliant

Robust data protection with global compliance (GDPR, HIPAA).



Universal Viewer

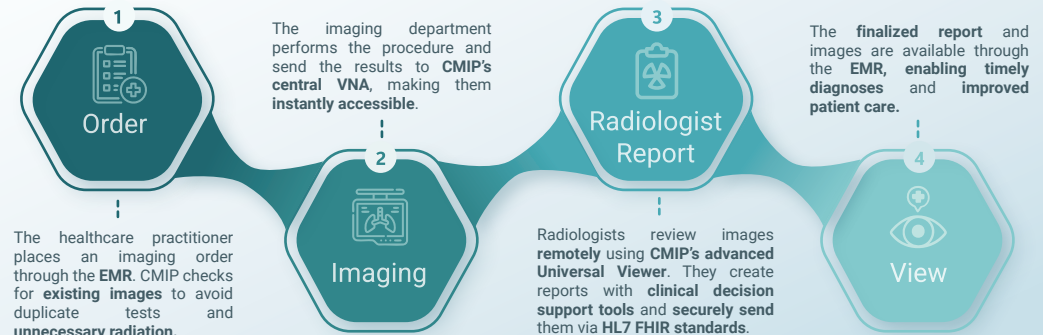
A web-based, zero-footprint DICOM viewer with advanced features like MPR, MIP, and 3D rendering.



Standard Support

HL7 FHIR, SNOMED, ICD10, and LOINC terminology standards

Streamlined Imaging Workflow with CMIP



References



120+
healthcare
facilities



50+
million
studies



2500
modalities

Why Choose CMIP?

AI-Powered Clinical Insights

Leverage advanced AI models to improve clinical decisions and optimize care workflows.



Reliable Backup

Advanced disaster recovery ensures uninterrupted operations.workflows.



Radiation Safety

Minimizes patient exposure and prevents repeat imaging.



CMIP

Diverse Image Support

Supports X-rays, MRIs, PDFs, videos, EKGs, and more.



Role-Based Access

Customizable permissions for streamlined team management.



Smarter Workflows

Integrated tools and tailored processes for efficient patient care.





“Centralized Imaging,
Transforming Care”



Discover
the Future of
Medical
Imaging Today!

Request a demo today



Contact Us



www.oteohealth.com



+90 312 485 00 14



info@oteohealth.com



ODTÜ Bilişim ve İnovasyon Merkezi Dumlupınar Bulv. 280/G B-
Blok 5. Kat No:507 Çankaya/Ankara

Centralized Medical Imaging Platform

www.oteohealth.com

