

WE DEFINE  
FUTURE IMPACT

TECHNOLOGY  
SOFTWARE  
CONSULTING

**P3 BUSINESS  
AS UNUSUAL**



## Unlocking Business Efficiency with Microsoft Power Platform Solutions

Free Workshop

### Created for:

---

All MS Power Platform prospects and existing customers

### Created by:


---

P3 group GmbH  
Heilbronner Str. 86  
70191 Stuttgart  
Germany



[www-p3-group.com](http://www-p3-group.com)

Business Intelligence  
AI & Data Analytics  
UI/UX Design



## AT A GLANCE.

We are an independent, international management consultancy founded in 1996 as a spin-off of the Fraunhofer Institute for Production Technology IPT.

We combine technological expertise with visionary thinking to create sustainable added value. As a dynamic partner, we ensure the seamless integration of technology, software and consulting.



## Facts, figures & data to the point.

> **1800**

Employees from  
70 nations



**19**

Subsidiaries  
within the P3



**28**

years of experience in Europe,  
Asia and America



**29**

Locations on  
4 continents

> **70%**

Our employees are  
engineers & software developers

**100%**

Ready for  
any challenge

# At home in the outside world.

## ■ Europe

Germany	Stuttgart	Serbia	Belgrad
	München		Subotica
	Wolfsburg	Romania	Cluj-Napoca
	Düsseldorf	Greece	Athen
	Berlin	Czech Republic	Prag
	Hamburg	Bulgaria	Sofia
	Osnabrück		Gabrovo
France	Paris		
	Toulouse		
Denmark	Kopenhagen		
Polen	Breslau		

## ■ Asia

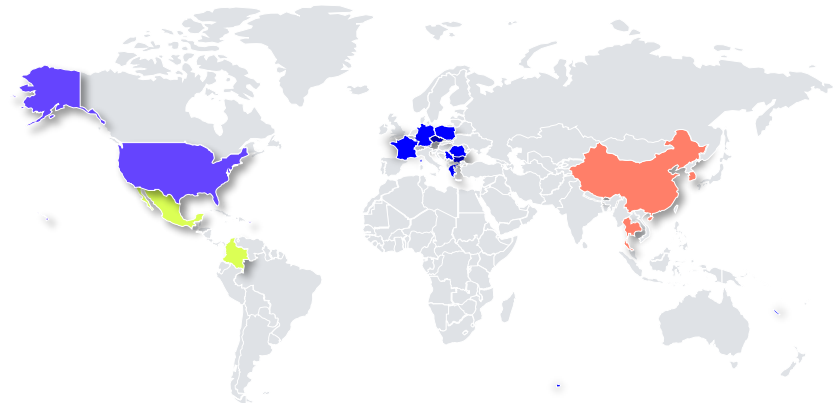
China	Peking	Korea	Seoul
	Shanghai	Thailand	Bangkok
	Shenzhen		

## ■ South America

Mexico	Mexico City
	Puebla
	Querétaro
	San Luis Potosi
Colombia	Cali

## ■ North America

USA	Charleston
	Detroit
	Greenville
	Dallas





# WHAT WE ARE CAPABLE OF.

With us, project realization is more than just a presentation! We focus on creative approaches, innovative solutions and personal support to ensure that your project fulfills all expectations.



# A kaleidoscope of possibilities.

## Focus

We focus on an approach that goes far beyond the usual. Our work is characterized by insight, clarity, and foresight. Each element is crucial for creating future-proof solutions.

## Oversight

We tackle complex challenges by optimizing processes and empowering organizations. Through clear insights and effective strategies, we promote sustainable growth.

## Insight

Our approach begins with a deep understanding of our clients' specific requirements. By coding and testing tailored solutions, we create innovations precisely tailored to these needs.

## Foresight

Our strategic consultations lay the groundwork for our client's future success. We develop business models and technology strategies geared towards long-term success.



# Portfolio as unusual. Pre-selected for you.

Click for more info!

## SOFTWARE

- Android Automotive
- Business Intelligence**
- Cloud Migration
- Cyber Security
- AI & Data Analytics**
- Enterprise Solutions
- Financial Systems
- IT-Architecture
- Certifications

## TECHNOLOGY

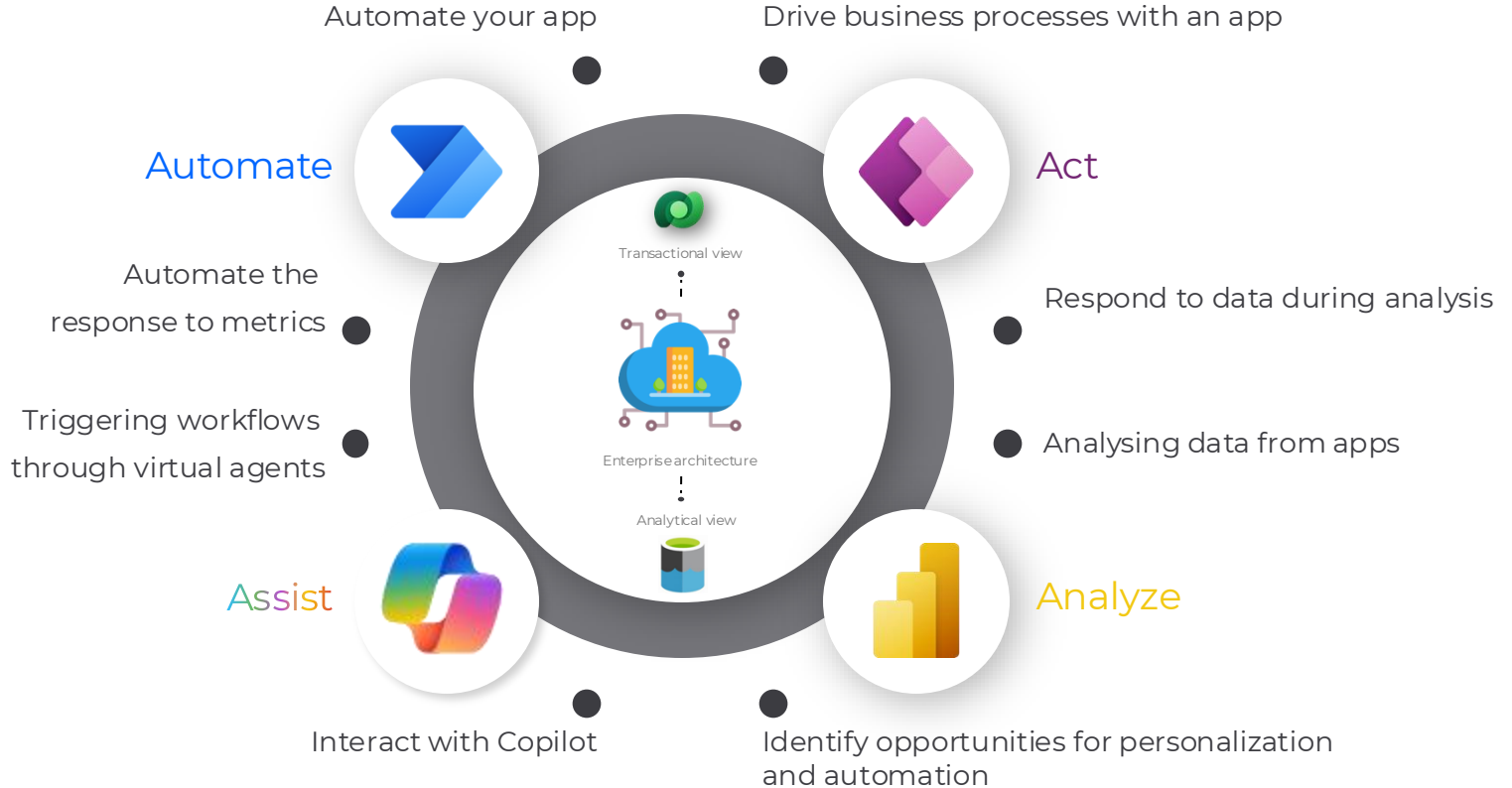
- Autonomous Driving
- Battery Technology
- Electric Powertrain
- Energy Solutions
- Industrialization
- Charging Infrastructure
- Operations Excellence
- Task Force Management
- Testing & Engineering

## CONSULTING


- Agile Transformation
- Artificial Intelligence
- M&A Strategy
- Marketing & Design
- Sustainability
- Project Management
- "Organizational Strategy"
- Quality & Compliance
- Systems Engineering
- UX/UI Design**
- Transformation



# Power Platform Orbit around the current infrastructure



# Main Process Overview



Input & Output  
Dataflows/ Power Automate

## Data Storage

Over 500 data connectors can be used dynamically as a data connection and can also be customized.



Direct Query

## Data & processing

High-performance, multi-relation-capable reference architecture (CDM, Common Data Model) including meta data structure and logic automation.



Cloud Reporting

## Management & Visualization

Direct data management as frontend via Canvas or Model-driven Apps available. Real-time reporting through balanced data analytics calculations between Dataverse and BI Measuring.



## Communication


Desired communication is freely available by linking the cloud reporting.



Support



# Main Benefits



## Information Freshness

- Continuous Data Refresh – scheduled or real-time (dependent of data source)
- Database data always real-time available

## Change Management

- Self Service – Employees can manipulate by their own

## Infrastructure

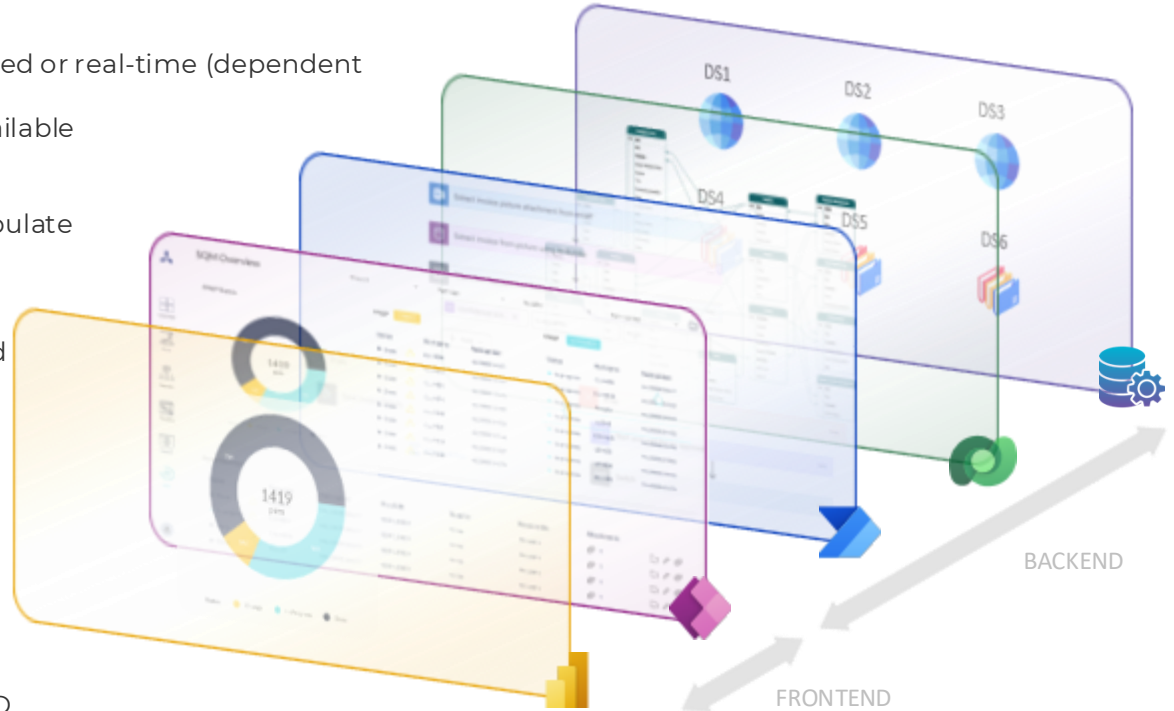
- Fully MS 365 Package implemented
- Nearly unlimited number of connectors available

## Mobility

- Availability from any location & any device
- Departments can work simultaneously

## Security

- All information secured by Azure AD
- Customizable Row-Level-Security available




Agile Dimension  
Extension on all  
levels

## Example for Power Platform Solution Value Calculation

App	Nb Users	Time Saving	Time saving	Time Saving	Other Saving	Saving type	Dev Effort	Cost Dev	ROI
		(hours per year)	(%)	(EURO)	(EURO)		(days)	(EURO)	
Mexico Sales App	470	1 620	0,2%	€ 75 938	€ 30 000	<i>Versus Ext Dev</i>	30	€ 11 250	842%
Integrated Business Planning Tool 2	120	5 400	2,6%	€ 253 125			40	€ 15 000	1588%
Equipment catalogue	30	260	0,5%	€ 12 188	€ 130 000	<i>Legacy App Decomissioning</i>	5	€ 1 875	7483%
Artwork Activation Timeline	70	4 784	3,9%	€ 224 250			45	€ 16 875	1229%
Packaging Project List					€ 100 000	<i>Procurement Indirect Spend</i>	40	€ 15 000	567%
Check your Valve	300	1 950	0,37%	€ 91 406		<i>Employee Safety</i>	30	€ 11 250	713%
SH&E	500	308	0,04%	€ 14 438		<i>Employee Safety</i>	10	€ 3 750	285%
Recognition Hub	8 000			€ -	€ 30 000	<i>Versus Ext Dev</i>	15	€ 5 625	433%
SH&E Observation	200	2 600	0,74%	€ 121 875					
DC Stream	500	2 190	0,25%	€ 102 656					
NPCC Time Punch Tracker	3 000	2 400	0,17%	€ 112 500			5	€ 1 875	5900%
OKC Account Payable	10				€ 100 000	<i>Procurement Indirect Spend</i>	5	€ 1 875	5233%
New SKU tracker	30	832	1,58%	€ 39 000			20	€ 7 500	420%
Lean Office & Automation in Finance	1 100	10 560	0,55%	€ 495 000				€ -	
BelloProduzione	850	1 725	0,12%	€ 80 859			40	€ 15 000	439%
Warehousing Checking List	42	1 000	1,35%	€ 46 875			20	€ 7 500	525%
Fuel Management	5			€ -	€ 24 000	<i>Fuel Expense Saving</i>	5	€ 1 875	1180%
IT Performance Management	50	2 838	3,23%	€ 133 031			40	€ 15 000	787%
Origines	1 000								
SH&E Moscow	1 100					<i>Employee Safety</i>			
<b>Total</b>	<b>17 377</b>	<b>38 467</b>	<b>1,11%</b>	<b>€ 1 803 141</b>	<b>€ 414 000</b>		<b>350</b>	<b>€ 131 250</b>	<b>1842%</b>



**BUSINESS  
AS UNUSUAL**



WE **EMPOWER**  
FUTURE IMPACT



[www-p3-group.com](http://www-p3-group.com)

TECHNOLOGY  
SOFTWARE  
CONSULTING