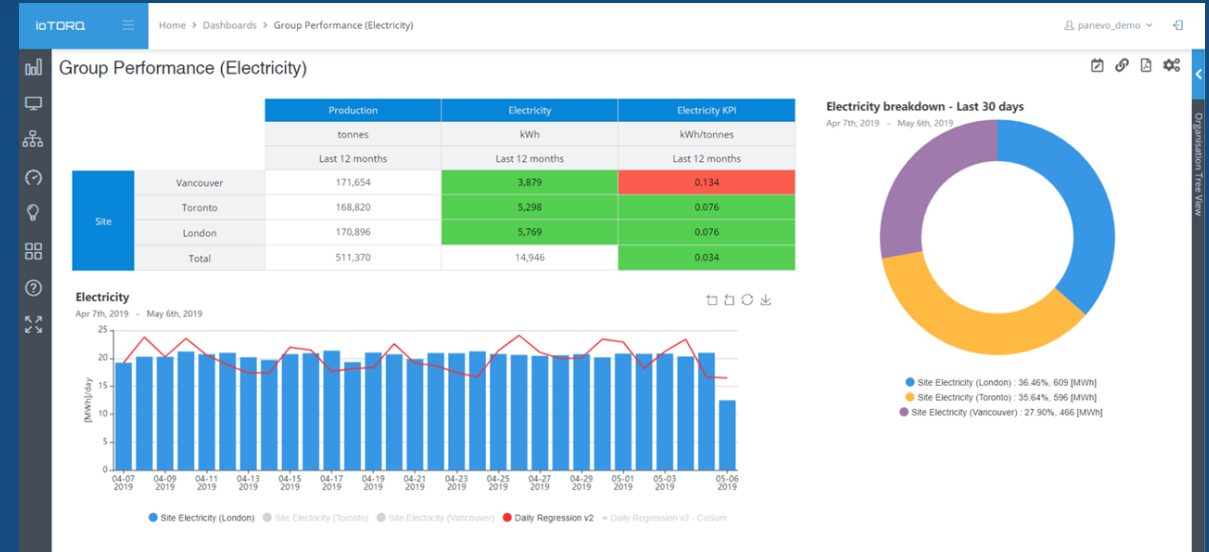


Introduction to ioTORQ EMIS



Contact us at:

- info@panevo.com
- www.panevo.com
- +1 604 563 4055
- © Panevo 2024

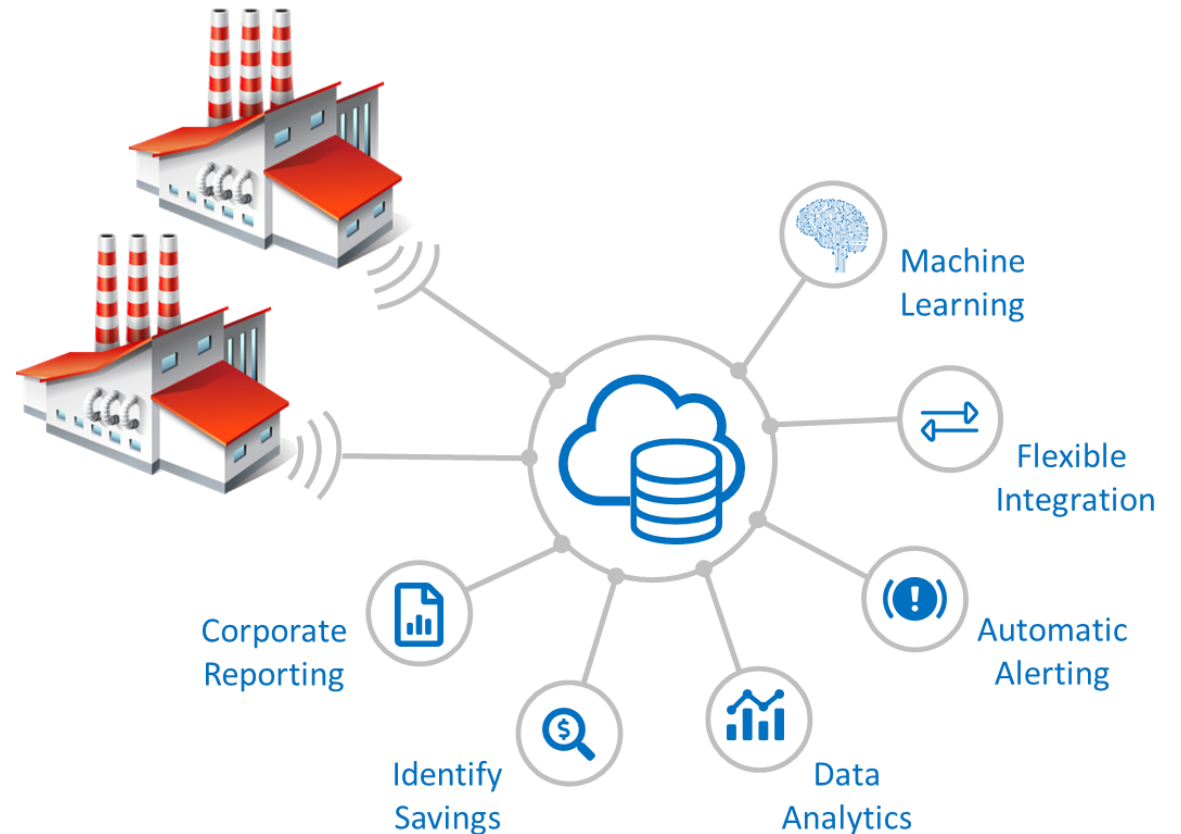
ioTORQ Overview

ioTORQ Energy Management Information System

integrates multiple data sources, real-time dashboards and AI-driven analytics to manage performance, engage stakeholders and drive performance gains.

Why use ioTORQ? Maximize cost savings, avoid losses, reduce risk and improve environmental compliance with our Microsoft Azure hosted cloud solution featuring:

- ✓ Single Sign On (SSO) available
- ✓ SOC II compliant systems
- ✓ Extensive cyber coverage



“ioTORQ offers maximum integration and reporting flexibility, while balancing ease of use with complex energy management and process optimization functions.”

Craig Holden - Panevo CEO



Unlock Operational Energy Savings

- ✓ Acquire Data → Visualize → Manage → Save
- ✓ Deploy with ISO 50001 Energy Management System

Enhance Corporate Reporting

- ✓ Generate auditable sustainability reports across your organization
- ✓ Increase data visibility to prioritize improvement projects

Measure & Achieve Sustainability Goals

- ✓ Benchmark facilities to understand and improve performance
- ✓ Create KPIs to monitor sustainability and cost-saving goals





Advanced Analytics

Detect billing errors and overcharging, determine cost drivers and identify savings opportunities



Automated Data Collection

Streamline administration by automating utility bill processing: collection, monitoring and payments



User Customization

From target setting to facility benchmarking, all reports, live dashboards, and presentations are user customizable



Machine Learning

Our advanced analytics module utilizes machine learning to enhance asset optimization and maximize cost savings




Automated Alerts

Set thresholds and receive real time notifications to ensure optimal asset, area or departmental performance



Sustainability Tools

Leverage market or location-based inventories to quantify emissions, set targets, and generate reports



Supported services and protocols include:

- Data import from PLCs, SCADA, process historians and databases
- Connect devices with OPC, OPC UA, Modbus (RTU/TCP), MQTT and Azure IoT Hub
- Data export to enterprise data warehouses and visualization tools, such as Microsoft Power BI
- Flexible API to connect 3rd party client applications



“With ioTORQ we have delivered performance gains across multiple of our facilities”

VP Continuous Improvement

“Panevo has delivered significant cost savings across our facilities”

VP CI & Corporate Responsibility

“With ioTORQ we have enabled operational cost savings and avoided losses”

Site Energy Leader

Global food processor

- ✓ This global top fifty food & beverage processor is top ten in their sector
- ✓ Panevo has implemented **ioTORQ EMIS** across their Canadian facilities resulting in performance monitoring of around \$50M of energy and water usage annually
- ✓ **With Panevo's support, the company has benefited from over \$2M of conservation incentives and is on track to achieve \$4M/year of ongoing savings**
- ✓ **ioTORQ EMIS** continues to be used to avoid losses, identify conservation projects and determine process loss reduction initiatives

"Panevo has delivered significant cost savings across our facilities, while improving our environmental compliance"

Environmental Affairs & Sustainability Director

Customer profile

- Sector : Food Processing
- Annual revenue > \$10Bn
- Countries served > 60
- Employees > 10,000

Hosting statistics

- System availability > 99.95%
- Concurrent users > 100
- Assets monitored > 1,000



About Panevo

Panevo enables companies achieve climate goals, mitigate risk, reduce cost & improve competitiveness

Services

-  Utility & Process Optimization Auditing
-  Engineering Support & Project Delivery
-  Utility Procurement & Bill Management

Background

- North America incorporation 2013
- Offices in Vancouver BC, Toronto ON and Chicago IL
- >750 projects completed

ioTORQ Software

-  EMIS - Energy Management Information System
-  UBM - Utility Bill Management
-  LEAN - Lean Manufacturing & OEE

- Certified ISO 50001 EnMS practitioners
- 100,000 tCO₂e emissions reduction, \$50M savings achieved and \$25M of incentives generated
- Microsoft One Commercial Partner



Disclaimer: This document has been prepared for the intended recipient ("The Company"), is of commercial value and confidential in nature. Panevo does not permit, in any way whatsoever, the use of information contained in this document by parties other than The Company. The Company cannot make copies of this document or extracts of it other than for internal use without Panevo's written consent. Copyright and all other intellectual property rights in the document are owned by Panevo.

© Panevo Services Limited 2024. All rights reserved. Panevo Terms & Conditions apply. Panevo means Panevo Services Limited and subsidiaries.