

asset[∞]

ASSET INFINITY

A new generation complete asset
life-cycle management system with
alerts and reminders to stakeholders

www.assetinfinity.com





WHAT WE DO


Asset Infinity is a **comprehensive asset management tool** that helps manage assets throughout their entire lifecycle.

Our solution provides **complete visibility and control over an organization's assets**, including advanced features like Enterprise Asset Management (EAM), Computerized Maintenance Management System (CMMS), asset audit and verification, and asset tracking.


With Asset Infinity, organizations can streamline their asset management processes, optimize their asset utilization, and reduce costs, ultimately driving **greater efficiency and profitability**.

OUR SOLUTIONS

This system is being used by more than 1000 customers across the world in different business verticals as follows



Manufacturing &
Retail companies



Airlines &
Automobile
Industry



Non-Profit
Organisations



IT & ITES companies



Universities and skill
centers



E-commerce
companies



Logistics and
Transportation



Banks and Insurance
companies



Government and
public sector
companies



Hotels & Hospitals



Food and Beverages – Quick Service Restaurants, Fine Dining, Banquets

OUR CLIENTS



Kingdom of the Netherlands




LAUREATE
INTERNATIONAL
UNIVERSITIES*






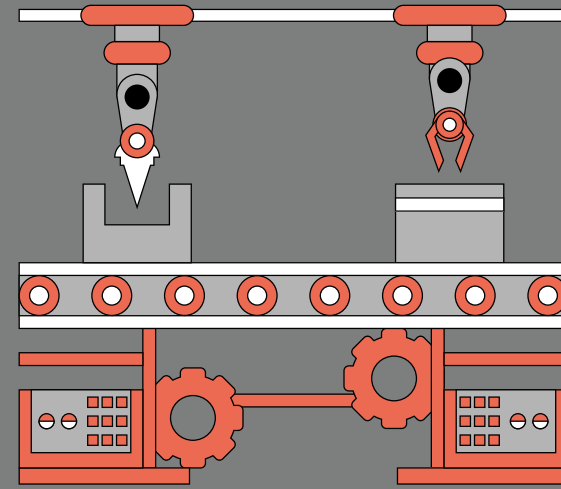
asset[∞]

THE PRODUCT

Information about our product, including its features, benefits, use cases.



TYPES OF ASSETS THAT NEED TO BE MANAGED



COMPLETE ASSET LIFE-CYCLE MANAGEMENT

Asset Procurement

- Parent and child locations
- Main and sub-categories of assets
- Vendor Management
- Purchase request
- Approval workflow
- Purchase orders
- Goods receiving
- Asset Creation
- Geo location mapping

Asset Tracking

- QR Code/ Barcode
- RFID/ BLE/ IoT
- Asset allotment with approval workflow
- Movement history of assets
- Audit log of all changes
- Custom fields
- Asset depreciation

Maintenance

- Maintenance schedules
- Email and phone alerts
- Service Helpdesk
- Breakdown Tickets
- Auto allotment to concerned teams
- Dashboard for open tickets
- Maintenance Cost analysis
- Breakdown Analysis

Inventory

- Item Master for spares and consumables
- Multiple inventory locations
- Re-order levels
- Inventory management
- Purchase and consumption reports

Audits & verification

- Self and aided audit
- Multiple parallel audits
- Mobile app for audit
- Scanning of QR code labels
- Instant Variance reports

Asset Retirement

- Define useful life of assets
- Alerts on reaching Asset End of life
- Asset Discard workflow
- Discard due to loss, thefts etc.

ASSET CENTRIC OPERATING MODEL CAN DELIVER HARD BENEFITS



- Shift from physical registers to cloud-based system
- Reduce ghost assets, thefts, losses
- Keep maintenance records up-to-date

Increase ROI on Capital Investments

Increase Transparency

- Manage unplanned maintenance activity
- Track planned maintenance activity
- Reduce breakdowns & failures
- Reduce required operating activity
- Lower risk exposure

Maintain Performance

Reduce Quantity of Work

- Higher resource utilization
- Improved productivity
- Lesser administrative activity
- Improved contract management
- Quick purchase decision

Lower Unit Cost

TECHNICAL FEATURES

Easy to use, Intuitive
User Interface

User-wise Configurable
Dashboards

Mobile Apps for iOS and
Android

Excel templates for data
import and export

Email and
phone notification

Role based application
access

AD integration
SAML 2.0 LDAP

RFID based tracking, IoT
integration

ESRI and Google Maps
integration

APIs for Integration

Configurable Approval work-
flow engine

Multi-lingual, Multi-currency,
Multi-tenant

Form designer for
customised forms

Single Sign-on (SSO), 2 factor
authentication

Configurable Reports and
Graphs

ASSET TRACKING & MANAGEMENT



- Location, Department, Employee-wise tracking
- Documentation at Check-in and Check-out
- Movement History of Assets
- Asset Tagging - Barcode/QR based labels
- Discarding of Assets at end of life

ASSET MANAGEMENT ON THE GO

Access Asset Infinity from anywhere on any device like desktop, laptop, mobile or tablet

Mobile app dashboard showing navigation options and status cards:

- Dashboards
- Add Asset
- Asset List
- New Ticket
- Schedules
- Scan
- 0 Pending Approvals
- 0 Pending Audits
- 18 Pending Activities
- 0 Pending Request Allocations
- 3 Pending Tickets

Desktop web application interface for Asset Management:

- Home
- Asset List
- Quick Links: Dashboards, Add Asset, Asset List, Schedules, Pending Approvals, IT Assets, Inventory, Help Desk, Purchase, Audits & Physical Verifications, Usage, Reports, Application Settings, Help & Support
- Asset List Table:

	Asset Name	Asset Image	Asset Code	Category
<input type="checkbox"/>	Macbook		AST202314670	IT Assets-Laptops
<input type="checkbox"/>	Power Automate Visitor Table 223		AST202314669	Furniture & Fixtures
<input type="checkbox"/>	Power Automate Visitor Table 123		AST202314668	Furniture & Fixtures
<input type="checkbox"/>	Macbook Z		AST202314667	IT Assets
<input type="checkbox"/>	Electric Starter Panel		AST201914660	Plant & Machinery
<input type="checkbox"/>	Laptop		AST201914658	IT Assets

© 2023 Asset Infinity



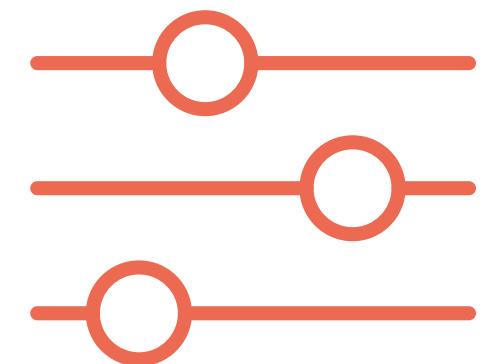
ASSET LIST WITH FILTERS

Get a list of all your assets at a single place. Filter your assets on the basis of locations, categories, departments, employees, status, condition or custom search

The screenshot displays the 'Asset List' page in the Asset Infinity application. The interface includes a sidebar with navigation options such as 'Dashboards', 'Add Asset', 'Asset List', 'Schedules', 'Pending Approvals', 'IT Assets', 'Inventory', 'Help Desk', 'Purchase', 'Audits & Physical Verifications', 'Usage', 'Reports', and 'Application Settings'. The main content area shows a table of assets with columns for 'Asset Name', 'Asset Image', 'Asset Code', and 'Category'. The assets listed are:

Asset Name	Asset Image	Asset Code	Category
Macbook		AST202314670	IT Assets>Laptops
Power Automate Visitor Table 223		AST202314669	Furniture & Fixtures
Power Automate Visitor Table 123		AST202314668	Furniture & Fixtures
Macbook Z		AST202314667	IT Assets
Electric Starter Panel		AST201914660	Plant & Machinery
Laptop		AST201914658	IT Assets

The interface also features a search bar, a 'Clear Filters' button, and a 'Showing 100 Records' indicator. The footer of the page reads '© 2023 Asset Infinity'.



ADDING NEW ASSETS

Creating new assets in Asset Infinity by adding a single asset or uploading multiple assets through a template or our own excel based interface

Add Asset

Asset Name *

Asset Image

Asset Code

Category *

Geo Location

Latitude

Longitude

Asset Location *

Status *

Select an option

→ Additional Information

→ Purchase Information

→ Financial Information

→ Allotted Information

Cancel Save

Assets

Asset

Assets

	Asset Name*	Asset Code	Latitude	Longitude	Category*	Asset Location*	Status*	Condition	Brand	Model	Linked Asset	Description	Serial No	Vendor Name	PO Number
1															
2															
3															
4															
5															
6															
7															
8															
9															
10															
11															

Cancel Save



Asset Transfer ✎ ↻ ✕

Details

Asset Code	Asset Name	Department	Condition	Current Owner
1 AST202314667	Macbook Z		New ✕ ▾	

Transfer Status * **Transfer To ***

In Use ▾ Select an option ▾ +

Department **Remarks**

Select an option ▾

Location * **Upload Files**

China Manufacturing Unit ✕ Attach files

Geo Location **Signature**

Latitude ▾ 📍

Longitude ▾ ✕

Department

Select an option ▾

Transfer CC

Select one or more option(s) ▾

Cancel
Update
Update & Print

ASSIGN & TRACK ASSETS

Check-in and Check-out assets to employees, locations, departments. Maintain a trail of movement of all assets from one place to other



YOUR COMPANY
LOGO HERE

Sign off sheet

XXXXXXXXXXXXXXXXXXXXX
XXXXXXXX.

Movement Date Time : 17/12/2016 12:15

Done By : John

Allotted

Asset	Allotted To	Allotted Upto	Locations	Status
Code : AST_2016_3_00000 39 Name : Semi - Automatic Strapping M/c Brand : Turbo Model : 2009 Serial No. : SUV4518	Peter	28-12-2016	Old : Australia New : Australia	In Use

SIGN-OFF SHEETS

Make sure you can print appropriate fixed asset-related forms/delivery sheets while transferring assets directly from \Asset Infinity to avoid unnecessary rekeying of data





HYATT-00001

TV DVD unit

Furniture & Fixtures



HYATT-00002

TV table

Furniture & Fixtures



HYATT-00001

TV DVD unit

ROOM - 101



HYATT-00002

TV table

Dubai

TAG ASSETS APPROPRIATELY

When a company owns multiple fixed assets that are nearly identical, it can be very easy to make mistakes by creating duplicate asset records or failing to dispose of the correct asset when identical assets are retired. Design your own barcode/QR code stickers with our built-in designer



Discarded/Sold Assets

Default View +

Delete Restore Asset

0 Row(s) selected x Clear Filters Showing 100 Records

	Asset Name	Asset Location	Category	Discard Date	Status
<input type="checkbox"/>	Adaptor	China Manufacturing Unit	IT Assets	16/01/2023	Lost
<input type="checkbox"/>	Power Automate Visitor Table 23	Head Office	IT Assets	04/01/2023	Write-Off
<input type="checkbox"/>	Power Automate Visitor Table 2	Head Office	Plant & Machinery	04/01/2023	Write-Off
<input type="checkbox"/>	Asset12345	China Manufacturing Unit	IT Assets	04/01/2023	Lost
<input type="checkbox"/>	Power Automate Visitor Table 1	Head Office	IT As		
<input type="checkbox"/>	Kitchen Sump	Head Office	Plant		
<input type="checkbox"/>	Fresh Air Fan Unit	Head Office	Plant		
<input type="checkbox"/>	Mobile	China Manufacturing Unit	IT As		

Discard Or Sell Assets

Details

Asset Code: AST202314667

Asset Name: Macbook Z

Sold Value: [input field]

Purchase Price: [input field]

Price Difference: [input field]

Reason: Select an option

Discard Date: 16/01/2023

Vendor Name: Select an option

Others: [input field]

Remarks: [input field]

Tax Group: Select an option

Upload Files: Attach file

Cancel Save Save & Print


ELIMINATE GHOST ASSETS

Ghost assets that are not identified can cause lost productivity because missing or unusable assets are not available when needed. Discard assets easily and mark them as lost, sold, stolen or any other custom status



Add Asset

Asset Name *
Macbook

Asset Image


Asset Code
AST202314670

Category *
Laptops

Asset Location *
Head Office

Geo Location
Latitude
Longitude

Status *
In Use

→ Additional Information

→ Purchase Information

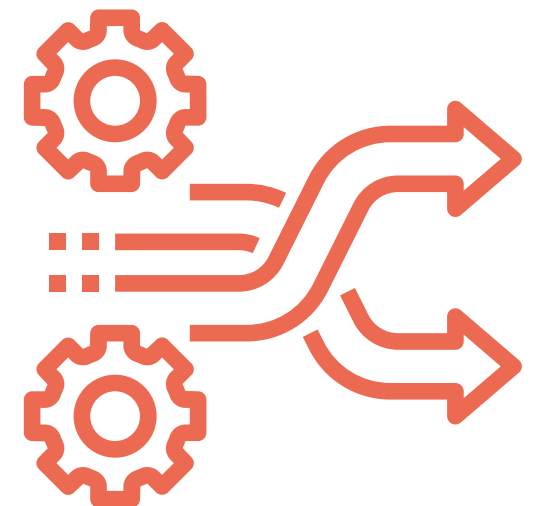
→ Financial Information

→ Allotted Information

Cancel Update

MODIFY ASSET

Change the layout of the entire screen. Add or remove sections as per your organization requirements. Restructure the entire form and mark important fields as mandatory.



ASSET MOVEMENT HISTORY

Creates a movement history trail to prevent loss or theft of assets

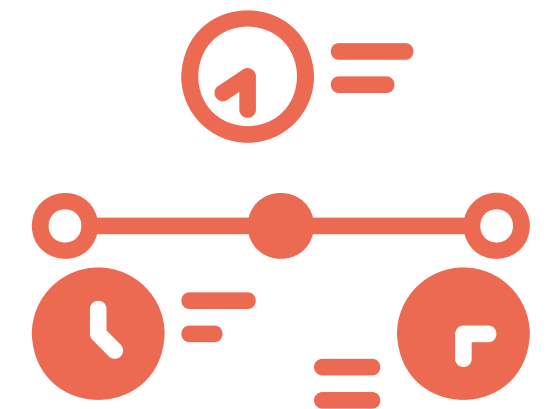
Movement History

Movement History Default View + </> 📄 📄 🔄 ☰

0 Row(s) selected x Clear Filters Showing 100 Records

Default Section <

Asset Code	Done By	From Location	Asset Name	To Location	Transfer Date	Condition
AST201914658	Jennifer Miller	Head Office > Ground Floor	Laptop	Head Office > Ground Floor	05/01/2023	Good
AST201914659	Jennifer Miller	Head Office	Axial Fan Unit	Head Office	05/01/2023	Good
AST202314669	Jennifer Miller	Central Warehouse	Power Automat...	Central Warehouse	04/01/2023	Damaged
AST201914660	Jennifer Miller	Head Office	Electric Starter ...	Head Office	04/01/2023	Good
AST202314668	Jennifer Miller	Central Warehouse	Power Automat...	Central Warehouse	04/01/2023	Good
AST202314667	Jennifer Miller	China Manufacturing Unit	Macbook Z	China Manufacturing Unit	04/01/2023	New



Depreciation Report

Default View +



Depreciation Method *

Straight Line

Calculate *

Year

Financial Start Month *

January

Financial Year *

Jan 2022-Dec 2022

Clear

Run Report

0 Row(s) selected ✕

Clear Filters

Showing 100 Records

Default Section <


Category	Location	Asset Code	OPENING AMT.	Asset Name	DER. AMT.	CAP. DATE	ACC. DER. AMT.	CAP. A
IT Assets	Pune	AST201914654	0	Printer	0		0	
Plant & Machinery	Bangalore	AST201914660	0	Electric Starter Panel	0		0	
Plant & Machinery	Bangalore	AST201914661	0	Fresh Air Fan Unit	0		0	
Plant & Machinery	Bangalore	AST201914662	0	Kitchen Sump	0		0	
Laptop	Bangalore	AST202014664	10000	DELL0001	2.72	14/06/2022	2.72	100
Furniture & Fixtures	Bangalore	AST202014666	1154.1	Samsung		29/03/2021		480
IT Assets	Bangalore	AST202014667	0	Microphone	0	13/01/2021	0	
IT Assets	Abcdef loc	AST202014668	0	Microphone	0		0	
Furniture & Fixtures	Bangalore	AST202014669	100	Printer	0.03	14/06/2022	0.03	100
Furniture & Fixtures	Bangalore	AST202014670	100	Printer	0.03	14/06/2022	0.03	100

1 to 100 of 88,464

Page 1 of 885

DEPRECIATION

Accurately calculate
monthly or yearly
depreciations



MAINTENANCE MANAGEMENT



- Defining preventive maintenance schedules
- Assign maintenance activities
- Monitoring maintenance activities
- Management of cost of maintenance
- Reminders & alerts for activities through mails, mobile notifications and SMS

✎ ↻ ✕

Schedule Activity


Asset ✕ AST202314670 (Macbook) ✕	Location * Head Office ✕
Activity Type * Inspection	Description Standard Check
User Group Select an option	Attach Files Attach files
Assignee * Jennifer Miller (jennifer.miller@test.com)	Custom Days 60
Occurs * Custom	Start Date * 11/01/2023
Activity Reminders * 2 days before	End Date 11/01/2024
Send emails to ✕ james.smith@test.com ✕	

→ Activity Details

Cancel Save

PREVENTIVE MAINTENANCE

Create maintenance schedules for single or multiple assets. Define your own type of activities that recur daily, weekly, monthly or yearly.



FLAGS & REMINDERS

Get alerts and reminders for planned maintenance activities. Check the status of activities by owner and type of activity. Record cost of maintenance along with related inventory to complete an activity



Update Activity Details

Asset Code: AST201914657 | Asset Name: AST201914657 (Laptop)

Location: Ground Floor | Vendor Name: Select an option

Attach Files: [Attach Files](#)

Send emails to: Select one or more option(s) | Activity Type: Inspection

Additional Charges: | Remarks:

Occurs: Monthly | Next Due Date: 05/03/2023

Due Date: 05/02/2023 | Mark as Done:

Assignee: Jennifer Miller (jennifer.miller@test.com) | Description:

User Group: Select an option

[Item Details](#) | [Checklist](#)

[Cancel](#) [Update](#)

Pending Activities

Activity List | List | Calendar | Default View

Activity Filter: Select an option

[Clear](#) [Run Report](#)

0 Row(s) selected | Clear Filters | Showing 100 Records

	Asset Code	Asset Name	Location	Activity Type	Activity Number	Status	Vendor
/ + -	AST202314691	DG Set	China Manufacturing Unit	Maintenance	A25	Overdue	
/	AST202314689	DG Set	China Manufacturing Unit	Utility	A25	Planned	
/	AST201914653	Printers	Central Warehouse	Utility	A23	Today	
/ + -	AST201914660	Electric Starter Panel	Head Office	Maintenance	A20	Overdue	Acme
/ + -	AST201914657	Laptop	Ground Floor	Inspection	A15	Planned	
/ + -	AST201914660	Electric Starter Panel	Head Office	Warranty Expiry	A14	Overdue	
/ + -	AST201914659	Axial Fan Unit	Head Office	Warranty Expiry	A13	Overdue	
/ + -	AST201914658	Laptop	Head Office	Warranty Expiry	A12	Overdue	
/ + -	AST201914657	Laptop	Head Office	Warranty Expiry	A11	Overdue	
/ + -	AST201914657	Laptop	Ground Floor	Calibration	A7	Overdue	

Pending Activities

Activity List List Calendar Default View </> 📄 📄 🔄 ☰

Activity Filter
Select an option

Clear Run Report

0 Row(s) selected x Clear Filters Showing 100 Records

Default Section <

	Asset Code	Asset Name	Location	Activity Type	Activity Number	Status	Vendor
✎ 🗑️	AST202314691	DG Set	China Manufacturing Unit	Maintenance	A26	Overdue	
✎	AST202314689	DG Set	China Manufacturing Unit	Utility	A25	Planned	
✎	AST201914653	Printers	Central Warehouse	Utility	A23	Today	
✎ 🗑️	AST201914660	Electric Starter Panel	Head Office	Maintenance	A20	Overdue	Acme
✎ 🗑️	AST201914657	Laptop	Ground Floor	Inspection	A16	Planned	
✎ 🗑️	AST201914660	Electric Starter Panel	Head Office	Warranty Expiry	A14	Overdue	
✎ 🗑️	AST201914659	Axial Fan Unit	Head Office	Warranty Expiry	A13	Overdue	
✎ 🗑️	AST201914658	Laptop	Head Office	Warranty Expiry	A12	Overdue	
✎ 🗑️	AST201914657	Laptop	Head Office	Warranty Expiry	A11	Overdue	
✎ 🗑️	AST201914657	Laptop	Ground Floor	Calibration	A7	Overdue	

ACTIVITY STATUS

Get a cost of maintenance done on an asset, asset category, by an assignee or a vendor.



COMPLAINT MANAGEMENT



- Ticket for reporting faults, breakdowns or complaints
- Allocation of tickets, tracking open tickets
- Capture ticket types, priority, user groups
- Breakdown records and history
- Record Inventory Consumptions

Manage Tickets Raise Ticket

All Tickets Ticket List

0 Row(s) selected Showing 100 Records

	Ticket No	Status	Created Date & Time	Asset Location	Ticket Group	Reported Date & Time	Assign
<input type="checkbox"/>			dd-mm-yyyy			dd-mm-yyyy	
<input type="checkbox"/>	TKT-202301053	Closed	05/01/2023 12:45 pm	Head Office	Maintenance Group	05/01/2023 12:44 pm	Jenni
<input type="checkbox"/>	TKT-202301042	Assigned	04/01/2023 07:41 pm	Head Office	Maintenance Group	04/01/2023 07:41 pm	Jenni
<input type="checkbox"/>	TKT-202005121	Assigned	12/05/2020 10:37 am	Ground Floor	Maintenance Group	12/05/2020 10:36 am	Jenni

Generate Ticket

Parent Ticket: Select an option

Asset Location: Head Office Asset: AST202314670 (Macbook)

Sub Status: Select an option

Ticket Type: OS Crash Ticket Group: IT Helpdesk

Assignee: James Smith (james.smith@test.com) Priority: Select an option

Reported Date & Time: 13/01/2023 10:23 AM Reported By: Jennifer Miller (jennifer.miller@test.com)

Upload Files: Attach file

Notify Reported By: Yes

Send emails to: james.smith@test.com

Description:

Cancel Save

TICKETS & COMPLAINTS

Raise tickets whenever a breakdown or failure occurs. Manage helpdesk and assign tickets to concerned employees.



REQUISITIONS & PURCHASE



- Purchase requisitions for assets or items
- Approval workflows for new asset purchase or old asset allotment
- Create Purchase orders from requests
- Receive goods against POs and create GRNs

PURCHASE REQUISITIONS

Employees can request for an asset they need, and managers can approve or reject basis availability and genuineness of request

Raise a Purchase Requisition

Request Type *
Asset request

Required Date
28/01/2023

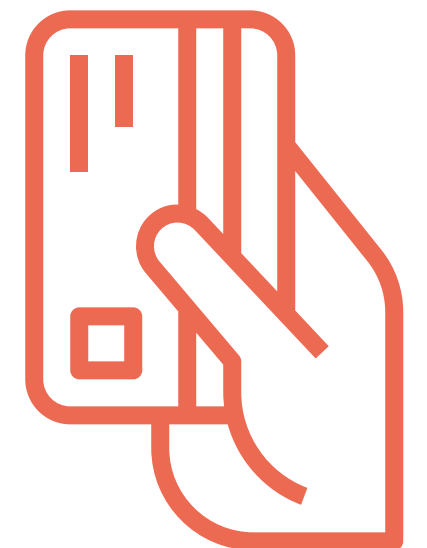
Requested On
16/01/2023

Upload File
Attach files

Location *
U.S.A

Requested By *
Select an option

Description



PURCHASE ORDERS

Create Purchase Orders based on the requisitions from employees and users. Directly send POs to vendors with tax, delivery location, delivery dates, etc.



Raise a Purchase Order

Request No

Vendor

Purchase Order #

Payment Terms *

Upload Files

Purchase Order Date *

Delivered Date *

Delivery Location *

RECEIVE GOODS

Receive Goods against PO's. System automatically updates the status of PO as open, partially received or closed. Received assets and items are automatically added into the system

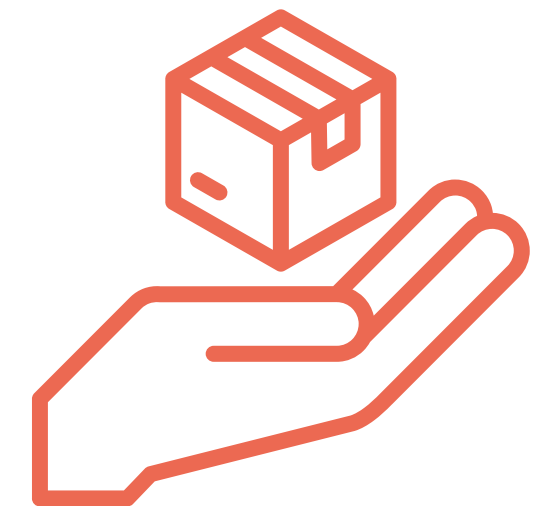
Receive Goods

Create Goods Received Note
Select a Purchase Order from the list to create a GRN


Default View ▼ +

0 Row(s) selected x Clear Filters Showing 100 Records

Default Section <						
	Purchase Order #	PO Value (WITHOUT TAX)	Purchase Order Date	PO Value (WITH TAX)	Status	Balance Value (WITHOUT TAX)
			dd-mm-yyyy			
+	PO120231	10	11/01/2023	10	Pending	




INVENTORY MANAGEMENT



- Maintain a list of inventory like consumables or spare parts
- Define re-order levels for each item
- Add, move or draw inventory from one location to another
- View all transactions at a single place

INVENTORY MANAGEMENT

Accurately tracks and optimizes store items and integrates with work orders.



Manage Inventory Default View + ↔ 📄 📄 🔄 ☰

Location ✓ ✕ **Category** ✓ ✕

Asset ▼ **Allotted To User** ▼

Clear Run Report

+ Add Inventory 📄 Move Inventory - Draw Inventory

0 Row(s) selected ✕ Clear Filters Showing 100 Records

Default Section <							
<input type="checkbox"/>	Item Code	HSN Code	Item	Available Stock	Amount	Scan By	Category
<input type="checkbox"/>							
<input type="checkbox"/>	AF		Air Filter	10	257.6	Pieces	
<input type="checkbox"/>	ITM120233		Router	12	852.6		IT Assets
<input type="checkbox"/>	ITE-20230501	XYZ-1029	Pendrive			Pieces	Laptops
<input type="checkbox"/>	ITM120235	ABC-Diesel	Diesel	1073	92205	Litre	Plant & Machinery
<input type="checkbox"/>	ITM120236	8775465	Pen	10	100	Pieces	IT Assets
<input type="checkbox"/>	one plus-001	oneplus co	mobile one plus	1034	22810	Pieces	Laptops

AUDITS & PHYSICAL VERIFICATIONS



- Self and Aided Audits
- Mobile based scanning of assets
- Geo-location capturing
- Automatic reporting of variances

AUDITS

Asset Infinity has an option of performing aided audits or self audits. Audits can be assigned to users based on asset category, location or department. Users can verify the assets through the mobile app or web app or by simply from their mail.



Manage Audits

Audit Type

Self
 Aided

Audit Name *

Start Date *

End Date *

Audit for fields

Select one or more option(s) ✓

Grid

Category	Location
<input type="text"/> ✓ ✕	<input type="text"/> ✓ ✕
Department	
Select one or more option(s) ✓	
1	+ ✕

Cancel Save

ROLES & PERMISSIONS

Setup roles with limited asset categories or locations view.
Define who does what.

Add Role & Provide Permissions

Role Name *

Description

Role Type *
Employee type roles see only the assets assigned to them Admin type roles see all the assets under the locations and categories selected here

Admin

Category

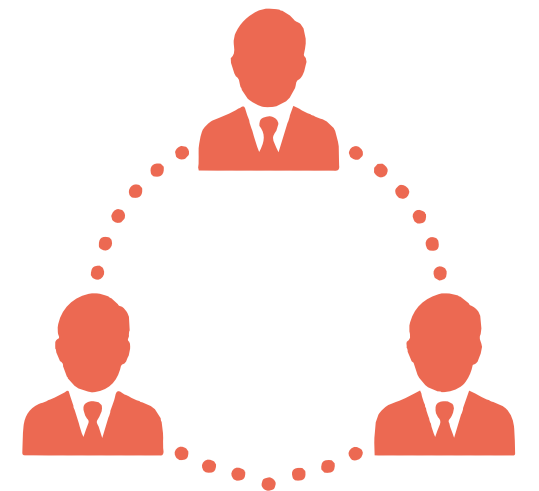
Asset Location *

Status

Permissions *

Allow In Role Vendor Yes

- Asset List
 - Asset Transfer
 - Asset View
 - Discard or Sell
 - Extend Validity
 - Generate Stickers




UTILITY MONITORING



- Manually track usage of your assets or location utilities like electricity, water, gas, etc.
- Record meter reading daily, weekly, monthly
- Consumption reports
- Receive warnings on crossing a reading on email, mobile or SMS

MOBILE APPS FOR IOS AND ANDROID



- Manage all your assets on mobile or tablets
- Add or update asset details
- Scan barcode/QR code using smartphone camera
- View pending activities, tickets assigned to you
- Close activities and tickets

MANAGEMENT FEATURES



EXPORT ALL REPORTS

All data from Asset Infinity can be exported to excel or copied to clipboard. Data always belongs to you

Asset List

Laptop View

Generate Stickers Asset Transfer Discard Asset Extend Validity Update Asset Schedule Ac

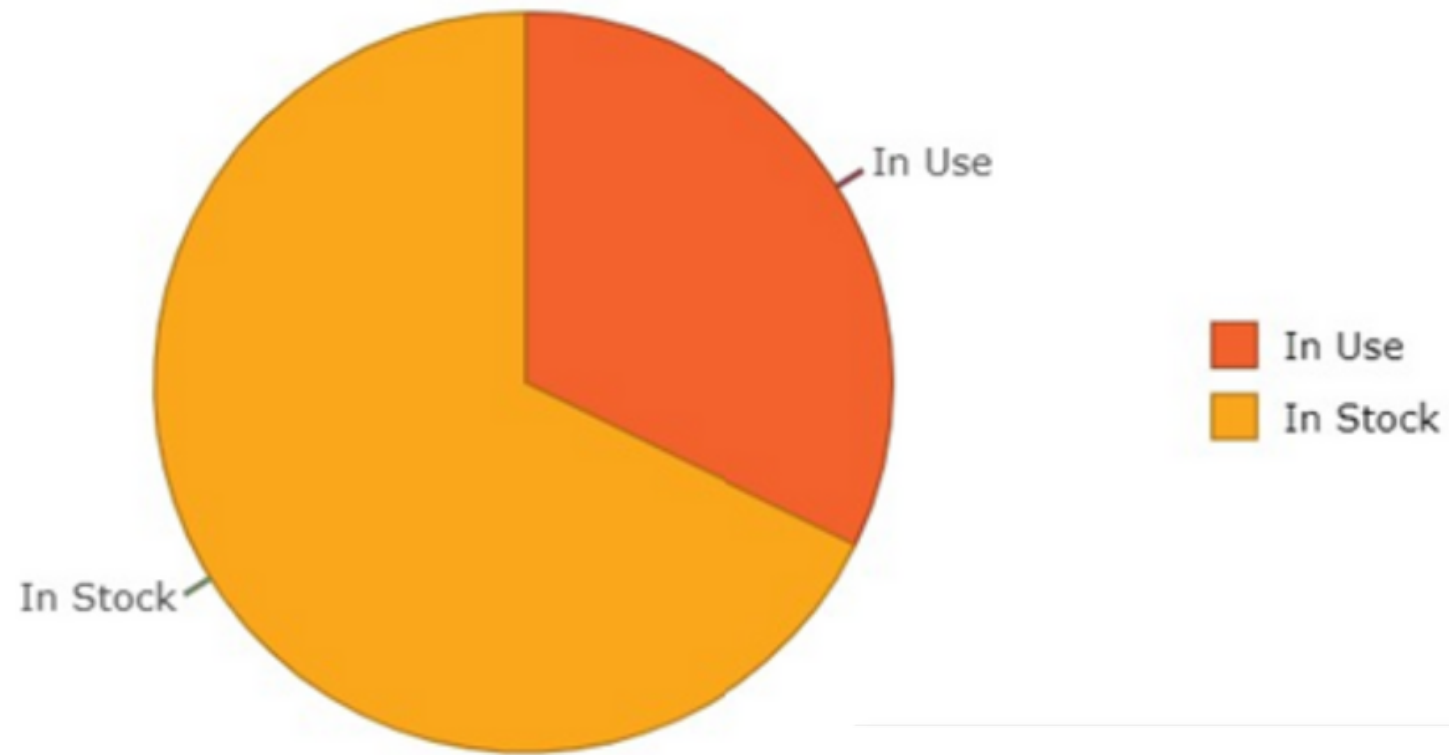
Export Excel Export PDF

0 Row(s) selected x Clear Filters Showing 100 Records

Default Section <							Additional Inform
<input type="checkbox"/>	Asset Code	Asset Name	Category	Asset Location	Status	Brand	
<input type="checkbox"/>							
<input type="checkbox"/>	AST202314670	Macbook	IT Assets>Laptops	Head Office	In Use		
<input type="checkbox"/>	AST202314667	Macbook Z	IT Assets	China Manufacturing Unit	In Stock		
<input type="checkbox"/>	AST201914658	Laptop	IT Assets	Head Office>Ground Floor	In Use	HP	
<input type="checkbox"/>	AST201914657	Laptop	IT Assets	Head Office>Ground Floor	In Use	HP	
<input type="checkbox"/>	AST201914656	Mobile	IT Assets	Head Office	In Stock	Sony	
<input type="checkbox"/>	AST201914654	Printer	IT Assets	Head Office>Ground Floor	In Use	HP	
<input type="checkbox"/>	AST201914653	Printers	IT Assets	Head Office	In Stock	HP	



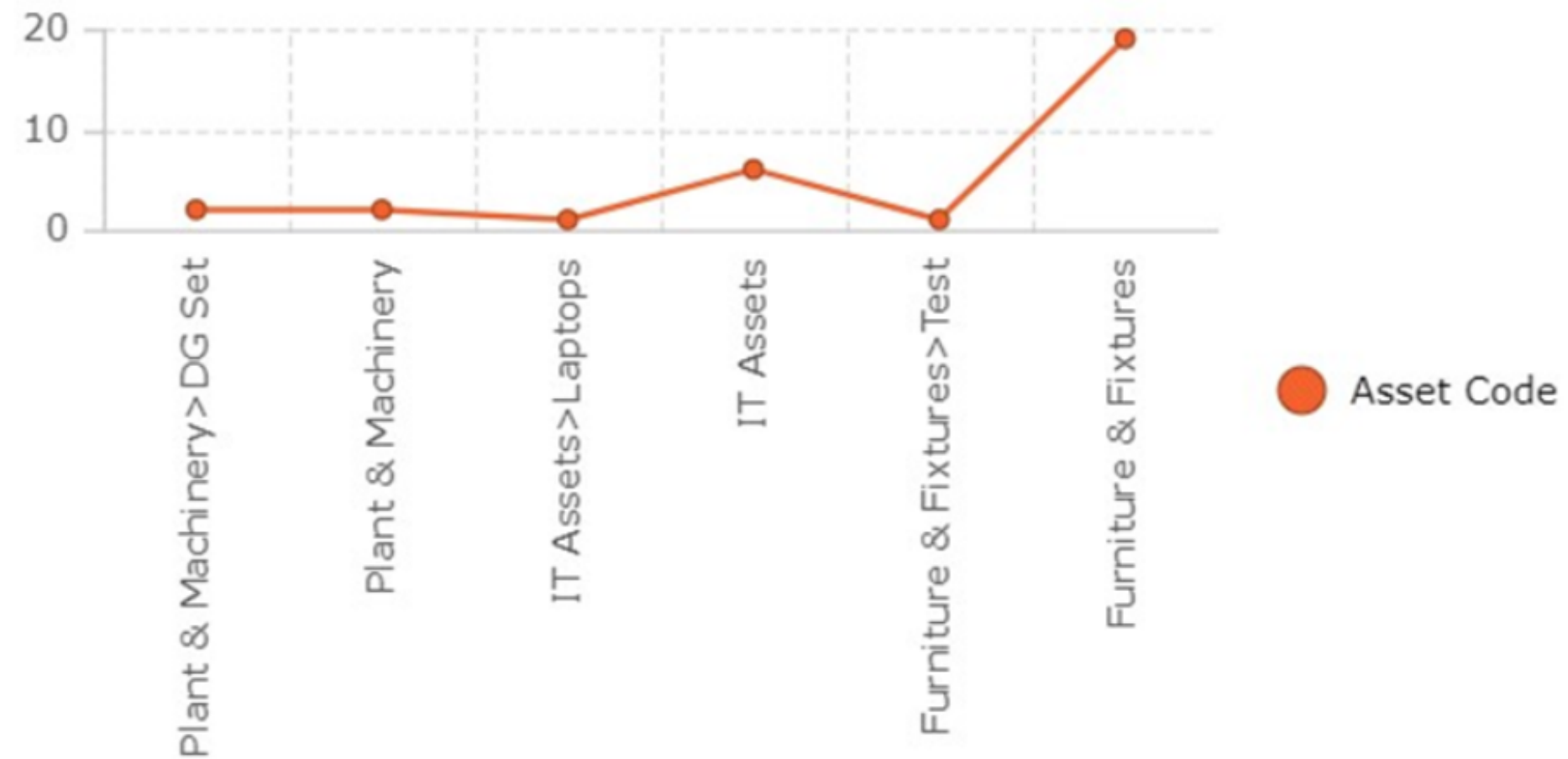
Status Wise Count of Assets



CHARTS & GRAPHS

Get an insight on the asset management in your organization with detailed charts and graphs

Category wise asset count



CONFIGURABLE WORKFLOWS

Add workflows on top of every action in the system like adding new assets, creating tickets, transferring assets.

Manage Workflow

Role *
Select one or more option(s) ✓

Form *
Select an option

Form Action
Select an option

No results found

Select an option

Values

1

Workflow Level

Approval Based On *
Select an option

User Type / Workflow Admin's User Role *
Select an option

Reporting Level *
Select an option

Default Transfer Duration
Select an option

Send Reminder

Escalate to next level

Can Modified Field ?
Select one or more option(s) ✓

Approval Required Yes

Closed Workflow Yes

Additional Role

Additional User





INTEGRATIONS

Asset Infinity is built on REST API and can be integrated with any third party application using REST APIs.

Asset Infinity also supports integrations with Microsoft AD and SAML for authentication.





SUPPORT AND SECURITY

Essential to safeguard the accuracy of your largest investment data, not only from other organizations but also from internal stakeholders & leaks.

REGULAR SOFTWARE UPDATES

Accommodating changes and enhancing the product is an ongoing process. The more we update, the richer and more robust the application becomes



SUPPORT AND KNOWLEDGE BASE

For all your queries and how-to's, talk to our dedicated support cell or view our documentation and help articles on our support portal. Using an application was never this easy.

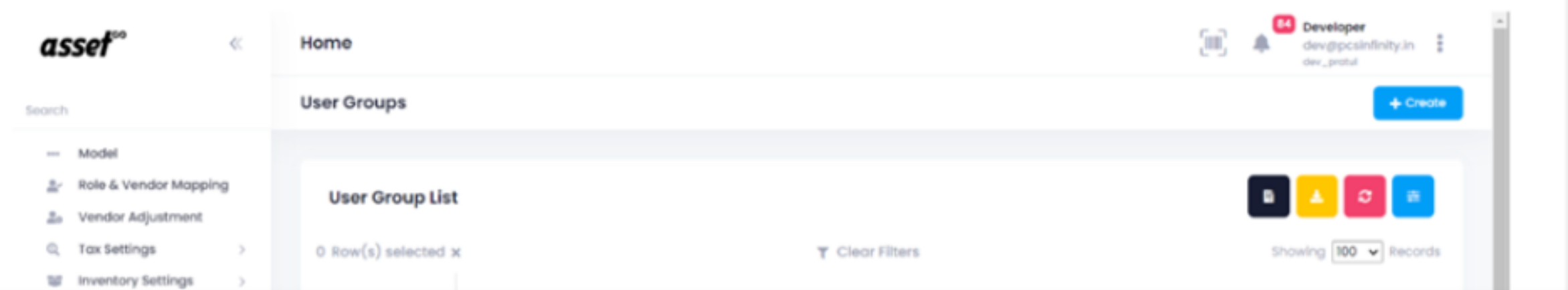
User Groups

💡 Application Settings>Helpdesk & Maintenance Settings>User Groups


How to create a new 'User Group'?

User groups enable a company's customers to interact and address issues about specific products and services together and with support staff


To create a new user group, user needs to navigate to Application Settings>Helpdesk & Maintenance




The screenshot displays the 'asset' application interface. The top navigation bar includes the 'asset' logo, a home icon, and a user profile for 'Developer' with the email 'dev@pcsinfinity.in'. The main content area is titled 'User Groups' and features a '+ Create' button. Below this is a 'User Group List' table with '0 Row(s) selected' and a 'Clear Filters' button. The bottom right of the table shows 'Showing 100 Records'. A sidebar on the left contains a search bar and a list of menu items: Model, Role & Vendor Mapping, Vendor Adjustment, Tax Settings, and Inventory Settings.



SECURITY



We ensure the confidentiality and integrity of customer data with industry best practices. Asset Infinity servers are hosted at Microsoft Azure Tier IV or III+, SSAE-16, PCI DSS, or ISO 27001 compliant facilities




All communications with Asset Infinity servers are encrypted using industry standard HTTPS over public networks, meaning the traffic between you and Asset Infinity is secure.



Asset Infinity employs third-party security experts to perform detailed penetration tests on different applications within our family of products.

GET IN TOUCH



+1-855-823-2600
+91-9798-500-500



sales@assetinfinity.com



www.assetinfinity.com

[SCHEDULE
A DEMO](#)

[START 14-DAY
FREE TRIAL](#)