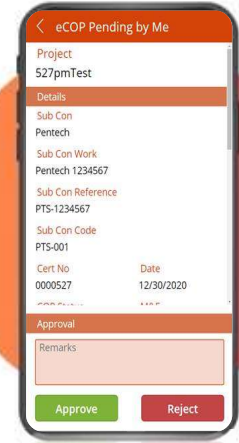
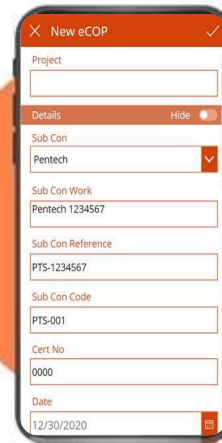
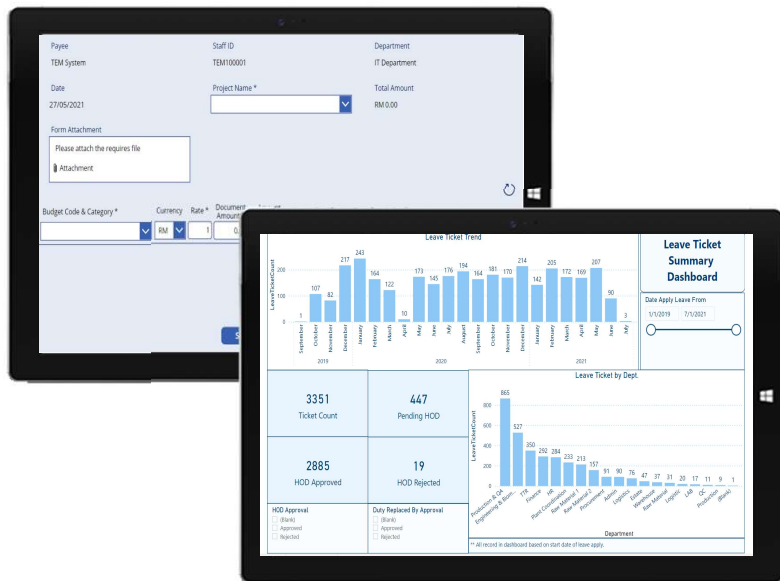


Solve your business problems quickly, tailor made based on your needs.

Create, Fill, Submit, Approve all in **ONE** App.

Speed up your submission process and focus on high value task to **increase productivity**.



Inspiring innovation, maintaining control

Solve your business problems quickly, tailor made for your needs.

Claim made to be easy.
Submit / Approve from anywhere.
Attach File or Capture using Camera.
Data can be export.

The screenshot shows a mobile application interface for a claim submission form. The form is displayed on a tablet screen and contains the following fields and controls:

- Payee:** TEM System
- Staff ID:** TEM100001
- Department:** IT Department
- Date:** 27/05/2021
- Project Name *:** A dropdown menu with a blue arrow icon.
- Total Amount:** RM 0.00
- Form Attachment:** A section with a text box containing "Please attach the requires file" and an "Attachment" button with a paperclip icon.
- Budget Code & Category *:** A dropdown menu.
- Currency:** RM (dropdown menu)
- Rate *:** 1
- Document Amount *:** 0.00
- Amount (RM):** 0.00
- Invoice No. / Receipt No.:** A text input field.
- Description *:** A text input field.
- Navigation:** A refresh icon (circular arrow) and a save icon (floppy disk) are located on the right side of the form.
- Buttons:** "SUBMIT" and "CANCEL" buttons are located at the bottom of the form.

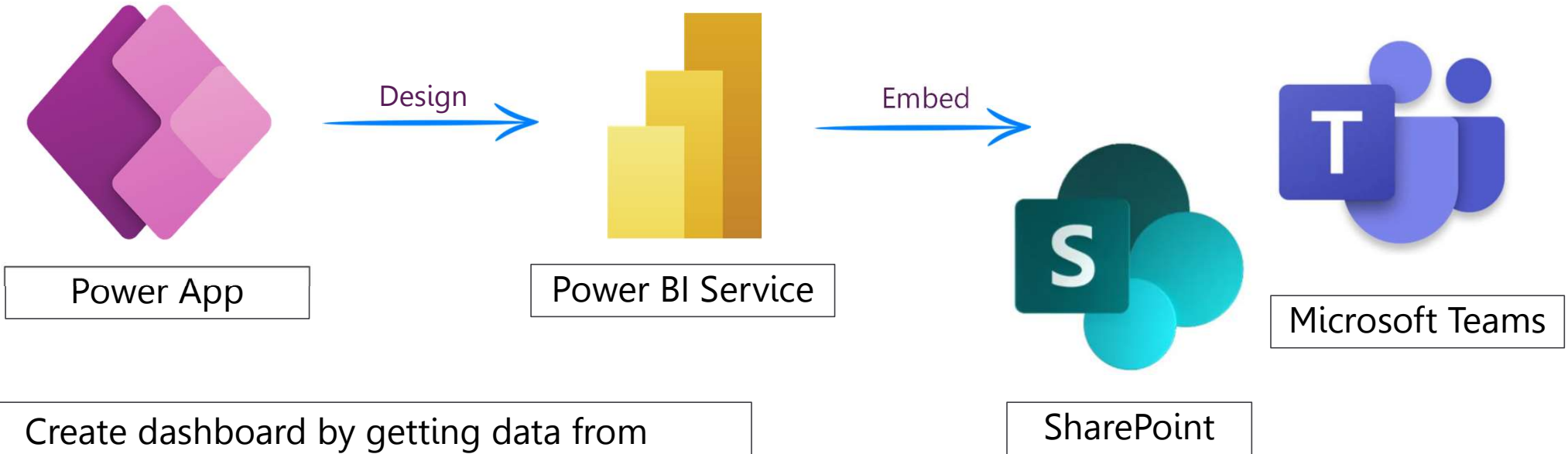
Inspiring innovation, maintaining control

Solve your business problems quickly, tailor made for your needs.

Data from Power App.
Enterprise Standard Chart View.
Online Report.
Secure.
Slider enable.
Change on demand.



Power Apps X Power BI



- Create dashboard by getting data from SharePoint List
- Dashboard can be accessed through Microsoft Teams & SharePoint