

Power BI

Adoption & Readiness

1-Hour Assessment

people^{TECH}




A Quest Global Company

Understanding Your Current Business Intelligence Posture for Rapid Growth and Performance

Why Power BI?

Power BI serves as the central hub of business intelligence for organizations, enabling data-driven decision-making and aligning performance-based goals across decision-makers, individual contributors, and partners. As reporting initiatives grow, organizations often face challenges in scaling, security, sharing, deployment, and management. This workshop helps you assess your current business intelligence landscape and explore actionable improvements for rapid growth.

Workshop Objectives

-  Understand: Feasibility and benefits of end-state reporting goals using Power BI.
-  Review: Future potential issues and remediation plans regarding architecture, audience, and KPIs.
-  Discuss: Strategies for achievable sprints by features, resources, and priorities.

Agenda



Overview

- Introductions.
- Share common Power BI business report-sharing scenarios (handout).
- Review past business and technical successes and challenges.



Current

- Discuss current business and technical satisfaction with the reporting environment.
- Review client diagrams, workflows, and report samples.
- Assess reporting roles, data load, maturity level, and capabilities.



Vision

- Explore the feasibility and benefits of achieving end-state reporting goals.
- Review potential future issues and remediation plans (architecture, audience, KPIs).
- Discuss strategies for achievable sprints by features, resources, and priorities.



Benefits of Migration to Microsoft Fabric

01

Unified Data Platform

Combines all analytics workloads with consistent storage for simplified data management.

02

Seamless Power BI Integration

Connects directly with Power BI for real-time insights and seamless reporting.

03

Cross-Cloud and Multi-Source Data Management

Provides multi-cloud data access with centralized governance for compliance.

04

Advanced Real-Time Analytics Capabilities

Optimized for fast, scalable analytics with KQL and streaming capabilities.

05

Improved Collaboration and Productivity

Simplifies teamwork with integrated AI tools and shared environments.

At a Glance



Focus Areas:

Technical architecture, business intelligence reporting capacity, and solution visioning for build-out and adoption using Power BI.



Deliverable:

Comprehensive notes and diagrams with recommendations to improve reporting architecture, security, and visual design.

Duration
1-hour assessment.



Who Should Attend?

- ✓ Decision-makers responsible for driving organizational reporting strategy.
- ✓ Data architects and business intelligence teams looking to scale and optimize Power BI adoption.

people✶**TECH**
A Quest Global Company

If you are thinking about leveraging your data for better efficiency and collaboration, this online workshop is for you!"



USA : +1 425 354 3456
INDIA : +91 40 66071200



18300 NE Union Hill Road
Suite 210 Redmond, WA 98052



Info@peopletech.com
www.peopletech.com