
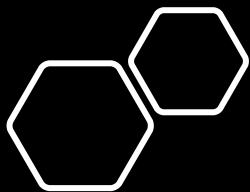




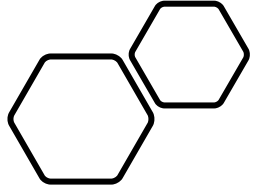
Vacation request and time tracking





Contents

- Who we are
- Solution Overview
- How it works

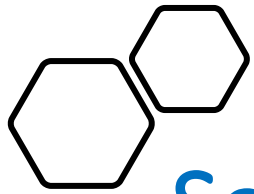


2 Partners, One Team



Who we are

- Pepas Cloud has been Microsoft Silver Partner since 2018 and Microsoft Certified Training Center since 2017.
- Over 160 customers from 5 up to 27000+ employees in Romania and abroad.
- Our team of experts has large experience with complex Cloud infrastructure, Low code apps and Business Intelligence projects.
- One of the most experienced Microsoft Power Apps Partner in Romania, with an experience of over 5 years on the market.




Solution Overview

- Application built for Vacation requests and Time tracking
- Build in Power Apps, free integrated in Teams
- Can be tailored to specific needs of each customer
- Can be built in less than one month
- The application can be accessed from PC and mobile devices



Solution Overview – application functionalities



- The approval/rejection of the request will send an email to the user who created the request
- Possibility of document attachment functionality for requests and viewing them in the SharePoint site
- Possibility to filter by employee name, project and activity
- You can add the period when of the activity - start date/end date
- Email notification to the approver when a request is created
- Possibility to add the link for the application in the notification to approvers when a request has been created.

How it works – User experience

Step 1: The users enter the app and click the button “Add vacation Request”

Vacation request

Cereri concediuTime TrackingCereri pontareNomenclatoare

01.02.202328.02.2023

Adauga cerere concediu

Zile concediu ramase: 0 zile.

Tip concediu...	Aprobator	De la	Pana la	Status	
Tip Concediu 1	Berta Nicolae Pepas Cloud	07.02.2023	13.02.2023	In procesare	
Tip Concediu 2	Ionut Dragnea Pepas Cloud	01.02.2023	08.02.2023	In procesare	

* Tip concediu

* Aprobator 1

Aprobator 2

* De la

* Pana la

Detalii

Renunta

Salveaza

Step 2: After, they will need to complete the required fields and submit it

n request

Cereri concediuTime TrackingCereri pontareNomenclatoare

01.02.202328.02.2023

Adauga cerere concediu

Zile concediu ramase: 0 zile.

U...	Aprobator	De la	Pana la	Status	
1	Berta Nicolae Pepas Cloud	07.02.2023	13.02.2023	In procesare	
2	Ionut Dragnea Pepas Cloud	01.02.2023	08.02.2023	In procesare	

Tip concediu

Tip Concediu 1

Aprobator 1

Berta Nicolae | Pepas Cloud

Aprobator 2

Ionut Dragnea | Pepas Cloud

De la

07.02.2023

Pana la

13.02.2023

Detalii

request

How it works – User experience

Step 3: The users can add a timesheet request, and see all their requests and their status on the Time Tracking page

vacation request Cereri concediu **Time Tracking** Cereri pontare Nomenclatoare

Time tracking

01/01/2023 - 31/12/2023 Add a timesheet request

Project test 7 activity x Andrei Stefan | Pepas Cloud 01.02.2023 28.02.2023 In procesare

Day	1	2	3	4	5	6	7	8	9	10	11	12	13	14	15	16	17	18	19	20	21	22	23	24	25	26	27	28	Worked	Leave	Total
Day 1	8	8	8	8	8	8	8	8	8	8	8	8	8	8	8	8	8	8	8	8	8	8	8	8	8	8	8	160	0	160	

Project test 7 activity x Mihai Civilu | Pepas Cloud 01.02.2023 28.02.2023 Draft

Day	1	2	3	4	5	6	7	8	9	10	11	12	13	14	15	16	17	18	19	20	21	22	23	24	25	26	27	28	Worked	Leave	Total
Day 1	8	8	8	8	8	8	8	8	8	8	8	8	8	8	8	8	8	8	8	8	8	8	8	8	8	8	8	160	0	160	

Step 4: After completing all the details the users can submit their request

Timesheet details Period

February 2023

Monday	Tuesday	Wednesday	Thursday	Friday	Saturday	Sunday
		01.02.2023 8	02.02.2023 8	03.02.2023 8	04.02.2023 H/W	05.02.2023 H/W
06.02.2023 8	07.02.2023 8	08.02.2023 8	09.02.2023 8	10.02.2023 8	11.02.2023 H/W	12.02.2023 H/W
13.02.2023 8	14.02.2023 8	15.02.2023 8	16.02.2023 8	17.02.2023 8	18.02.2023 H/W	19.02.2023 H/W
20.02.2023 8	21.02.2023 8	22.02.2023 8	23.02.2023 8	24.02.2023 8	25.02.2023 H/W	26.02.2023 H/W
27.02.2023 8	28.02.2023 8					

Back Save as draft Send the timesheet request

How it works - Administration

Step 5: The admin can see all the vacation requests, can also delete, approve or decline them

Vacation request **Cereri concediu** Time Tracking Cereri pontare Nomenclatoare

Cereri concediu

01.01.2023 - 01.12.2023

Tip concediu...	Angajat	De la	Pana la	Status
Tip Concediu 2	Berta Nicolae	01.02.2023	08.02.2023	In procesare
Tip Concediu 1	Berta Nicolae	07.02.2023	13.02.2023	In procesare

Nume utilizator: Berta Nicolae, Numar zile: 6

Tip concediu: Tip Concediu 2

Aprobator 1: Ionut Dragnea | Pepas Cloud

Aprobator 2: Berta Nicolae | Pepas Cloud

De la: 01.02.2023, Pana la: 08.02.2023

Detalii: request

Vacation request **Cereri concediu** Time Tracking Cereri pontare Nomenclatoare

Cereri concediu

01.01.2023 - 01.12.2023

Tip concediu...	Angajat	De la	Pana la	Status
Tip Concediu 2	Berta Nicolae	01.02.2023	08.02.2023	In procesare
Tip Concediu 1	Berta Nicolae	07.02.2023	13.02.2023	In procesare

Nume utilizator: Berta Nicolae, Numar zile: 6

Tip concediu: Tip Concediu 2

Aprobator 1: Ionut Dragnea | Pepas Cloud

Aprobator 2: Berta Nicolae | Pepas Cloud

De la: 01.02.2023, Pana la: 08.02.2023

Detalii: request

Doriti sa aprobat/respingeti cererea utilizatorului Berta Nicolae in perioada 01.02.2023 - 08.02.2023 (6 zile) ?

Aproba Respinge

How it works - Administration

Step 6: The admin/project manager can see all the schedule requests, can also delete, approve or decline them

Vacation requestTime TrackingCereri pontare

Cereri pontare

01/01/2023 - 31/12/2023

Project...

Activity

Employee

From

Up to

Status

Project test 7

activity x

Berta Nicolae

01.02.2023

28.02.2023

In procesare

Day 1	Day 2	Day 3	Day 4	Day 5	Day 6	Day 7	Day 8	Day 9	Day 10	Day 11	Day 12	Day 13	Day 14	Day 15	Day 16	Day 17	Day 18	Day 19	Day 20	Day 21	Day 22	Day 23	Day 24	Day 25	Day 26	Day 27	Day 28	Worked	Leave	Total
8	8	8	H/W	H/W	8	8	8	8	8	H/W	H/W	8	8	8	8	8	H/W	H/W	8	8	8	8	H/W	H/W	8	8	160	0	160	

Vacation requestTime TrackingCereri pontare

Cereri pontare

01/01/2023 - 31/12/2023

Project...

Activity

Employee

From

Up to

Status

Project test 7

activity x

Berta Nicolae

01.02.2023

28.02.2023

In procesare

Day 1	Day 2	Day 3	Day 4	Day 5	Day 6	Day 7	Day 8	Day 9	Day 10	Day 11	Day 12	Day 13	Day 14	Day 15	Day 16	Day 17	Day 18	Day 19	Day 20	Day 21	Day 22	Day 23	Day 24	Day 25	Day 26	Day 27	Day 28	Worked	Leave	Total
8	8	8	H/W	H/W	8	8	8	8	8	H/W	H/W	8	8	8	8	8	H/W	H/W	8	8	8	8	H/W	H/W	8	8	160	0	160	

×

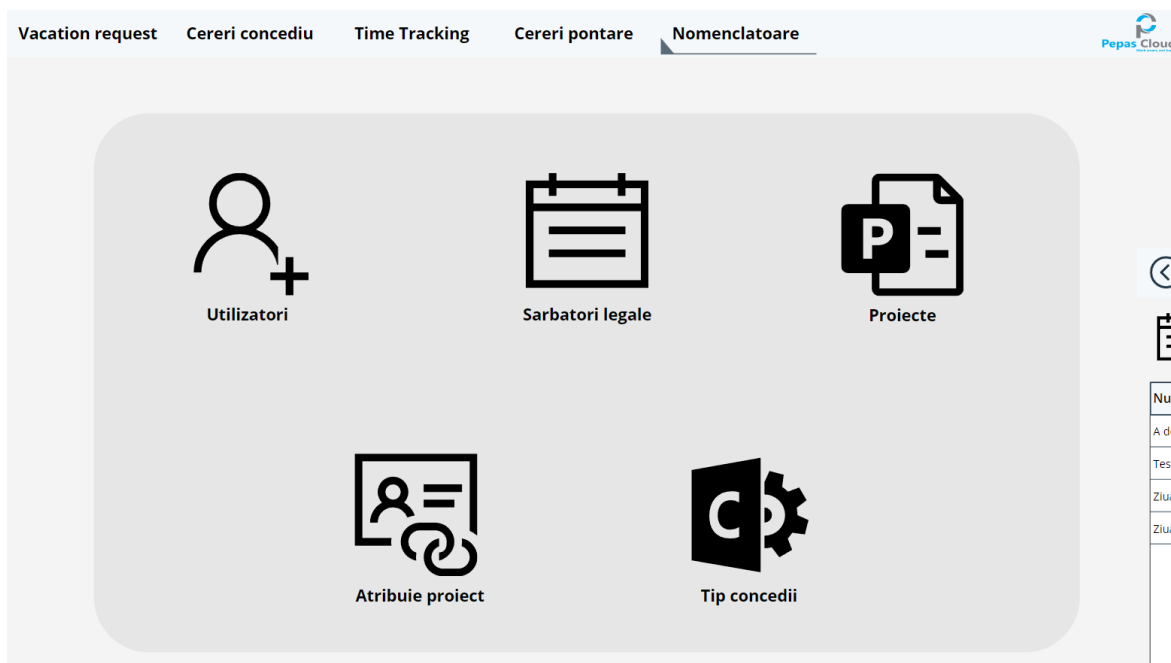
Do you want to approve/reject the user's request Berta Nicolae during the period 01/02/2023 - 28/02/2023 ?

Approve

Reject

How it works - Administration

Step 7: One simple interface for the admin, they can add, edit and delete legal days off, types of vacation






The screenshot shows the "Sarbatori legale" (Legal Holidays) management page. It features a table with two columns: "Nume sarbatoare" (Holiday Name) and "Data sarbatoare" (Holiday Date). There are four rows of data, each with an edit icon in the rightmost column. A button labeled "Adauga sarbatoare noua" (Add new holiday) is located in the top right corner of the table area. The Pepas Cloud logo is visible in the top left corner of the page header.

Nume sarbatoare	Data sarbatoare	
A doua zi de Rusalii	13.06.2022	
Test	11.04.2022	
Ziua copilului	01.06.2022	
Ziua muncii	21.04.2022	









How it works - Administration



Step 8: The admin can add and assign roles to users, and also set status for them


 

 Users

Creeaza utilizator nou

Nume utilizator	E-mail	Rol	Zile Concediu	
Alin Vlad Jr. Pepas Cloud	alin.vlad@pepascloud.com	Administrator	ZILE TOTAL: 0	
Ana Maria Radu Pepas Cloud	anamaria.radu@pepascloud.com	Administrator	ZILE TOTAL: 0	
Andrei Stefan Pepas Cloud	andrei.stefan@pepascloud.com	Manager proiect	ZILE TOTAL: 20	 INACTIV
Berta Nicolae Pepas Cloud	berta.nicolae@pepascloud.com	Administrator	ZILE TOTAL: -6	
Daniel Toma Pepas Cloud	daniel.toma@pepascloud.com	Administrator	ZILE TOTAL: 18	
Diana Nechita Pepas Cloud	diana.nechita@pepascloud.com	Administrator	ZILE TOTAL: 0	
Ionut Dragnea Pepas Cloud	ionut.dragnea@pepascloud.com	Administrator	ZILE TOTAL: 20	
Mihai Civilu Pepas Cloud	mihai.civilu@pepascloud.com	Administrator	ZILE TOTAL: 20	

 Users

Creeaza utilizator

Nume utilizator	E-mail	Rol	Zile Concediu
Alin Vlad Jr. Pepas Cloud	alin.vlad@pepascloud.com	Administrator	ZILE TOTAL: 0
Ana Maria Radu Pepas Cloud	anamaria.radu@pepascloud.com	Administrator	ZILE TOTAL: 0
Andrei Stefan Pepas Cloud	andrei.stefan@pepascloud.com	Manager proiect	ZILE TOTAL: 20
Berta Nicolae Pepas Cloud	berta.nicolae@pepascloud.com	Administrator	ZILE TOTAL: -6
Daniel Toma Pepas Cloud	daniel.toma@pepascloud.com	Administrator	ZILE TOTAL: 18
Diana Nechita Pepas Cloud	diana.nechita@pepascloud.com	Administrator	ZILE TOTAL: 0
Ionut Dragnea Pepas Cloud	ionut.dragnea@pepascloud.com	Administrator	ZILE TOTAL: 20
Mihai Civilu Pepas Cloud	mihai.civilu@pepascloud.com	Administrator	ZILE TOTAL: 20

Nr. contract

Data contract

Data incepere contract

E-mail

* Nume

* Rol

Funcția

Norma

Concediu restant

Concediu an curent



TOTAL ZILE: 0


Renunta

Creeaza utilizator





How it works - Administration



Step 8: The admin can add and assign projects to users


 

 **Proiecte**









Creeaza proiect nou

Nume proiect	Activitati	Manager proiect	
Proiect test 4	A2. Test avc	Mihai Civilu Pepas Cloud	
Proiect test 3	A1. Teste activitate 4	Mihai Civilu Pepas Cloud	
Proiect test 2	A1. Teste activitate 2, A2. Teste activitate 3	Mihai Civilu Pepas Cloud	
Proiect test 1	A1. Teste activitate 1	Mihai Civilu Pepas Cloud	

 **Atribuire proiect**

Atribuire proiect

Nume angajat	Proiect	Activitate	Ore/zi	Ore/luna	Ore alocate	Ore ramase	
Daniel Toma Pepas Cloud	Proiect test 1	A1. Teste activitate 1 (Activitate expirata)	4		200	200	
Andrei Stefan Pepas Cloud	Proiect test 2	A1. Teste activitate 2 (Activitate expirata)	40	4	200	200	
Andrei Stefan Pepas Cloud	Proiect test 2	A2. Teste activitate 3 (Activitate expirata)	4	40	300	300	
Andrei Stefan Pepas Cloud	Proiect test 3	A1. Teste activitate 4 (Activitate expirata)	2	40	200	200	
Mihai Civilu Pepas Cloud	Proiect test 4	A2. Test avc (Activitate expirata)	4	50	400	400	
Mihai Civilu Pepas Cloud	Proiect test 2	A2. Teste activitate 3 (Activitate expirata)	4	60	500	452	
Mihai Civilu Pepas Cloud	Proiect test 2	A1. Teste activitate 2 (Activitate expirata)	3	50	400	208	
Mihai Civilu Pepas Cloud	Proiect test 1	A1. Teste activitate 1 (Activitate expirata)	4	70	400	312	

The business value of Power Platform



Reduce total cost of ownership

Minimize internal development effort and support while improving compliance and security and expanding the pool of available development talent.



Increase performance and efficiency

Increase business process innovation with applications that deliver performance improvement, operational efficiencies, direct cost savings and mitigate risks.



Faster time to value

Build applications much faster to respond to situations and deliver business innovation in a reduced timescale.



Thank You!