


pomerol

We simplify data to help businesses grow.

Power BI Training

Pomerol's Power BI Training Offerings

17 January 2024


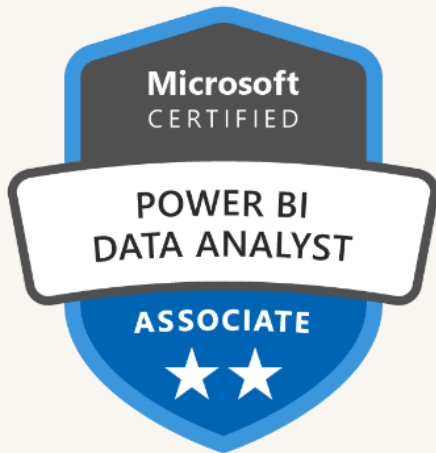



Pomerol Power BI Training Offerings



- Packaged training workshops ranging from introductory courses for beginners to advanced training for experienced developers
- Workshops can be tailored to meet your specific needs
- Our trainers are developers with real world experience of delivering Power BI
- Understand the common challenges and how to overcome them
- In-depth knowledge of the latest releases
- Ongoing support after completion of training workshops

Microsoft Credentials





Power BI Training Workshops

Packaged training days



Dashboard-in-a-Day



- A one-day, hands-on workshop for business analysts that covers the full capabilities of Power BI
- Aim is to take users from never having used Power BI to having built their own dashboard by the end of the day
- Covers how to load, prepare and transform data, building visualizations, creating a report and sharing that report with users

Agenda:

- Introduction to Power BI
- Data modeling and exploration
- Visualizations
- Publishing and accessing Reports
- Building a Dashboard and Sharing



Length: 8 hours

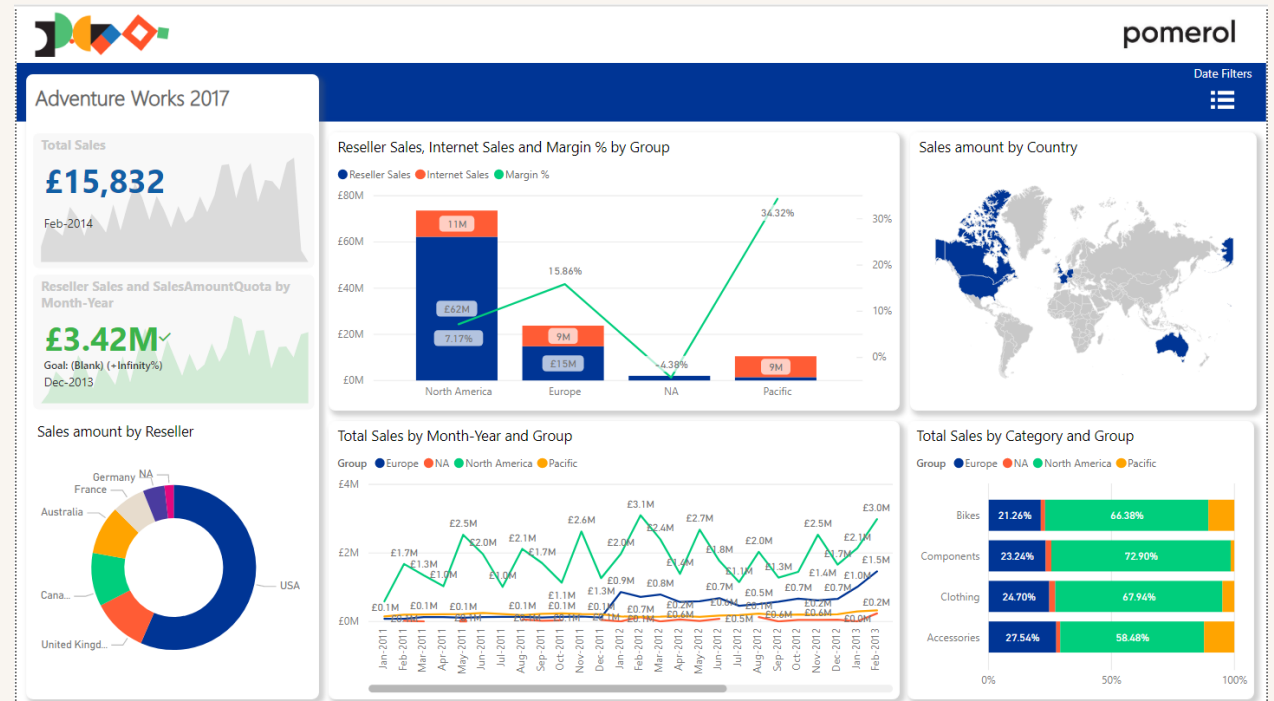
Advanced Data Modelling



- A one-day, hands-on workshop on performing extract, transform and load (ETL) of data in Power BI
- Learn how Power BI works under the hood and how to build optimized data models
- Foundation in the **Power Query** language
- Performing advanced data transformations in Power BI

Agenda:

- Fundamentals of data modelling
- Optimising data models for Power BI
- Introduction to the Power Query language
- Parameters and functions
- Lists and their role in Power Query
- Advanced data shaping



Length: 8 hours

DAX in a Day



- In-depth course on **DAX** language enabling creation of advanced visualizations and measures
- Data Analysis Expressions (DAX) are used in both Power BI and Excel for visualizations, measures and pivot tables
- Attendees will be able to define common business calculations for use in reports and optimize the performance of their visuals

Agenda:

- Writing DAX formulas
- Defining calculated tables and columns
- Defining measures
- Using DAX iterator functions
- Modifying filter context
- Using DAX time intelligence functions

The screenshot displays the DAX Studio interface. On the left, a 'Balance Sheet' table is visible, showing financial data for the years 2011, 2012, and 2013 across months from January to November. The table includes categories like Assets, Current Assets, Other Assets, Property, Plant, Equipment, Liabilities and Owners Equity, Liabilities, and Owners Equity.

The main window shows a DAX query in the 'Query1.dax' editor. The query is as follows:

```
10 EVALUATE
11 ADDCOLUMNS (
12     SUMMARIZE (
13         Sales,
14         "Date", [Calendar Year],
15         "Product", [Category Name] ),
16     "Sales", [Sales Amount],
17     "Margin", [Margin]
18 )
```

Below the query editor, the 'Server Timings' tab is active, showing a performance summary:

Total	SE CPU	Line	Subclass	Duration	CPU	Rows	KB	Query
550 ms	0 ms	1	SQL	301	0			SELECT TOP (1000001) {
	<0.0	2	SQL	231	0			SELECT TOP (1000001) {

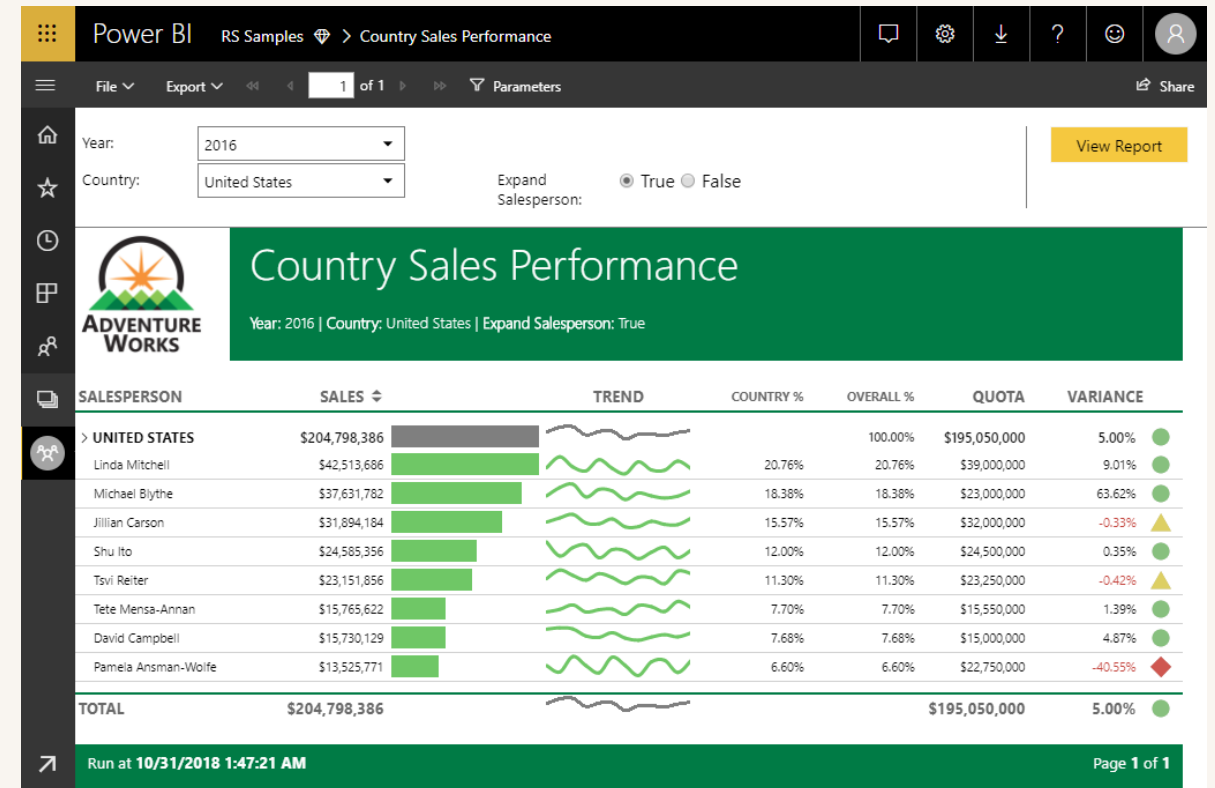
The bottom status bar indicates the current position: 'Ln 18, Col 2 | Tab16: 13.0.2149.0 | 12791 | 24 rows | 00:00:5'.

Length: 8 hours

Paginated Reports-in-a-Day



- Power BI Paginated Reports enables creation of full customizable pixel perfect reports that are designed to be printed or shared
- This course aims to empower report authors with the technical knowledge required to create, publish, and distribute Power BI paginated reports
- On completion of this course, you will have the skills to:
 - Design report layouts
 - Connect to data sources to retrieve report data
 - Work with parameters
 - Visualize report data
 - Add interactivity features
 - Publish, consume, deliver, and embed paginated reports



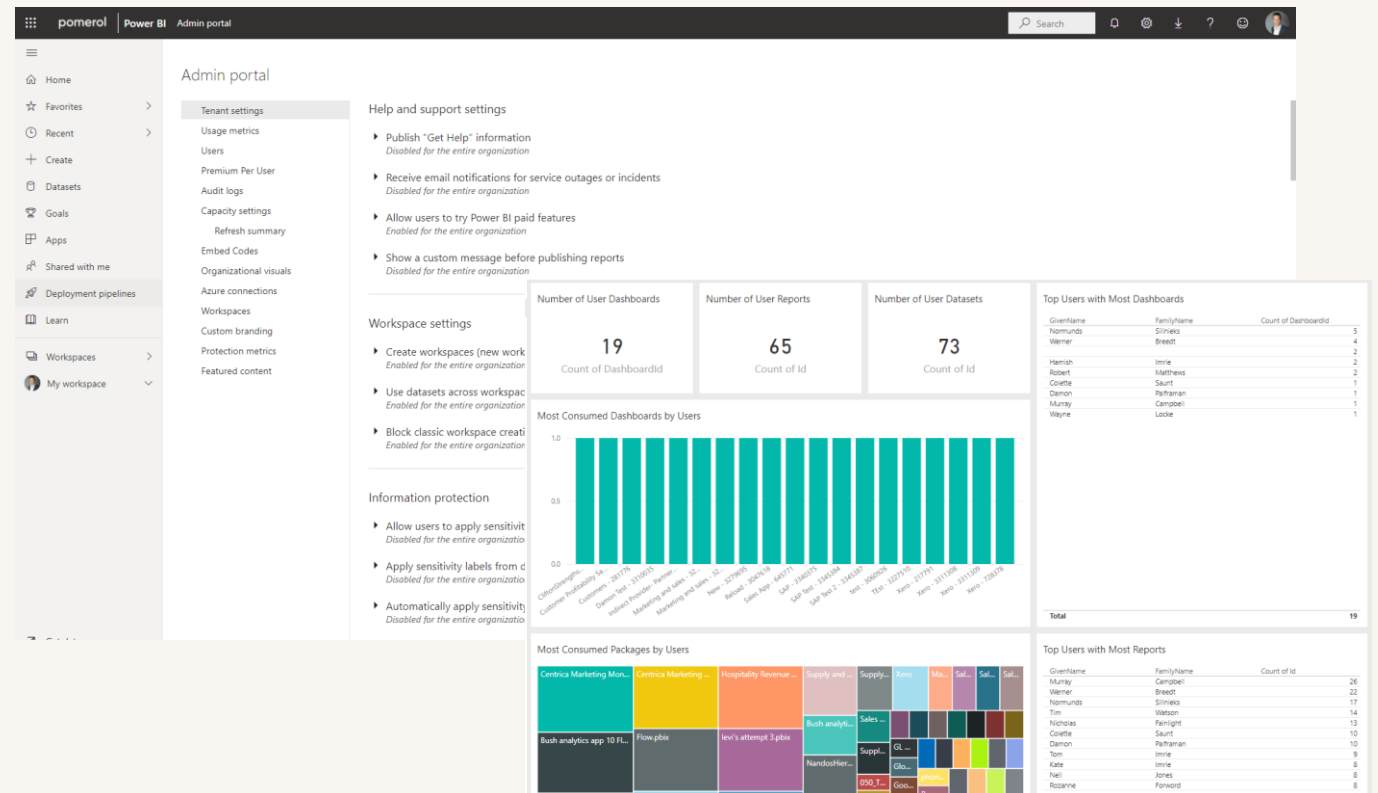
Admin-in-a-Day



- In-depth course on administering a Power BI Service that covers setting up the environment, controlling access, optimizing performance and monitoring usage
- Strategies and best practices for implementing a culture of self-service business intelligence within a company
- Discuss the approaches that best suit your business and how to implement them

- **Agenda**

- Understanding the Power BI Administrator Role
- Providing Governance in a Power BI Environment
- Establishing a Power BI Environment
- Provisioning Premium Capacity
- Facilitating Collaboration and Sharing
- Usage Monitoring and Auditing
- Establishing a Data Access Infrastructure
- Automating Power BI Administration
- Delivery methodologies
- Empowering a culture of self-service



Length: 8 hours



Additional Training Options

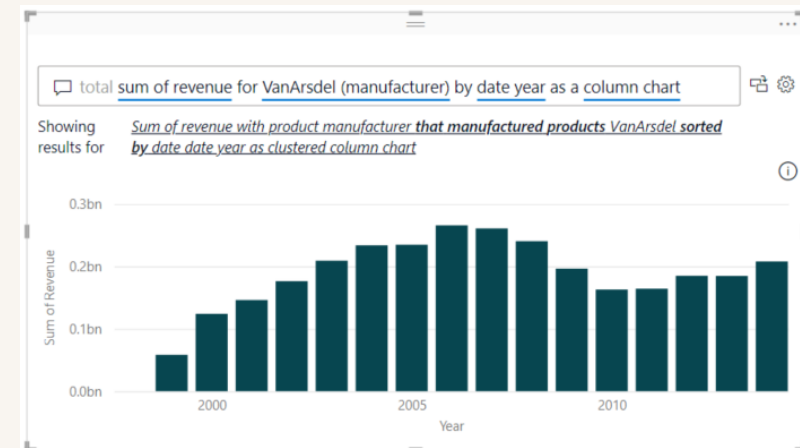
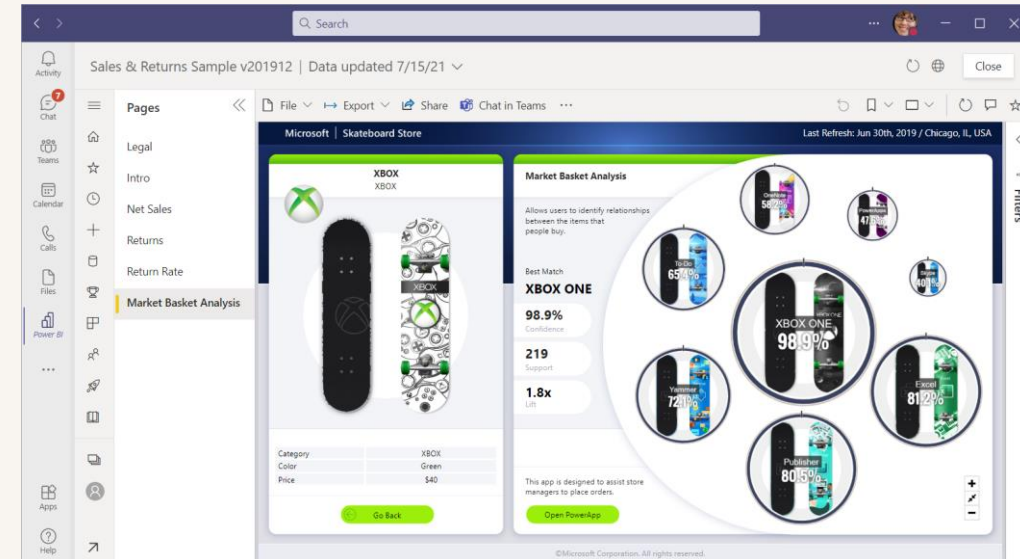
Ongoing training support and end-user training



End User Training



- Short introductory training workshops for end users
- Goal is to drive user adoption
- De-mystify the core functionality of Power BI for your users
- Demonstrations include:
 - Accessing and launching a dashboard
 - Filtering and drill-through
 - Bookmarks
 - Exporting data
 - Integration with Teams
 - Self-service analytics
- Workshops can be tailored to your dashboards, focusing on the use case of your dashboards



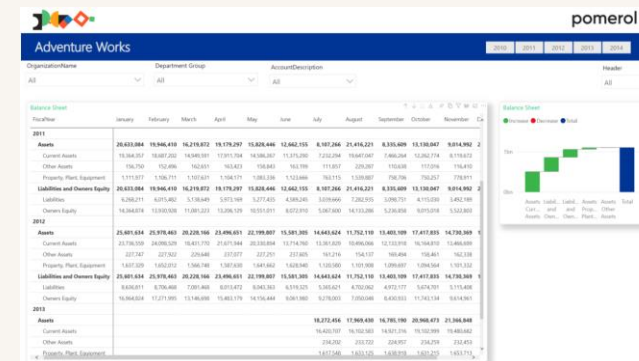
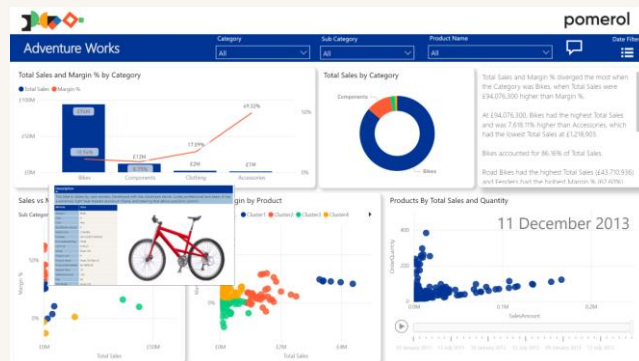
Length: 15-60 min

Contact us to discuss your requirements and receive a quote

Ongoing Training Support




- Pomerol Power BI experts provide support with resolving blockers and training on topics of client's choice
- Series of one-hour workshops to provide support as team gets up to speed following from training workshops
- Aimed at firms that wish to develop the capability to build Power BI solutions in-house
- Provides piece of mind that Power BI experts are on hand as you begin your Power BI journey
- Goals over the sessions:
 - Deliver support and training on topics chosen by client prior to each session
 - Provide in-depth training giving attendees confidence to build their own reports
 - Learn development techniques and best practices not available online or in packaged training



Contact us to discuss your requirements and receive a quote
Cadence and length of commitment chosen by client
Charged on an hourly rate on a T&M basis, only pay for what you need

Thank you



pomerol
We simplify data to help businesses grow.