

PROACTIVE 

unified PPMPRO

powered by the Power Platform

Fellowwind

FSN
CAPITAL

PROACTIVE 

PART OF / FELLOWMIND

PROACTIVE[®]

PART OF / FELLOWMIND

Part of Fellowmind

One Team, multiple brands. The companies that are part of Fellowmind keep their own name. The 'boutique' companies have their own, specific profile next to being a full member of the Fellowmind family.



Fellowmind Statistics



~1,250 Fellows



25 Offices



€ 175m revenue



25+ Nationalities



Leading Microsoft Partner in Europe

Fellowwind

Leading Microsoft Partner



Microsoft Partner



- Gold Communications
- Gold Cloud Productivity
- Gold Collaboration and Content
- Gold Project and Portfolio Management
- Gold Cloud Customer Relationship Management
- Gold Data Analytics
- Gold Cloud Platform
- Gold Windows and Devices
- Gold Application Development
- Gold Enterprise Mobility Management

PROACTIVE 

"At a time when organizational boundaries are redefined, ProActive manages to bring collaboration and productivity to a new level by establishing cloud-based solutions with a high level of user-friendliness."

Marianne Dahl Steensen, CEO, Microsoft Danmark

unified
PPMPRO

Project &
Portfolio
Management




Modern work management **problems**



Work is happening everywhere all the time—and we end up losing track



Our teams choose their own tools to work the way they want



Our accidental PMs and millennials want simple, visual tools for work



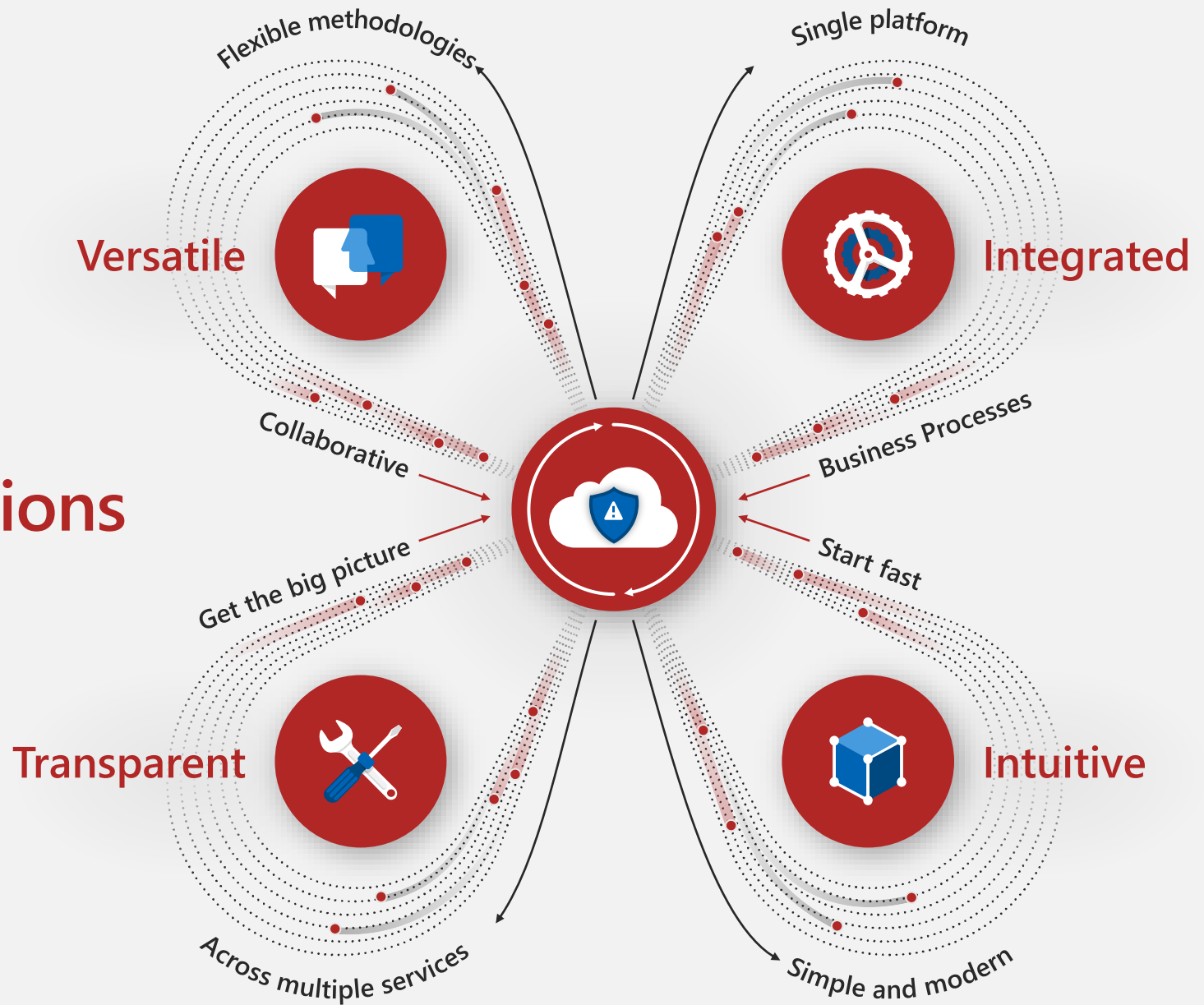
Our business processes cross functions and systems



A single compliance, security, or platform issue can disrupt business

Modern work management solutions

- 1 Simple is better: start fast
- 2 Empower: provide guidance and adoption
- 3 Insights: made for every organization



Modern work management strategies



Get the big picture

Gain visibility across the enterprise into all work, no matter the size or complexity, from tasks to portfolios, across multiple services



Work how you want

Collaborate on work using the right methodologies and tools to match project type and preferred work style



Start fast

Get started quickly with easy-to-use tools for all types of work, modern web experiences, and familiar Office 365 apps



Model your processes across functions and systems

Integrate workflows, business processes, sales, and financials on one platform



Focus on business, not technology

Minimize business risks with a cloud platform that helps meet rigid compliance, security, performance, and scalability needs



Make better decisions



Get more done



Deliver quicker



Run your business your way



Innovate with confidence

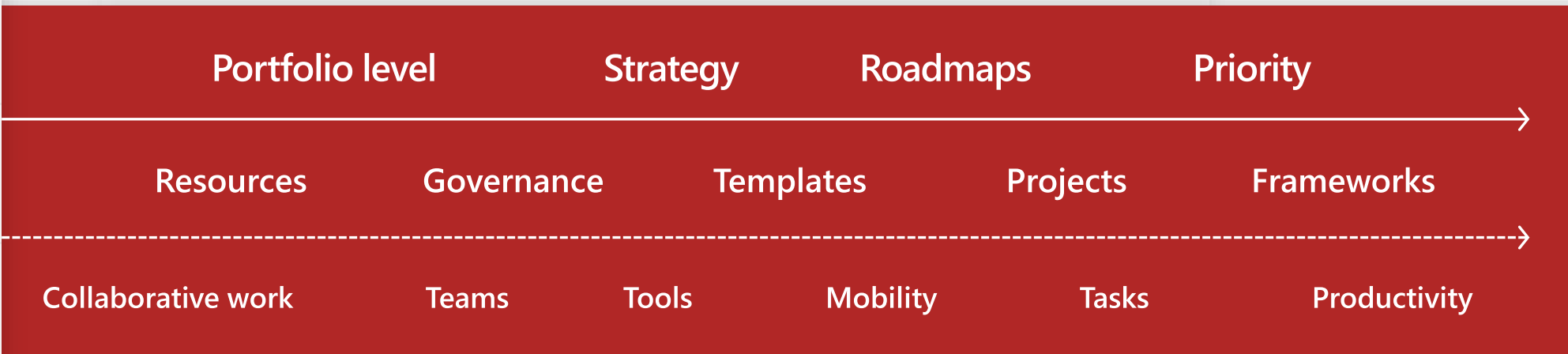


Modern work management ecosystem with PPM[®]RO

Pillars

EPMO
PMO
PROJECT TEAMS

Get the big picture

 Roadmaps
 Modern Project
 Project Online
 Dynamics 365 PSA
 Power BI



Work how your want

 O365 Groups
 Planner
 Azure DevOps
 Teams
 OneDrive
 SharePoint
 Power Apps
 Flow


PROACTIVE

ecosystem

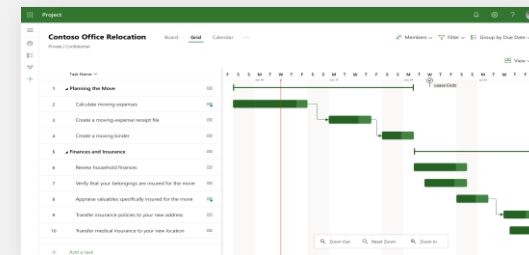
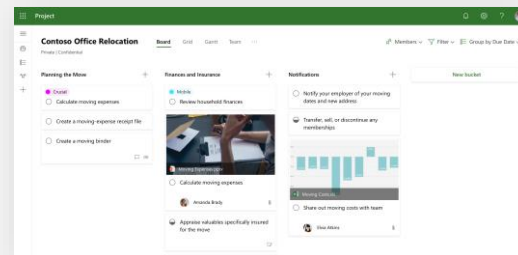
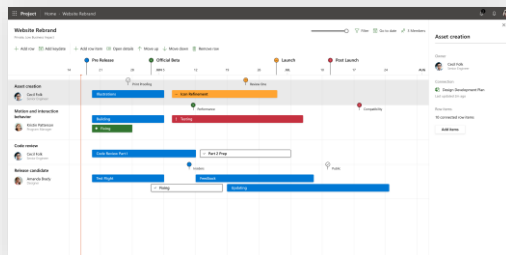
PROACTIVE



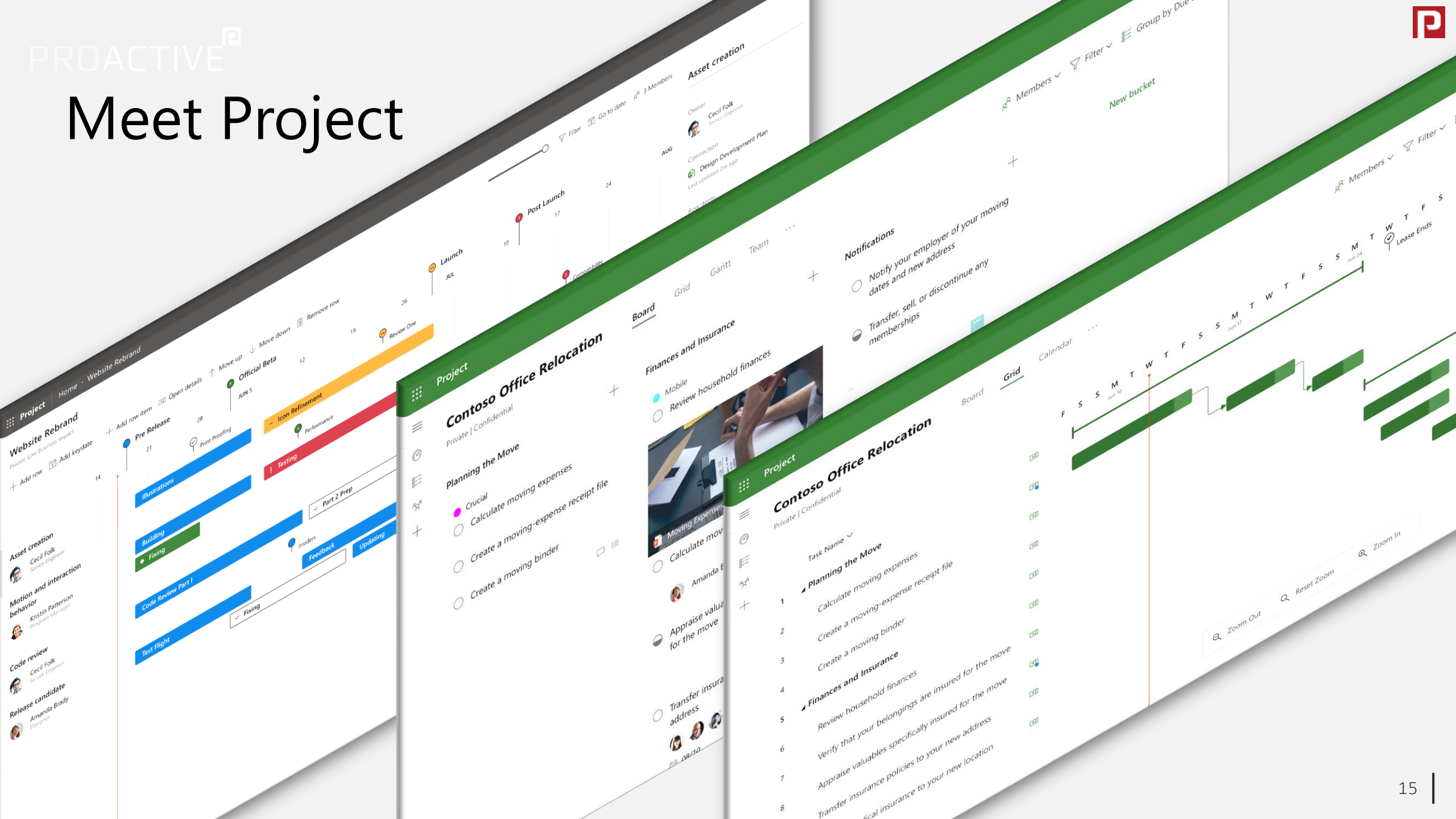
The modern toolset

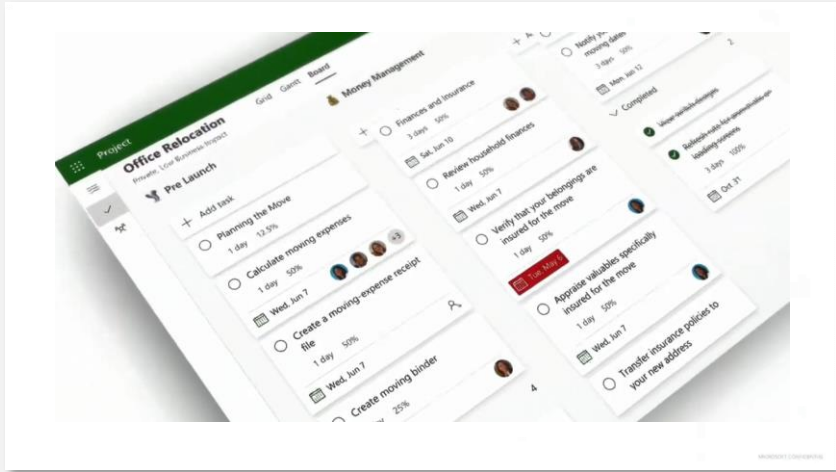


Modern Project Project Home Roadmaps



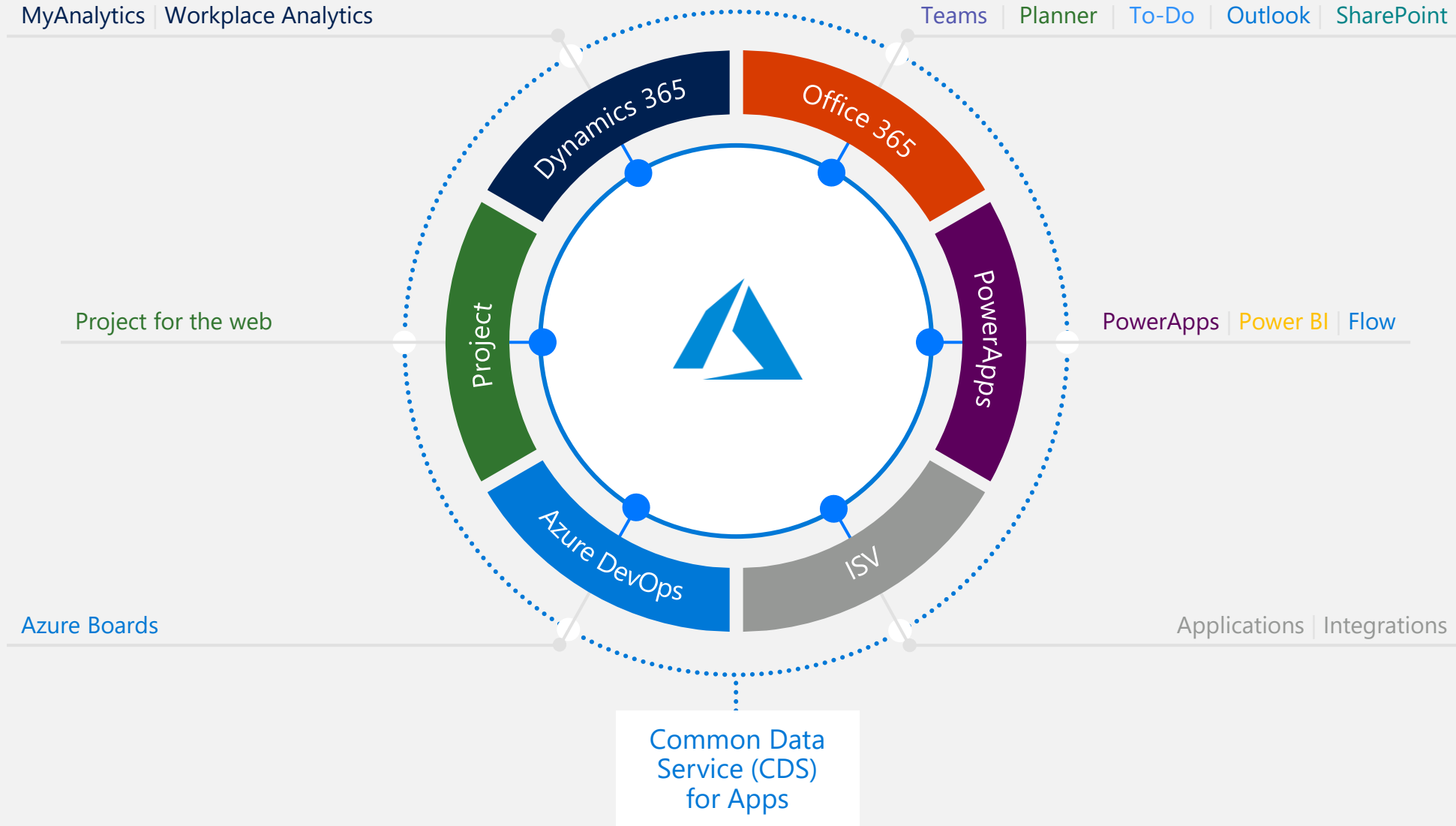
Meet Project



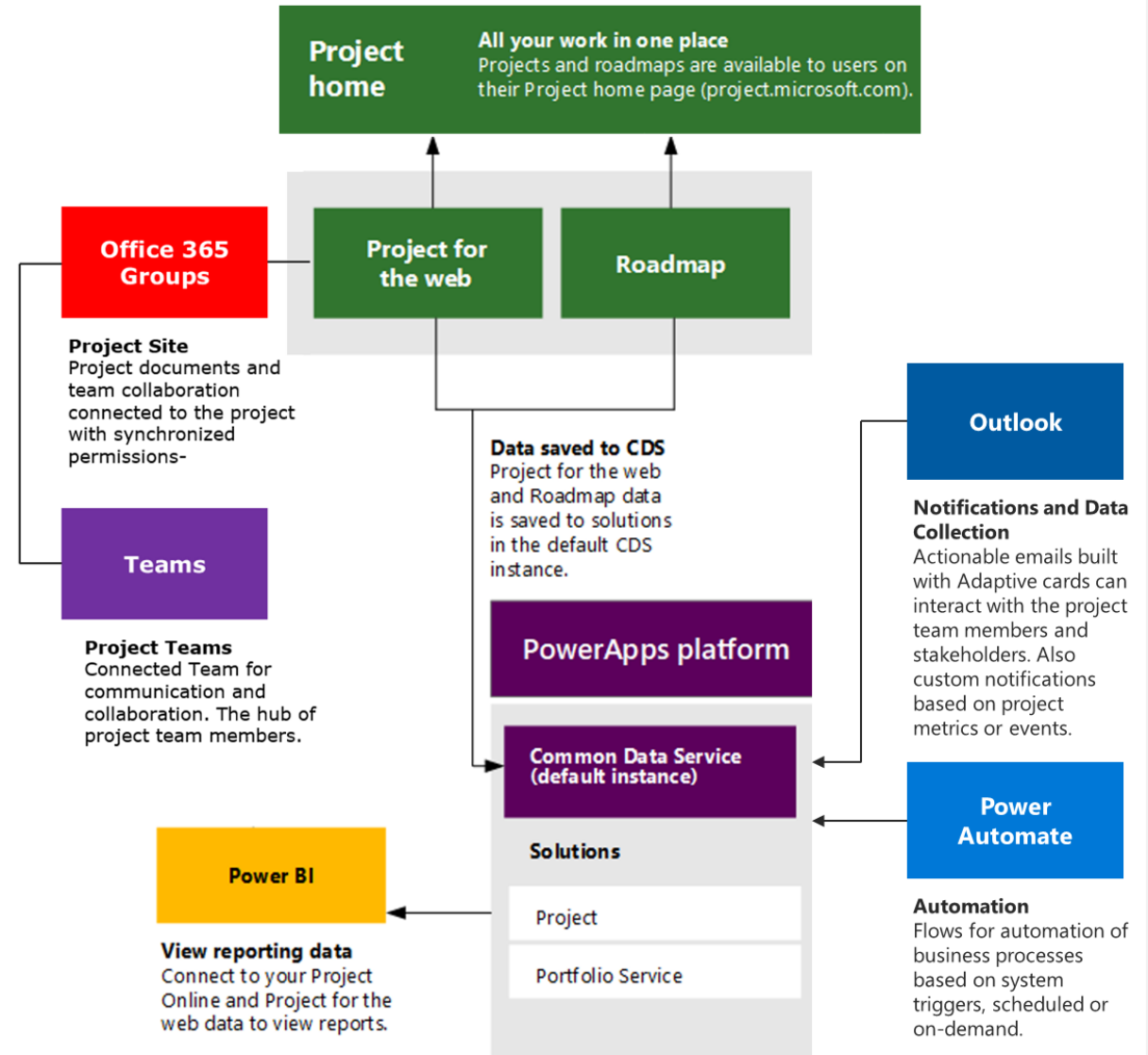


Tasks in Microsoft 365

...in a connected project management platform

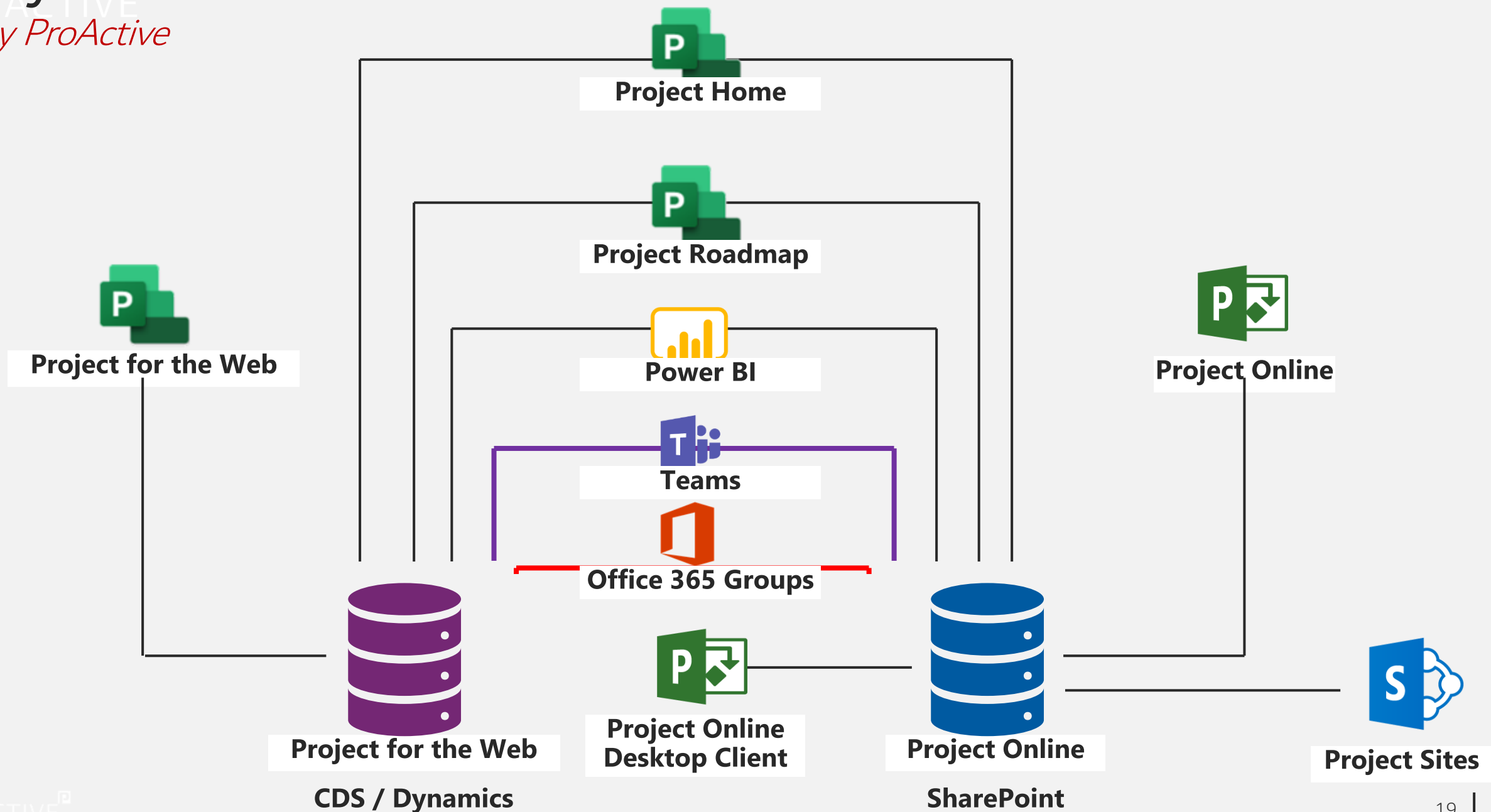


General info on solution



Hybrid solution

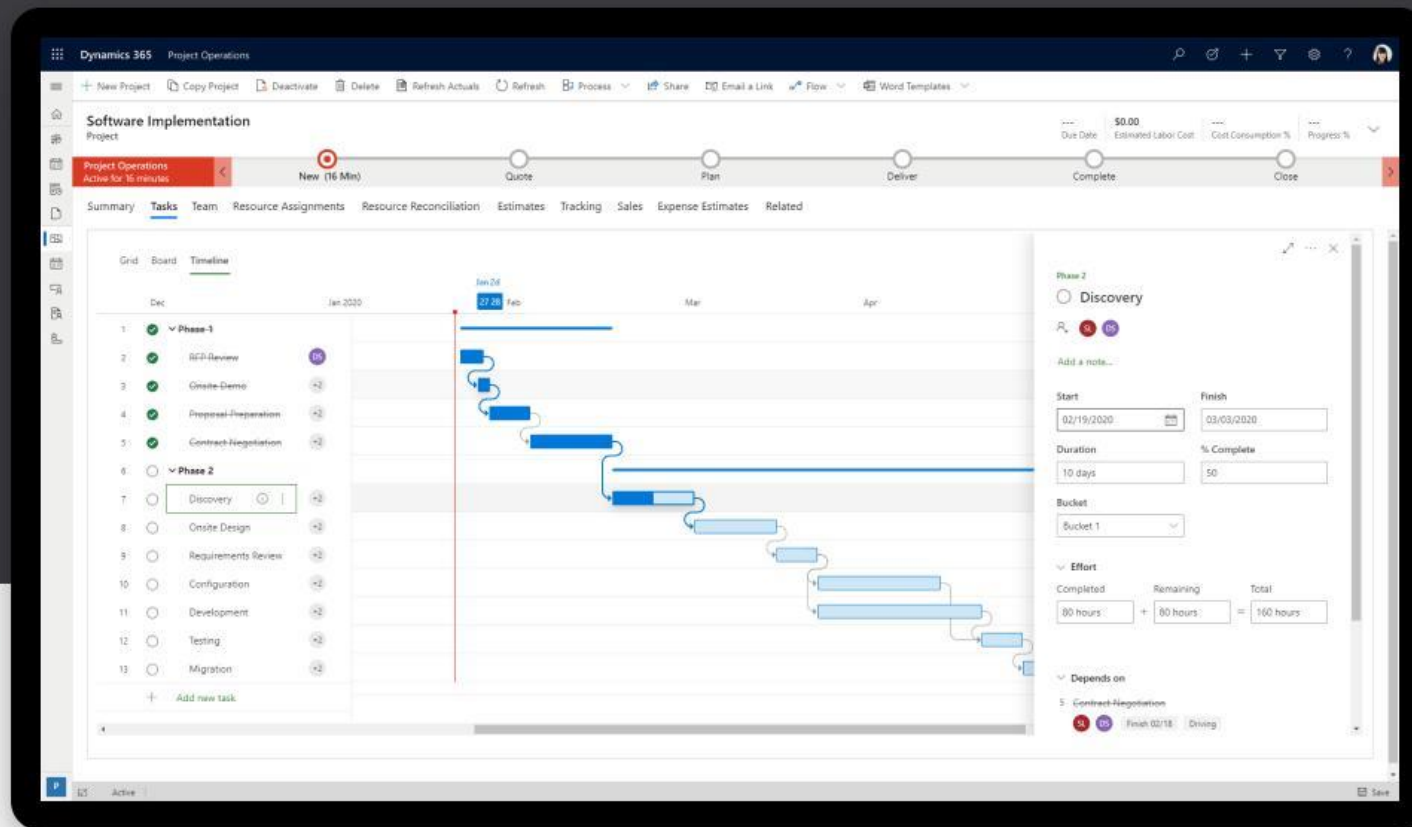
By ProActive





Drive project success and profitability

Get everything you need to run your services business—quotes, resourcing, project delivery, time and expense, project accounting, and business intelligence—all in one solution for better insight, collaboration, and visibility. Dynamics 365 Project Operations is coming soon.

PPM^{PRO}PROACTIVE^P

PROACTIVE 

Accelerators


unified PPM  RO

Pillars




EPMO

Defining the strategy and priorities for the organization



PMO

Controlling portfolios and programs, while supporting a department of business unit



PROJECTS


Executing and delivering to the organization with high efficiency, quality and alignment

Pillars



EPMO

Strategy



PMO

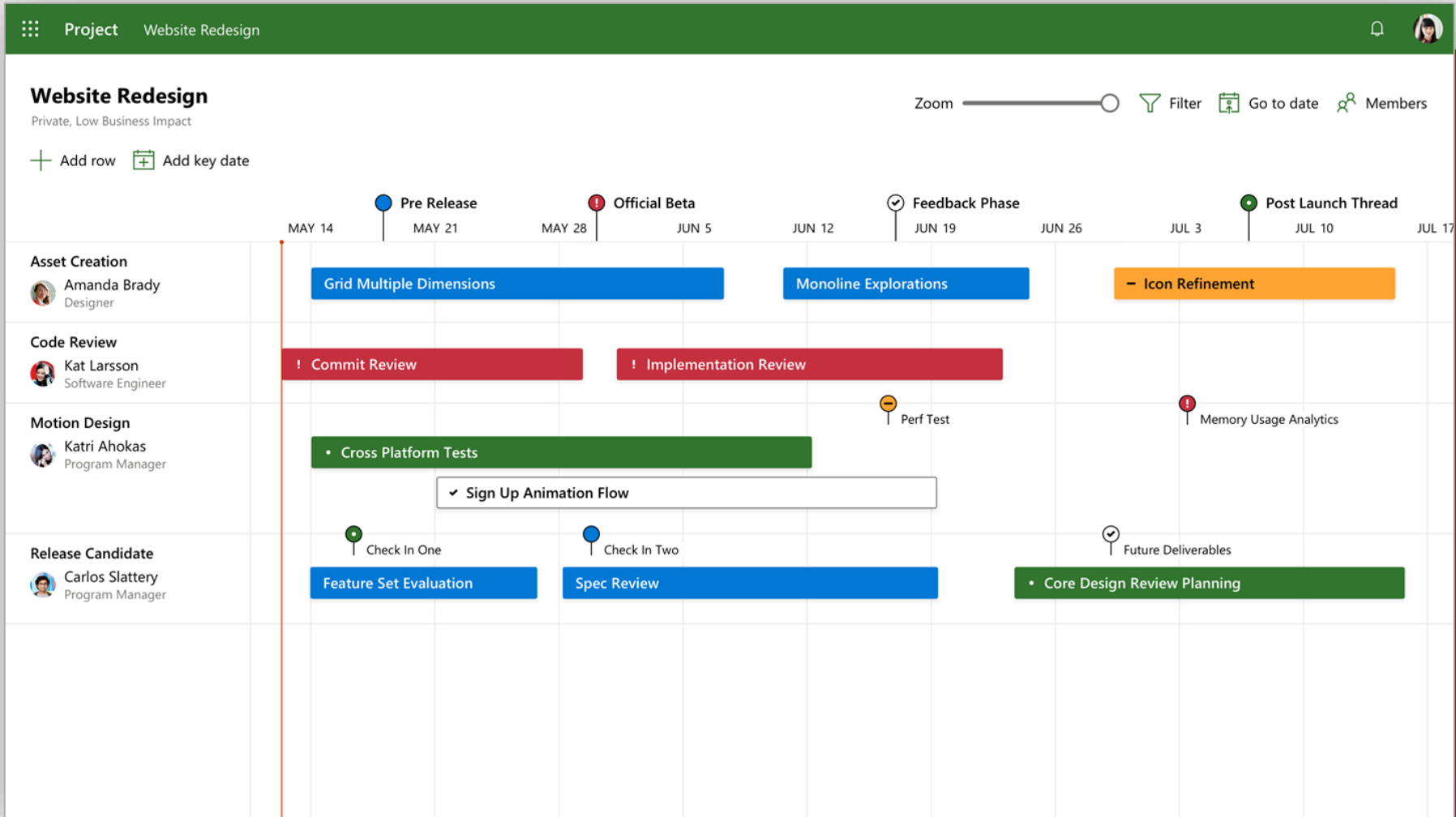
Portfolio



PROJECTS


Execution

Define and communicate your roadmaps



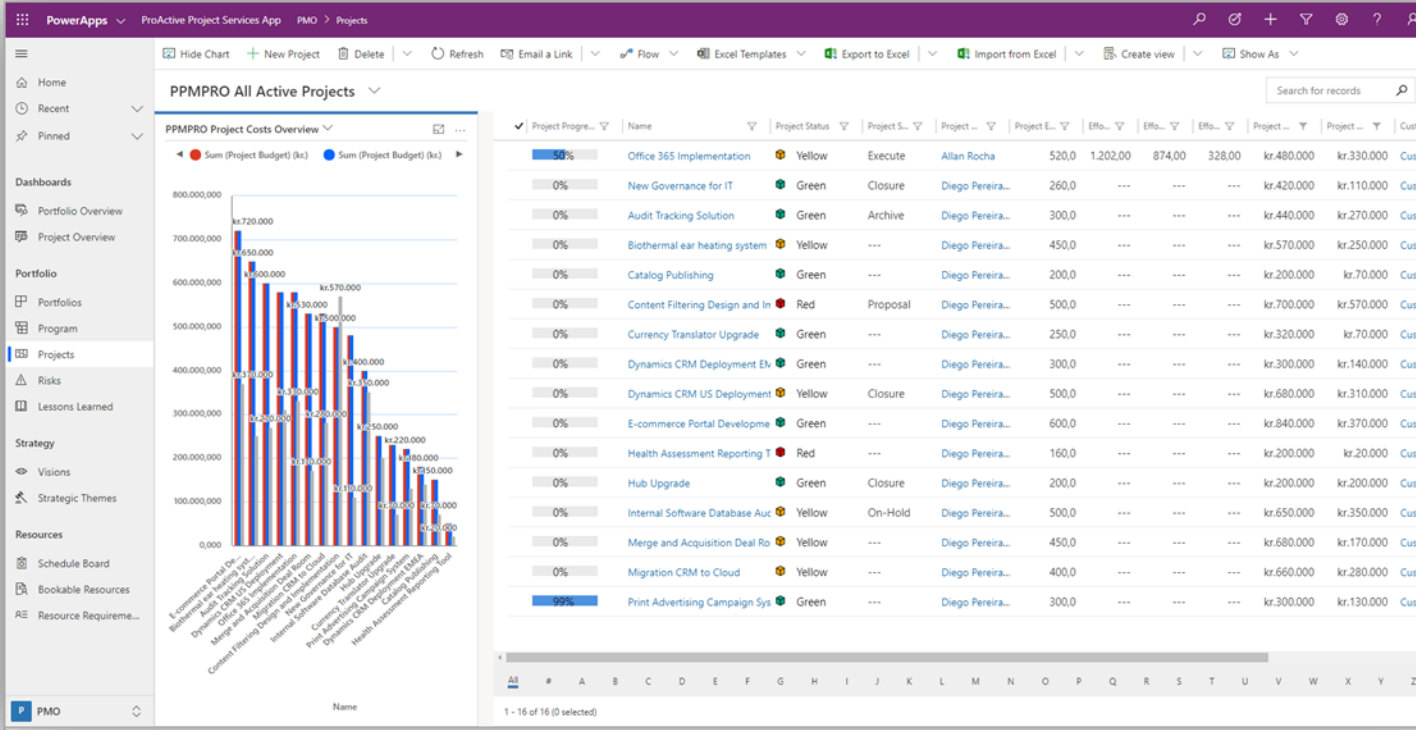
 Communicate

+  Track

 High-level

Roadmap

A single source of truth



Portfolio overview



Visibility



Central



Quick Access

Unified Interface

PowerPlatform

Built on the Microsoft Power Platform. The Power Platform consists of PowerApps, Microsoft Flow, Power BI, and the Common Data Service (CDS). Project for the web data is stored in CDS.

KPI's overview

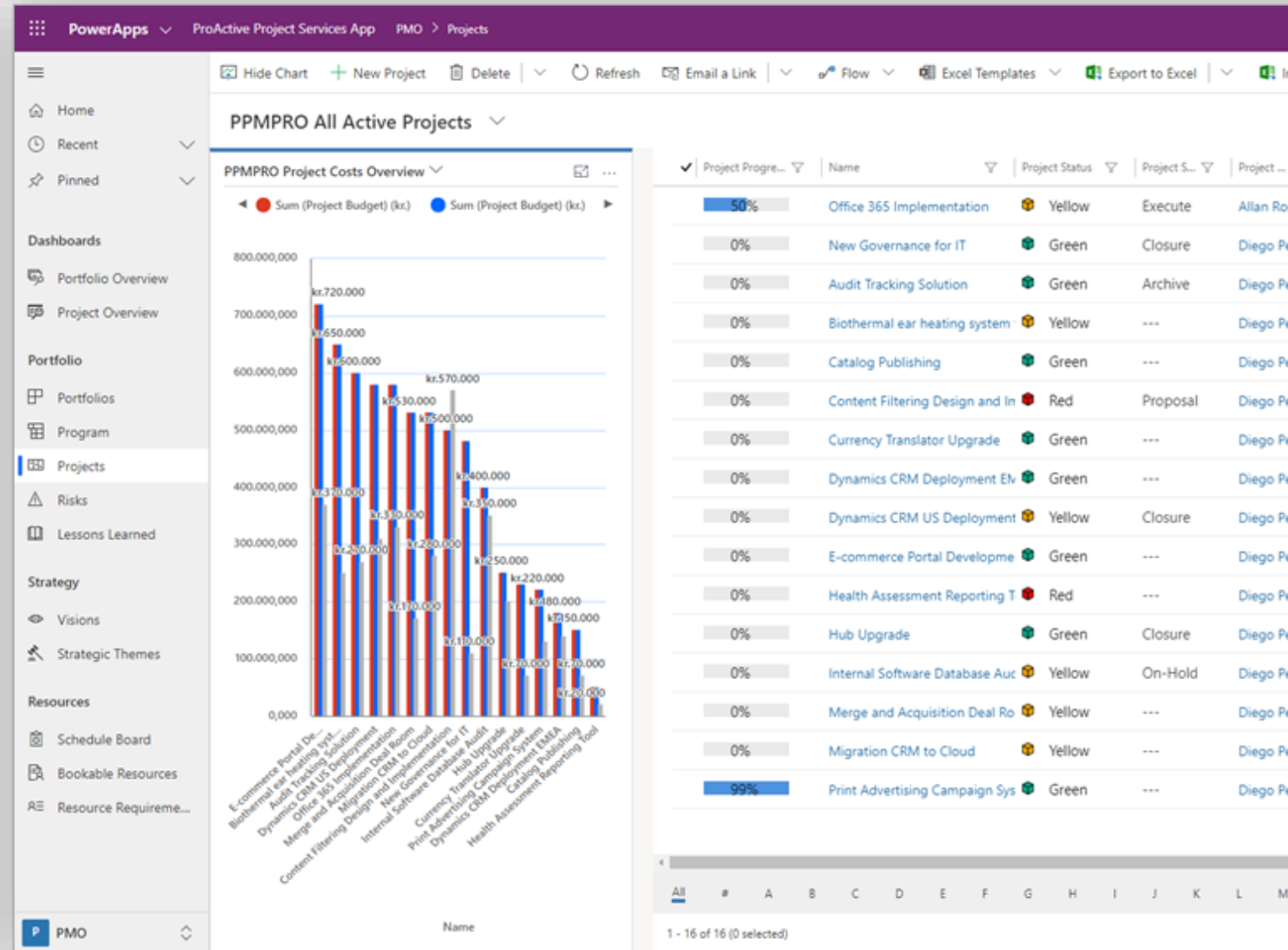
Configure and visualize your organizations' KPI's

Live connected charts

Explore project insights with fully configurable charts live connected to your data.

Auto-save + In-line editing

Update multiple projects with in-line editing and auto-save.



PPM PRO
PPMPRO Project App

Project Manager

Portfolio Overview

Filters

Name	Project Manager	Cost	Actuals	KPI	2019												2020					
					Q4			Q1			Q2			Q3			Q4			Q1		
					Oct	Nov	Dec	Jan	Feb	Mar	Apr	May	Jun	Jul	Aug	Sep	Oct	Nov	Dec	Jan		
Modern Project Hybrid Configuration	Allan Rocha	\$570,000	\$170,000	🔴	30.00%																	
Modern Project in CDS	Allan Rocha			🟡	30.00%																	
Project RRO	Renato Romão	\$350,000	\$140,000	🟢	80.00%																	
Transparent Process Simulation	Peter Kjær	\$450,000	\$390,000	🟡	64.00%																	
Dynamics 365 Field Services	PPMPRO USER	\$390,000	\$220,000	🔴	71.00%																	
Project Flagship (PKJ)	PPMPRO USER	\$680,000	\$240,000	🟡	37.00%																	
Project for the Web (ACR)	Allan Rocha	\$540,000	\$380,000	🟢	45.00%																	
Project for the web OnePlan Sync	Allan Rocha			🟡	0.00%																	
Project for the Web v2 (ACR)	Allan Rocha	\$580,000	\$80,000	🟢	0.00%																	
Active Directory Governance - Templ	Allan Rocha				0.00%																	
Active Directory Governance	Allan Rocha			🟡	99.00%																	
Half Double Methodology (ACR)	Allan Rocha			🔴	0.00%																	
Platform Assembly	Allan Rocha			🟢	100.00%																	
New Construction Project	PPMPRO USER				0.00%																	
00 Project	Allan Rocha				0.00%																	
New Rockwell Product (MHT)	PPMPRO USER				0.00%																	
ACR Project	Allan Rocha				0.00%																	
Test af Tidsplan	PPMPRO USER				0.00%																	
GDPR Compliance	Allan Rocha				0.00%																	
Econ Turbo Engine 2029	Allan Rocha				0.00%																	

Name: New Rockwell Product (MHT)


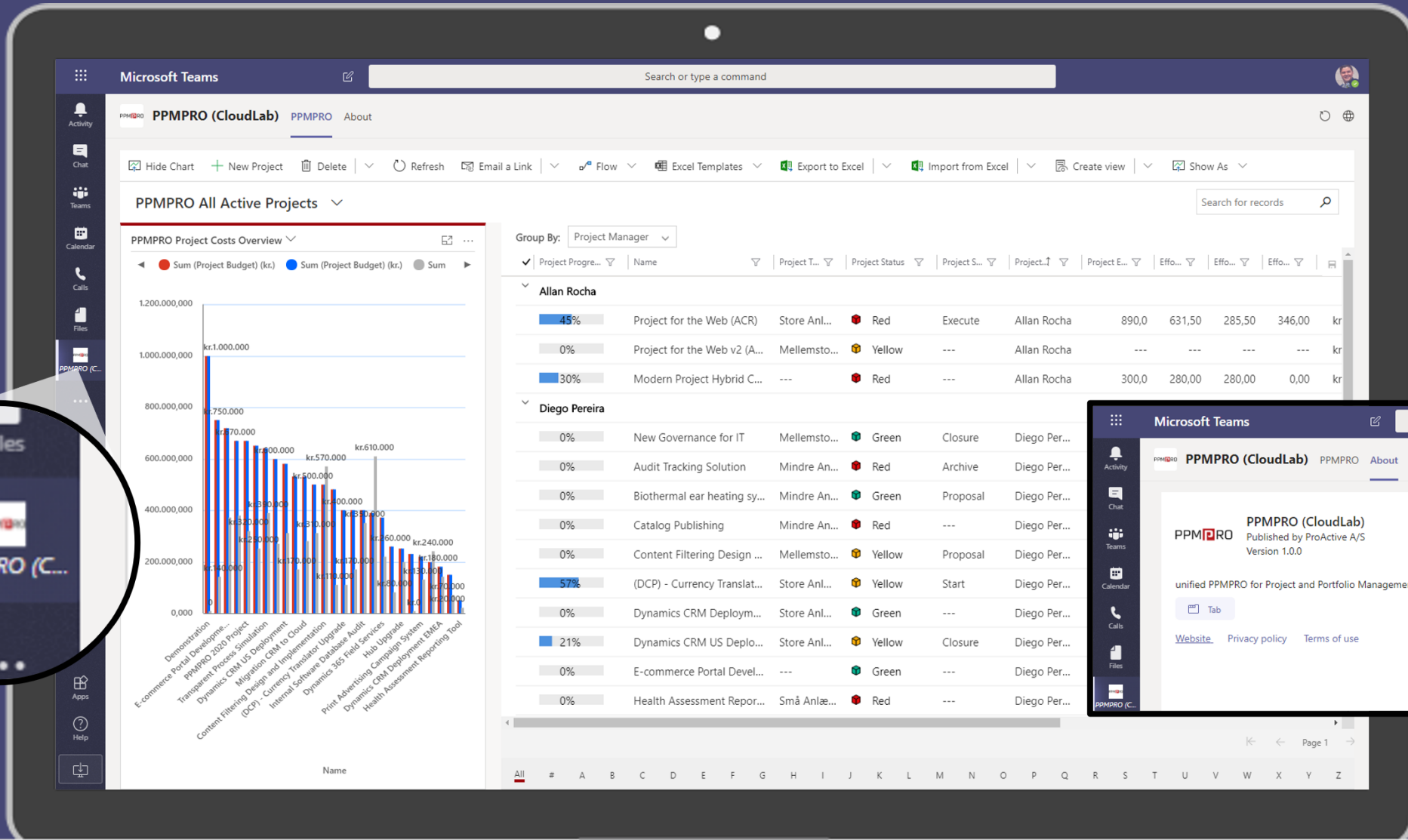
Start Date: 23-12-2019

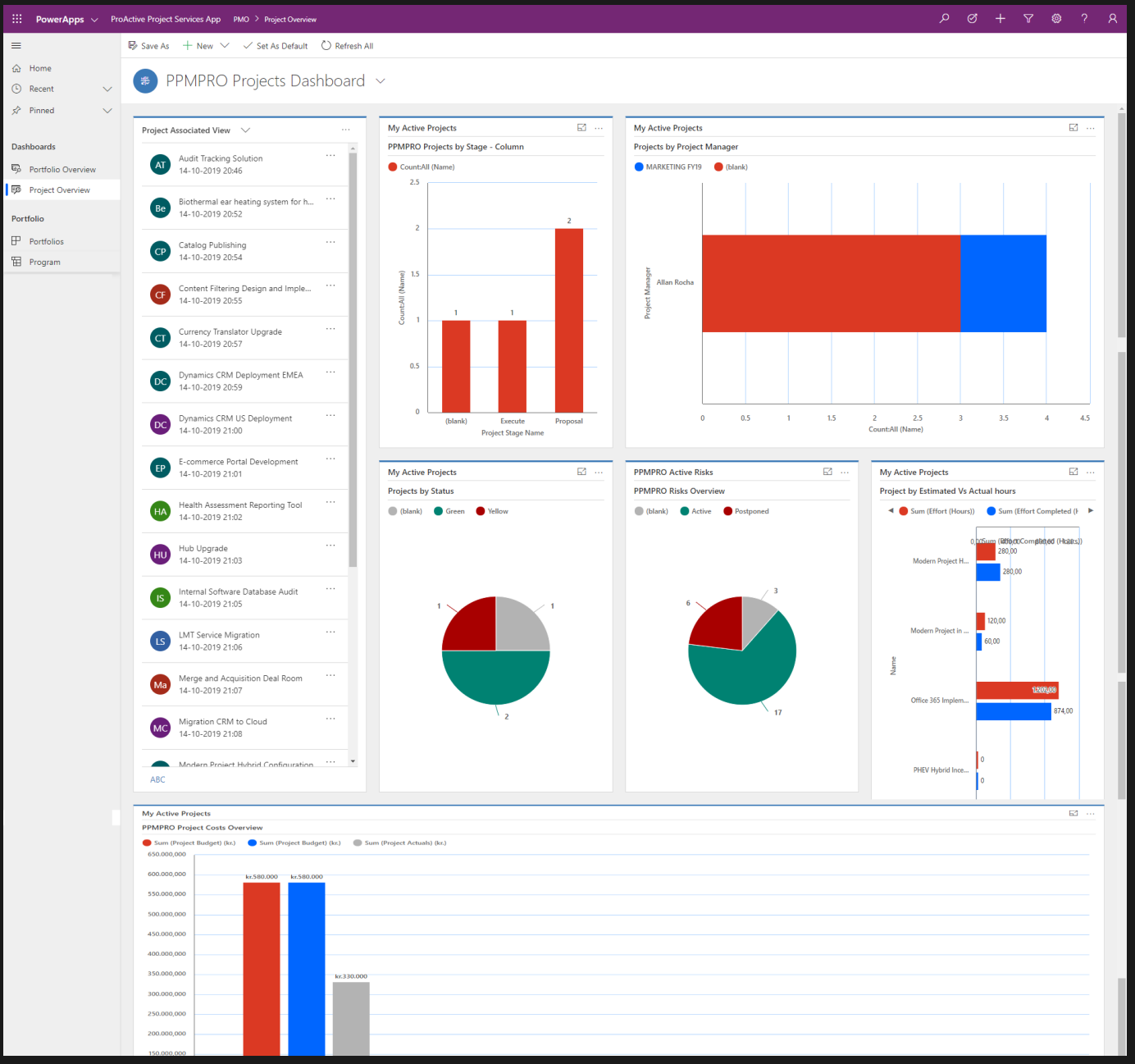
End Date: 14-01-2020

PPM^PRO Teams App

Dedicated Teams App for your users.

Access your portfolio of projects directly from Teams.






Integrated Dashboards

- Live connected to your data
- Able to combine different entities:
 - Projects
 - Resources
 - Tasks
 - Etc...
- Power BI Integration
- Security and filtering enabled

Pillars



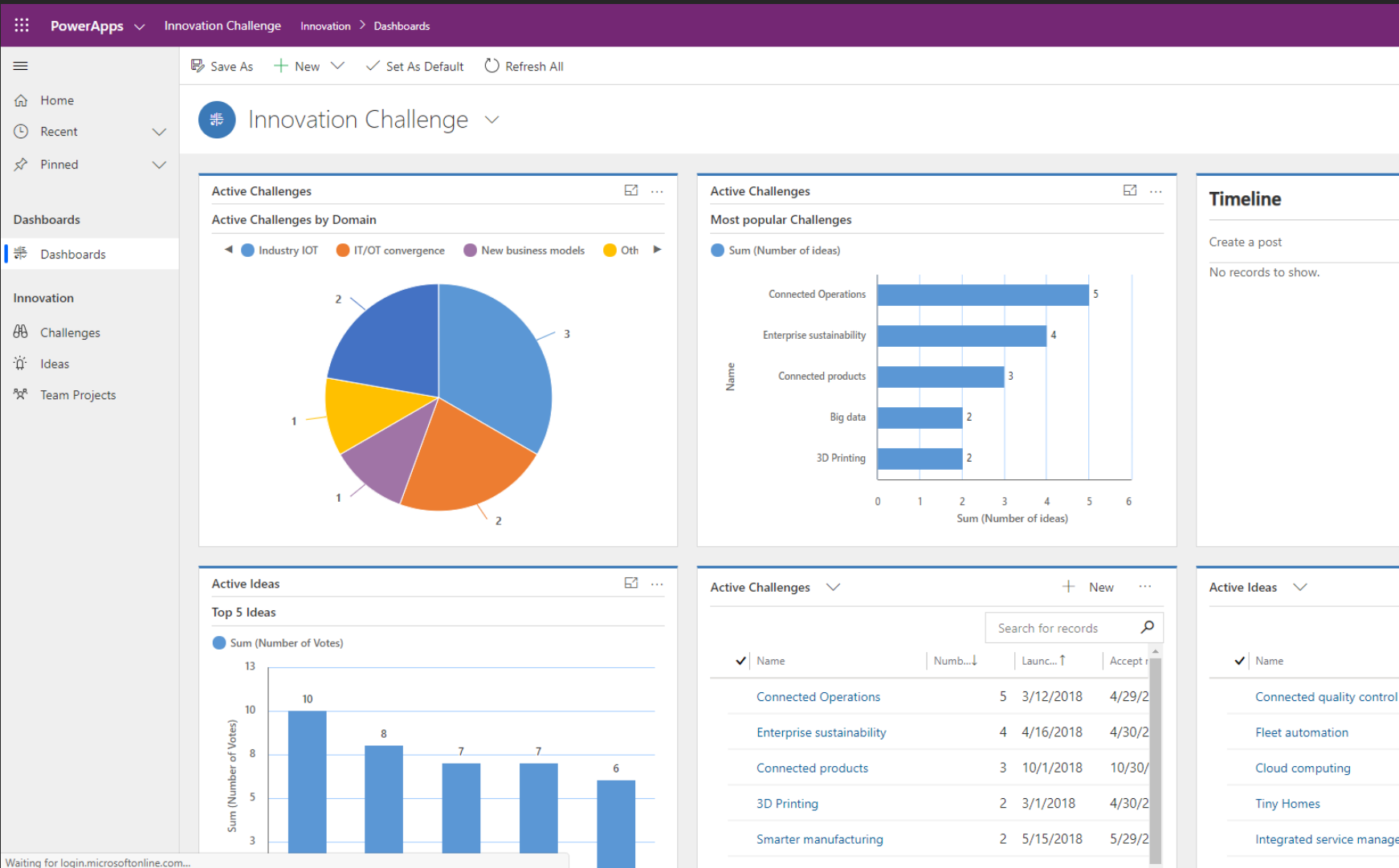
EPMO
Roadmaps



PMO
Governance and Project Toolset



PROJECTS
Collaboration




Demand Management

asily collect, develop and evaluate your ideas

Promote ideas as Projects without losing their history

Get your organization's process right



The screenshot displays the PPM PRO interface for a project named "Project for the Web (ACR)". The top navigation bar includes options like "New Project", "Deactivate", "Open in Project", "Delete", "Refresh", "Process", "Share", "Email a Link", "Flow", and "Word Templates". The main area shows a project progress bar with stages: Opportunity, Proposal, Start (17 Hrs), Execute, Closure, and Archive. Below this are several summary cards: "General" with a progress bar at 45%, "Status and Tracking" showing Green, Yellow, and Red indicators, "Project Actuals x Contract" with a gauge showing 380,000, "Contract" with currency set to Danish Krone and budget/cost details, "Strategy Alignment" with strategic goals, and a "Timeline" section with notes. A right-hand sidebar contains settings for "ProActive Project Ser..." (Active for 4 months) and "Start Stage" (Active for 17 hours), with toggle switches for "Win", "Timelog created", "Plan updated", and "Resources allocated".



100% of adoption


Stage requirements

Methodology overview

PPM PRO

Project Governance

Get your adoption process right



Project Description

Get the big picture - 😊
Gain visibility across the enterprise into all work, no matter the size or complexity, from tasks to portfolios,

Project Description is a formally written declaration of the project and its idea and context to explain the goals and objectives to be reached, the business need and problem to be addressed, potentials pitfalls and challenges, approaches and execution methods, resource estimates, people and organizations involved

Help

PPM PRO

Welcome to your personalized helping guide

General

1. Project name
2. Project description

Status and Tracking

1. Update Project Status
2. Add a Timeline event

Contract

1. Get started with Project for the web
2. Microsoft Project Blog
3. Microsoft Project Training Videos



Custom Help Guides


Link to external content

Terms alignment

PPM PRO

User Adoption

Normalized project metadata



Model-driven apps

Logical sequential navigation

Streamlined terms

Intuitive

Easy input

Flexible forms

Status Tracking and Control

Keep track of your projects by automating KPI's and tracking them across time

The screenshot displays the ProActive Project Services App interface. The top navigation bar includes the ProActive logo, the application name 'ProActive Project Services App', and the current project path 'PMO > Projects > Office 365 Adoption (ACR)'. Below the navigation bar, there are utility icons for 'New Project', 'Deactivate', 'Open in Project', 'Delete', 'Refresh', 'Process', 'Share', 'Email a Link', 'Flow', and 'Word Templates'. The main content area is titled 'Office 365 Adoption (ACR) Project' and shows a progress bar with stages: 'ProActive Project Services (Active for 3 hours)', 'Opportunity (3 Hrs)', 'Proposal', 'On-Hold', and 'Lost'. The 'Status' tab is selected, showing a 'Project Health' section with indicators for Green, Yellow, Red, and N/A. A text box below the indicators reads: 'Here is how a system can fall down if not designed properly. A D365 User changes the address only on the Contact form, but the Account address is also on the Account form.' To the right, the 'Project Status Tracking' section features a table with columns for 'Overall Comment', 'Scope St...', 'Cost Stat...', 'Resource...', 'Risk Status', 'Time Sta...', and 'Cr...'. The table contains several rows of data with status indicators (Green, Yellow, Red) and dates. A 'Group By' dropdown is set to '(no grouping)'. The bottom of the interface shows a 'PMO' tab and a 'Save' button.

Auditing and Tracking Changes

Automatically audit and track changes in your projects.

Visualize what items have been changed, by who and when.

The screenshot displays the ProActive PMO interface for the 'Office 365 Adoption (ACR)' project. The top navigation bar shows the project name and various action buttons like 'New Project', 'Deactivate', 'Open in Project', 'Delete', 'Refresh', 'Process', 'Share', 'Email a Link', and 'Flow'. The left sidebar contains navigation options such as Home, Recent, Pinned, Dashboards, Portfolio Overview, Project Overview, Interactive Dashboard, Portfolio, Programs, Projects, Risks, Lessons Learned, Strategy, Visions, Strategic Themes, Resources, Schedule Board, and Bookable Resources.

The main content area shows the 'Office 365 Adoption (ACR) Project' with a progress bar indicating stages: Opportunity, Proposal, and Start (20 Hrs). Below the progress bar, the 'Audit History' tab is selected, showing a table of changes. A red circle highlights the 'New Value' column in the table.

Changed Date	Changed By	Event	Changed Field	Old Value	New Value
27-11-2019 09:34	Allan Rocha	Update	Project Status	Green	Yellow
26-11-2019 13:00	Allan Rocha	Update	Currency	Danish Krone	
26-11-2019 12:55	Allan Rocha	Update	Project Actuals (Ba...)	kr.250.000	
26-11-2019 12:55	Allan Rocha	Update	Currency	Danish Krone	Danish Krone
			Project Actuals (Ba...)	kr.450.000	kr.250.000
			Project Cost	kr.650.000	kr.380.000
			Project Cost (Base)	kr.650.000	kr.380.000
			Project Description	Here is how a system c...	Here is how a system c...
			Project Status	Yellow	Green
			Project Stage Name	Start	Start
26-11-2019 12:54	Allan Rocha	Update	Project Stage Name	Start	Start
26-11-2019 12:53	Allan Rocha	Update	Win	No	Yes
26-11-2019 12:53	Allan Rocha	Update	Win	Yes	No



Teams

Search for or type a command

ProActive

Dynamics 365
Customer + contact management (CRM), Productivity

Add

About

More from Microsoft Corporation

Privacy and Permissions

Collaborate on Dynamics 365, share files, and easily get info via chat.

Collaborate on Dynamics 365, share files, and easily get info via chat. Note: Your team and channel name will be visible to others on connected records in Dynamics 365, and files will be synced between Dynamics 365 and Microsoft Teams.

Tabs

Microsoft Teams integration

Native integration with Microsoft Teams



Microsoft Teams integration

Native integration with Microsoft Teams

Connect your Teams to your projects.

The screenshot shows the Microsoft Teams interface with a project record for 'Post UAT Change Requests'. The record is connected to Dynamics 365 and includes a progress bar with stages: New, Initial Dialogue, Envisioning (21 Hrs), Implementation, Handover, and Service. The 'Envisioning' stage is currently active.

Section	Field	Value
General	Name	Post UAT Change Requests
	Description	---
	Customer	SYSTEM A/S
	Customer Contact	Katerina
	Currency	Dansk krone
	Contracting Unit	Project
Estimates	Estimated Start Date	02-11-2018
	Estimated Finish Date	24-11-2018
	Estimated Hours	200,00
	Estimated Labor Cost	kr. 200.000,00
	Estimated Total Cost	kr. 200.000,00
Actuals	Actual Start	---
	Actual End	---
	Actual Hours	0,00
	Actual Total Cost	kr. 0,00

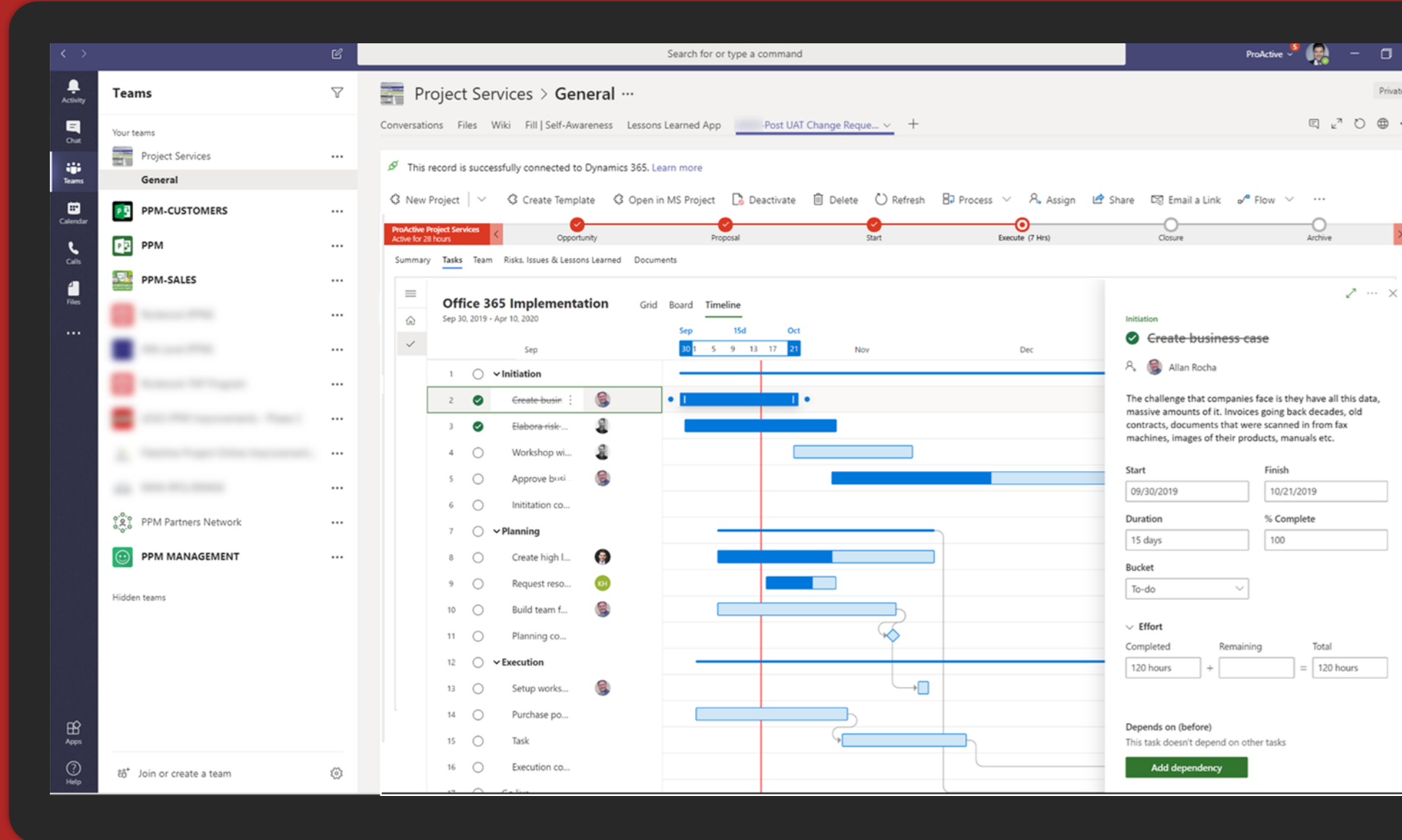
Other links:

- Project Site URL: <https://pro.sharepoint.co...>
- Timelog Project URL: <https://app4.timelog.co...>
- Project Online URL: ---

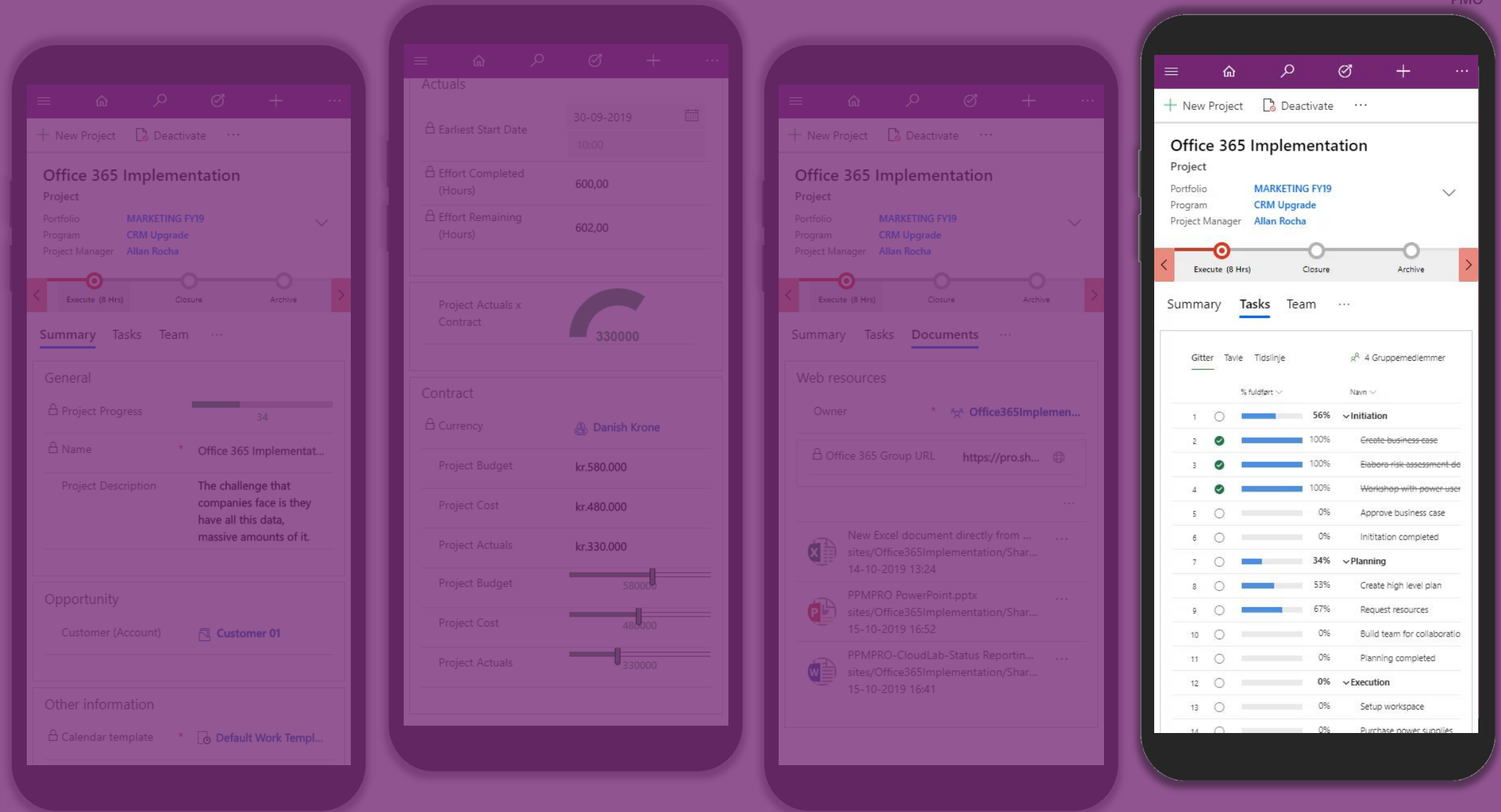
Microsoft Teams integration

Native integration with Microsoft Teams

Connect your Teams to your projects.



Responsive layout



Unique and powerful interface



ID	% complete	Name	Assigned to	Duration	Effort	Start	Finish	Bucket
1	72%	Initiation		58.75 day	608 hours	9/27/2019	12/25/2019	
2	100%	Create business-case	Allan Rocha	15 days	120 hours	9/30/2019	10/21/2019	To-do
3	100%	Elabora-risk-assessment-document	Tiago Paes	20 days	160 hours	10/1/2019	10/28/2019	To-do
4	0%	Workshop with power users	Tiago Paes	1 day	8 hours	9/27/2019	9/30/2019	To-do
5	50%	Approve business case	Allan Rocha	40 days	320 hours	10/28/2019	12/25/2019	To-do
6	0%	Initiation completed		0 days		12/25/2019	12/25/2019	Legal
7	80%	Planning		97.81 day	200 hours	10/7/2019	2/28/2020	
8	100%	Create high-level-plan	Diego Pereira	15 days	120 hours	1/30/2020	2/21/2020	To-do
9	100%	Request-resources	Kristina Helms	5 days	40 hours	2/21/2020	2/28/2020	To-do
10	0%	Build team for collaboration	Allan Rocha	5 days	40 hours	10/7/2019	10/14/2019	To-do
11	0%	Planning completed		0 days		10/14/2019	10/14/2019	Marketin
12	0%	Execution		134.19 day	8 hours	9/23/2019	4/10/2020	
13	0%	Setup workspace	Allan Rocha	1 day	8 hours	11/13/2019	11/14/2019	Legal
14	0%	Purchase power supplies		11.19 day		9/30/2019	Today	To-do
15	0%	Task		15.06 day		9/23/2019	Today	Marketin
16	50%	Execution completed		0 days		4/10/2020	4/10/2020	Marketin
17	0%	Go live		0 days		4/10/2020	4/10/2020	Logistics
18	0%	Urgent task		1 day		9/30/2019	10/1/2019	Legal

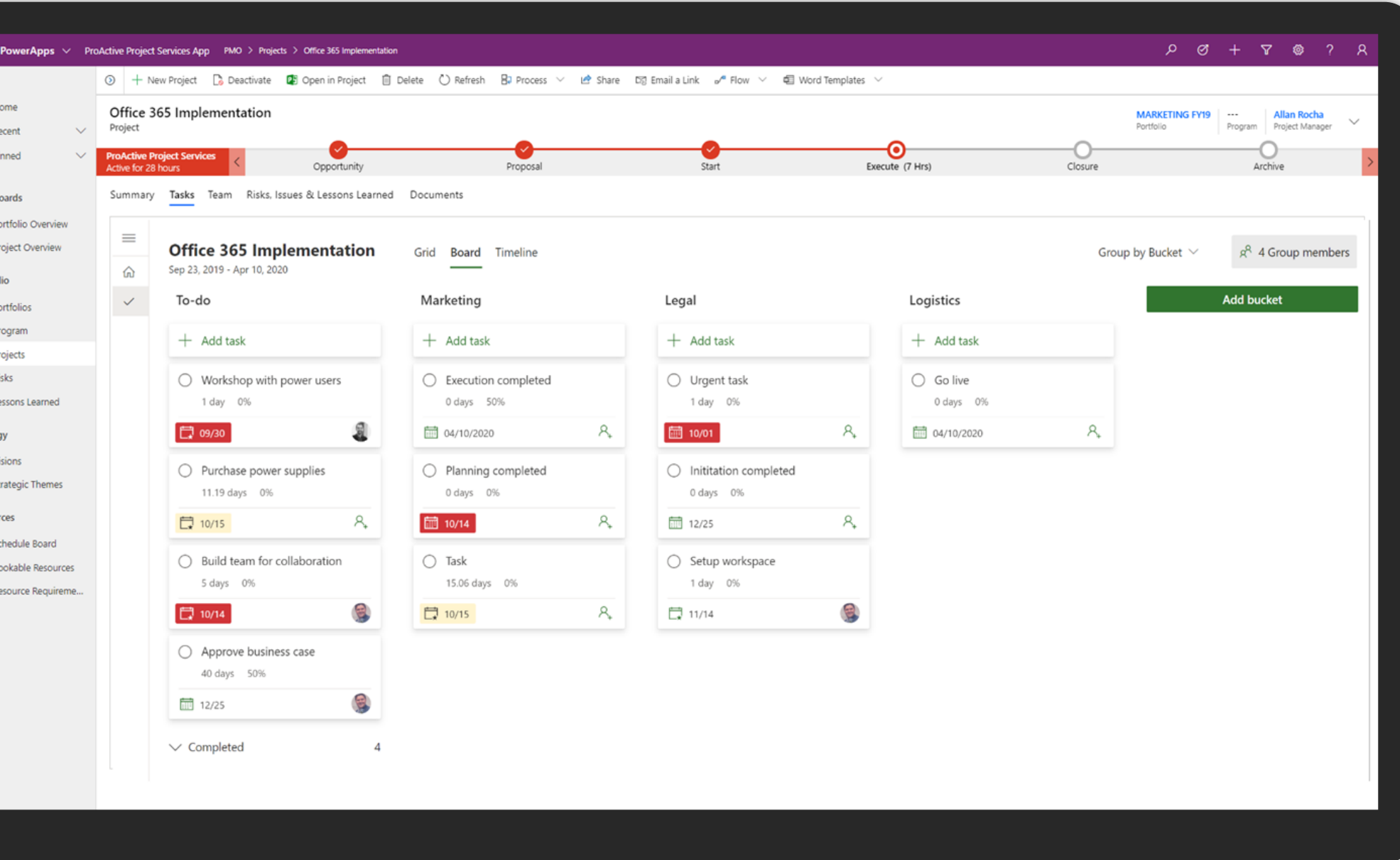
Gantt Chart

Board view

Grid view

Schedule engine

PROJECT A tool made for planning



Gantt Chart

Board view

Grid view

Schedule engine

PROJECT A tool made for planning



The screenshot shows the Project Planner interface for a project named "Office 365 Implementation". At the top, there is a navigation bar with "PowerApps", "ProActive Project Services App", "PMO", and "Projects". Below this is a project overview section with a timeline showing stages: Opportunity, Proposal, Start, Execute (7 Hrs), Closure, and Archive. The "Execute" stage is currently active. The main area is divided into a task list on the left and a Gantt chart on the right. The task list includes tasks like "Initiation", "Create business case", "Elabora risk...", "Workshop wi...", "Approve busi...", "Initiation co...", "Planning", "Create high l...", "Request reso...", "Build team f...", "Planning co...", "Execution", "Setup works...", "Purchase po...", "Task", and "Execution co...". The Gantt chart shows the duration of each task across a calendar grid from September to December. A detailed view of the "Create business case" task is shown on the right, including its start and finish dates, duration, and effort.

Task ID	Task Name	Start Date	Finish Date	Duration	% Complete
1	Initiation	09/30/2019	10/21/2019	15 days	100
2	Create business case	09/30/2019	10/21/2019	15 days	100
3	Elabora risk...	09/30/2019	10/21/2019	15 days	100
4	Workshop wi...	10/01/2019	10/21/2019	15 days	100
5	Approve busi...	10/01/2019	10/21/2019	15 days	100
6	Initiation co...	10/01/2019	10/21/2019	15 days	100
7	Planning	10/01/2019	10/21/2019	15 days	100
8	Create high l...	10/01/2019	10/21/2019	15 days	100
9	Request reso...	10/01/2019	10/21/2019	15 days	100
10	Build team f...	10/01/2019	10/21/2019	15 days	100
11	Planning co...	10/01/2019	10/21/2019	15 days	100
12	Execution	10/01/2019	10/21/2019	15 days	100
13	Setup works...	10/01/2019	10/21/2019	15 days	100
14	Purchase po...	10/01/2019	10/21/2019	15 days	100
15	Task	10/01/2019	10/21/2019	15 days	100
16	Execution co...	10/01/2019	10/21/2019	15 days	100


Gantt Chart

Board view

Grid view

Schedule engine

Resource requirements and allocations



- Integrated with project plan / approval process / hard, soft and proposed booking

The screenshot displays the PPMPRO interface for the 'Office 365 Implementation' project. The top navigation bar includes the PPMPRO logo and the project name. A progress bar shows the project stages: Opportunity, Proposal, Start, Execute (7 Hrs), Closure, and Archive. The 'Execute' stage is currently active.

The main content area is divided into two sections:

Team Members

Bookable Res...	Start	Finish	Total Effort (H...	Hard Booked ...	Effort Comple...	Effort Remaini...	Soft Booked H...
Allan Rocha	21-10-2019	29-11-2019	448,00	142,50	120,00	328,00	90,00
Tiago Paes	14-10-2019	02-12-2019	168,00	---	160,00	8,00	---
Diego Pereira	21-10-2019	22-11-2019	120,00	120,00	120,00	0,00	---
Kristina Helms	21-10-2019	06-12-2019	40,00	44,80	40,00	0,00	22,40

Resource Requirements

Name	From Date	To Date	Effort	Status	Allocation ...	Percentage	Owner
PMO Service	07-10-2019	21-11-2019	---	Active	Percentage c...	25,00	Allan Rocha
Consultancy	21-10-2019	14-11-2019	---	Active	Full capacity	---	Allan Rocha

PPMPRO Project Resource Allocations

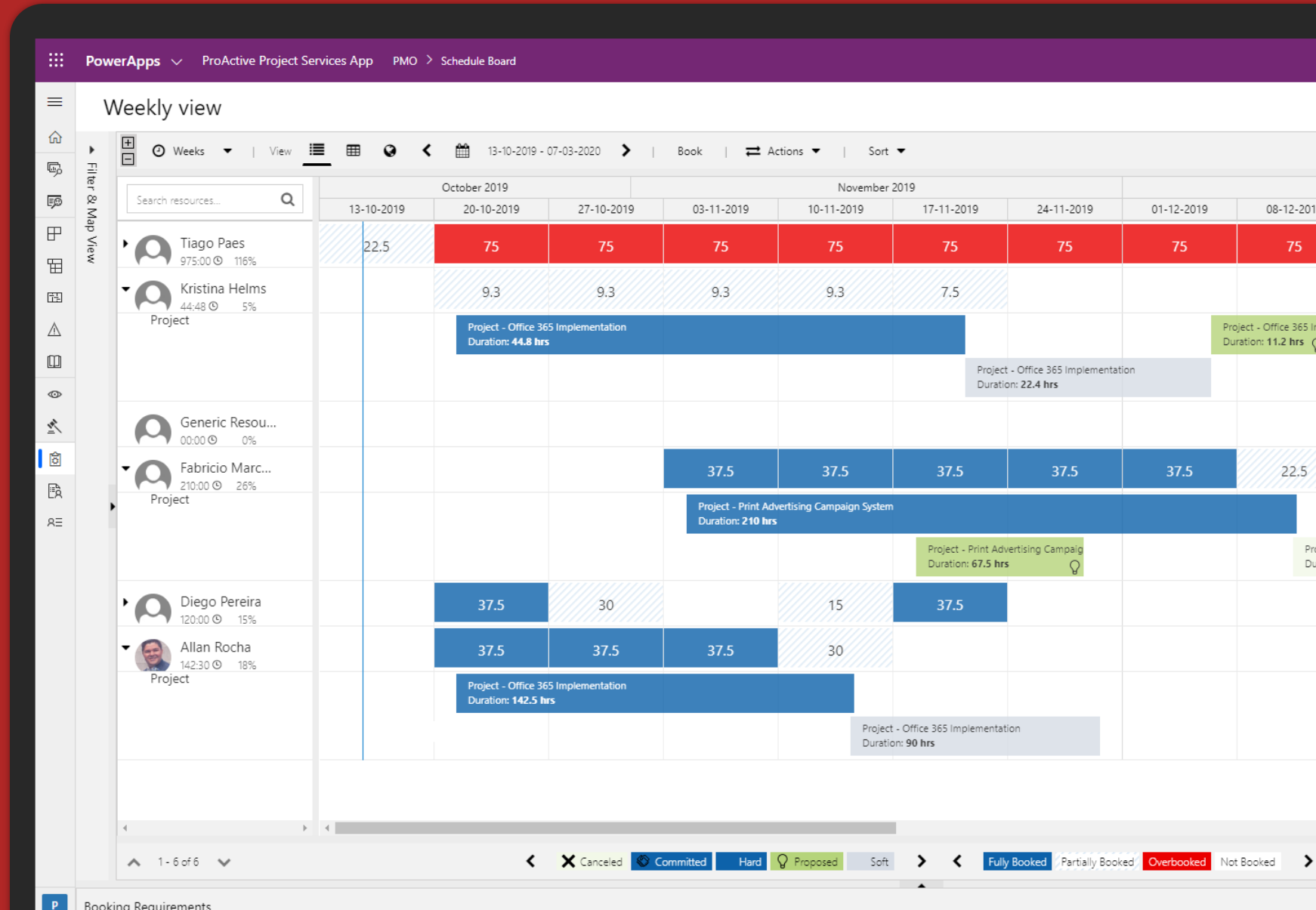
PPMPRO Resource Overview Chart

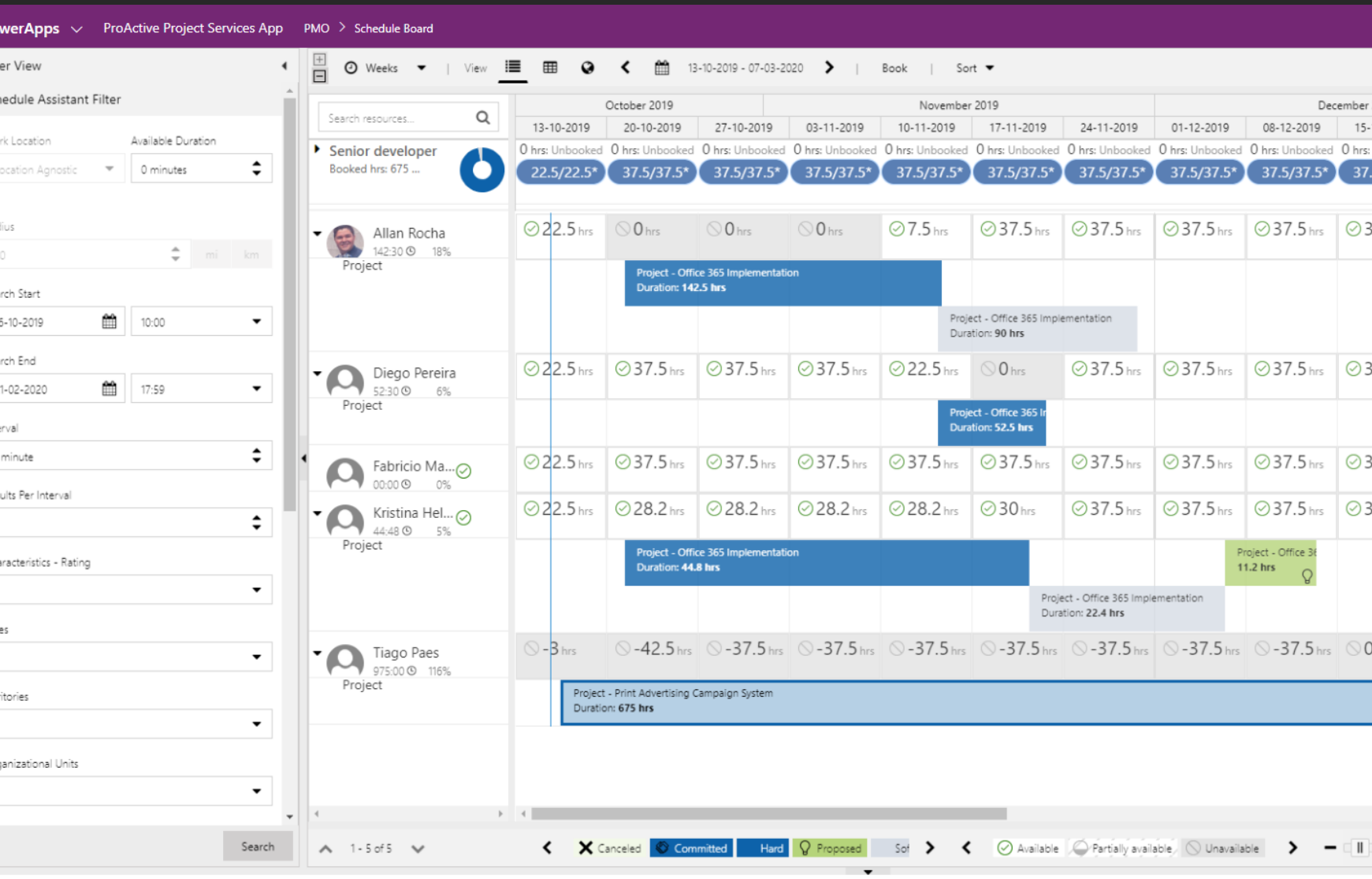
Legend: Sum (Total Effort (Hours)) (Red), Sum (Hard Booked Hours) (Blue), Sum (Soft Booked Hours) (Grey)

Bookable Resource	Sum (Total Effort (Hours))	Sum (Hard Booked Hours)	Sum (Soft Booked Hours)
Allan Rocha	448,00	142,50	120,00
Diego Pereira	120,00	120,00	120,00
Kristina Helms	40,00	44,80	40,00
Tiago Paes	168,00	0,00	160,00

Controlled resources

Allocation on generic level
Approval process
Resources overview





Controlled resources

- Allocation on generic level
- Approval process
- Resources overview

Financial overview

- Budget capturing
- Flexible cost structure
- Actuals tracking
- Benefits realization
- Synchronize with ERP

The screenshot shows the PPM PRO interface for a project named 'Project for the Web (ACR)'. The main view is a budget table with columns for months from Jan 2020 to Oct 2020, and a 'Total' column. A red circle highlights a dropdown menu for 'Current' budget snapshots, which lists several entries with their creation dates and times.

Snapshot	Jan 2020	Feb 2020	Mar 2020	Apr 2020	May 2020	Jun 2020	Jul 2020	Aug 2020	Sep 2020	Oct 2020	Total
Current											
Phase 1 - Simulation (14-04-2020 23:22)											
Budget 2 (15-04-2020 09:59)	55,0	55,0	55,0	55,0	150,0						425,0
Approved by board (15-04-2020 11:00)	55,0	55,0	55,0	55,0							275,0
New budget 2020-Q2 (22-04-2020 11:42)					150,0						150,0
Scenario A (22-04-2020 11:44)											
Hardware for B	100,0	100,0									200,0
CC X		5,0	5,0	5,0	5,0						25,0
CC Z		10,0	10,0								20,0
Internal		10,0	10,0								20,0
Cost Center 3		30,0	30,0	10,0	10,0	10,0	10,0	10,0	10,0	10,0	140,0
Software		10,0	10,0	10,0	10,0	10,0	10,0	10,0	10,0		100,0
CC X		20,0	20,0								40,0
CC X		195,0	200,0	70,0	70,0	70,0	165,0	10,0	10,0	10,0	810,0

Office 365 Implementation Project

MARKETING FY19 Portfolio | Allan Rocha Project Manager

ProActive Project Services Active for 26 hours

Opportunity Proposal Start Execute (5 Hrs) Closure Archive

Summary Tasks Team Risks, Issues & Lessons Learned Documents

Risks

Title	Risk Stat...	Assigne...	Created On	Impact	Probabili...	Exposure	Project
Cloud servers availability for selected region	Active	Allan Rocha	15-10-2019 1...	10	90	900,00	Office
Currency volatility	Active	Allan Rocha	14-10-2019 2...	3	40	120,00	Office
Licenses changing during the project	Active	Diego Pereira...	15-10-2019 1...	7	60	420,00	Office
Low engagement from the sponsors	Active	Allan Rocha	15-10-2019 1...	2	80	160,00	Office
Technology not available in the selected market	Postponed	Diego Pereira...	15-10-2019 1...	10	90	900,00	Office
Transportation costs very expensive	Postponed	Tiago Paes	15-10-2019 1...	10	100	1.000,00	Office

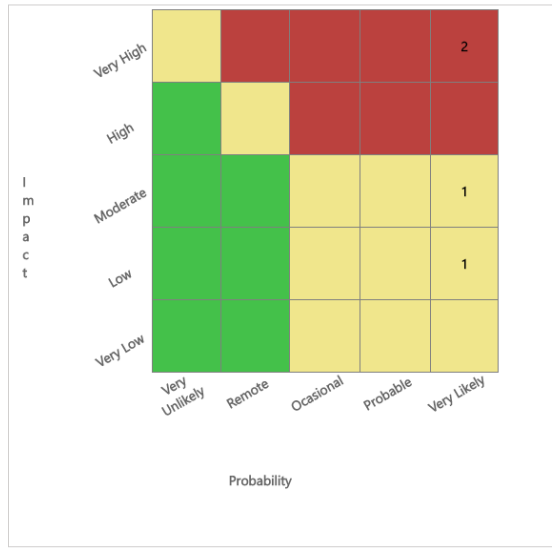
Lessons Learned

Lessons Learned

PPM PRO

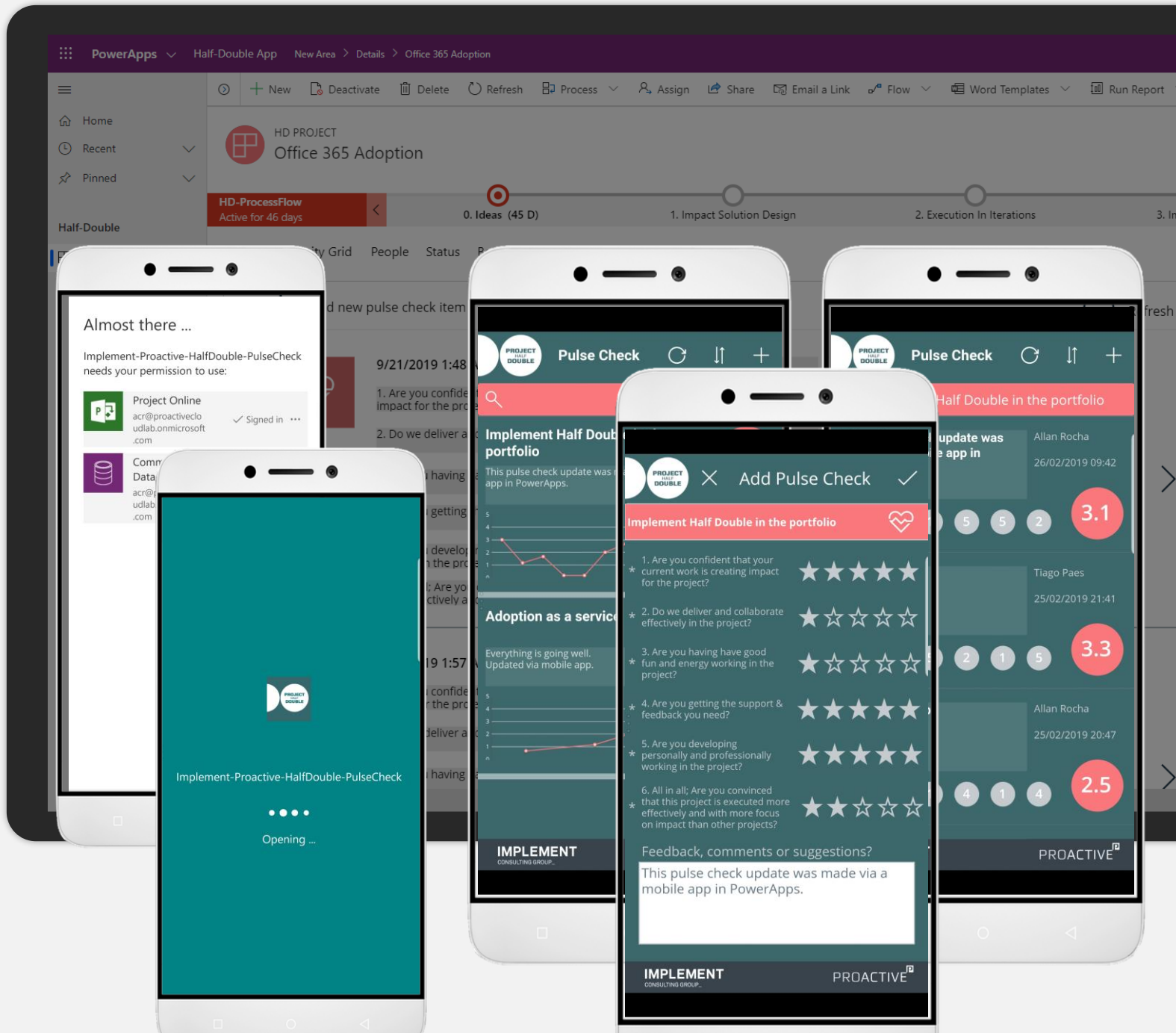
Risk management

- Connected to your project data
- Easy to input and modify existing items
- Best practices and flexible form
- Easy to report and roll-up to the portfolio level.



Pulse Check

A biweekly method of checking the pulse of your key stakeholders, completely built in for the Microsoft Office 365 PPM and PowerPlatform .



Quick Create: Pulse Check

1. Does your current work creates impact? ★★★★☆
2. Do we deliver and collaborate effectively? ★★★☆☆
3. Are you having fun working on this project? ★★★★☆
4. Are you getting the support & feedback you need? ★★★★★
5. Personal and professional development? ★★★★☆
6. Are we having focus on impact? ★★★★☆

Comments * Due to our exclusive partnership with I...

Feedback

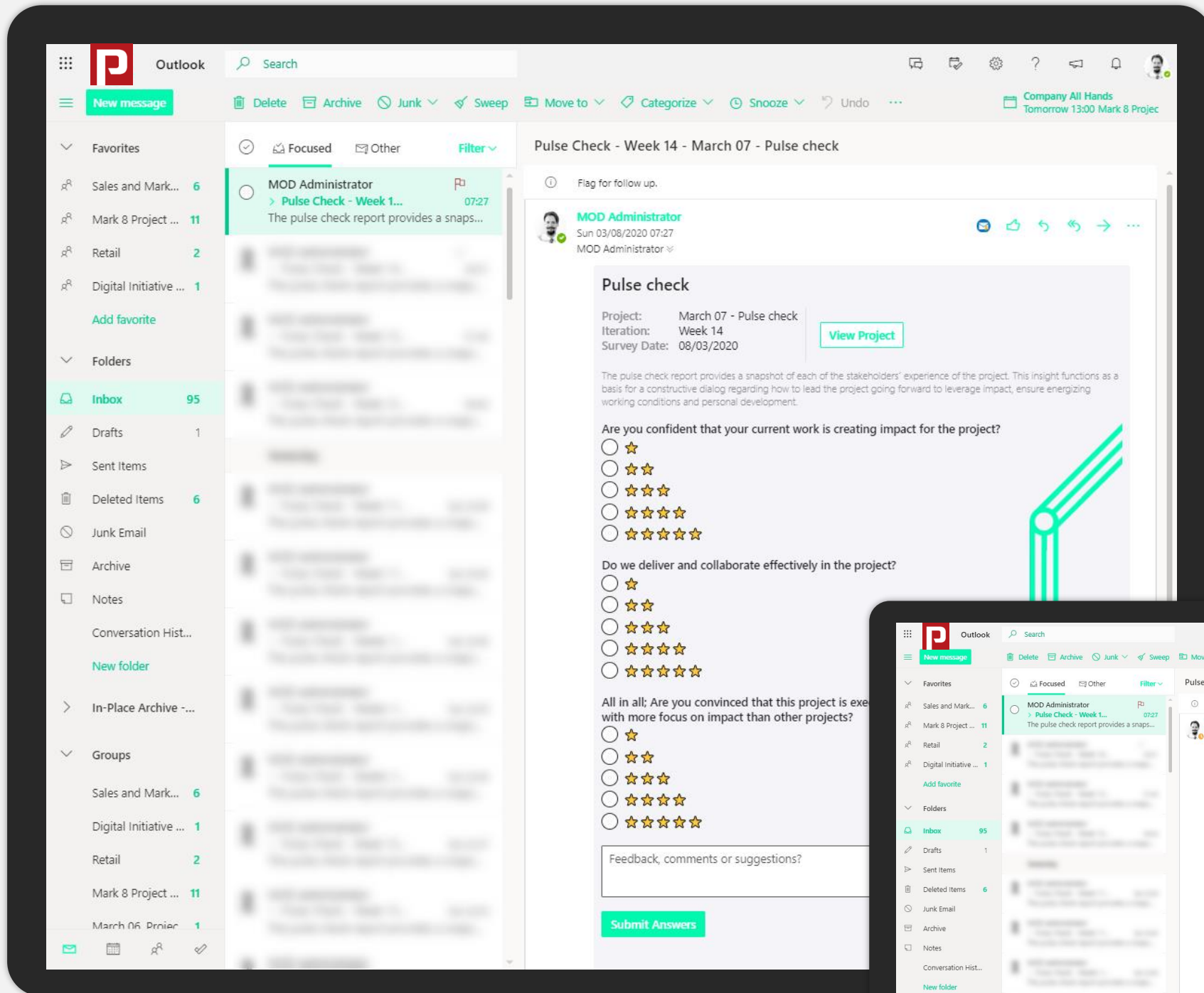
Owner * [Allan Rocha](#)

Save and Close

PROJECT
HALF
DOUBLE


Pulse Check

A biweekly method of checking the pulse of your key stakeholders, completely built in for the Microsoft Office 365 PPM and PowerPlatform .



PPM PRO

PROACTIVE



Power BI Integration

Embed filtered Power BI Reports or Dashboards directly into the PowerPlatform

PPM  RO

The screenshot shows a PowerApps interface for a project named 'Adoption as a service'. The interface includes a navigation pane on the left with categories like Home, Recent, Pinned, Dashboards, Portfolio, Strategy, and Resources. The main content area displays a 'Filtered Power BI embedding demo' titled 'Impact checker one-pager'. This demo features a progress bar at the top with stages: 0. Ideas (25 D), 1. Impact Solution Design, 2. Execution In Iterations, and 3. Impact Realization. Below the progress bar, there are three tweet cards from Allan Rocha dated Feb 28, 2019. The bottom section contains two charts: '1. Are you confident that your current work is creating impact for the project?' and '2. Do we deliver and collaborate effectively in the project?'. Each chart has a corresponding bar chart showing an overall score.

Date	Score
15/02/2019 12:28:57	1.0
15/02/2019 12:29:04	3.0
25/02/2019 19:46:38	2.0
28/02/2019 18:41:47	1.0
Total Impact	1.75

Date	Score
15/02/2019 12:28:57	3.0
15/02/2019 12:29:04	4.0
25/02/2019 19:46:38	1.0
28/02/2019 18:41:47	1.0
Total Flow	2.25



Power BI



Power BI

Power BI Integration

Embed filtered Power BI Reports or Dashboards directly into the PowerPlatform

Power BI GRP365_Half Do... > Half Double by ProActive AS | Half Double by ProActive AS | Data updated 3/13/20

Pages | Export | Share | Subscribe | Comments | Unfavorite

Pages

- 01-Free slots w/ projects
- 01-Free slots
- 02-Lighthouse map
- 03-Portfolio prioritization...
- 04-Portfolio Board
- DP1
- DP2
- DP2-Impact Case
- DP2-Impact checker o...**
- DP2-Risk Action
- DP2-Key stakeholders o...
- DP2-Project organization
- DP2-MVP Design
- DP2-Impact tracking
- DP2-Objective hierarchy
- DP2-Pulse check
- DP2-Impact Delivery

DP2 Impact checker one-pager

PROJECT TITLE: TEST ACR Demo Project

3/13/2020 12:58:27 PM	3/12/2020 11:55:14 AM	3/12/2020 10:06:13 AM
41%	39%	30%
Medical Helpline 1813 is the emergency line in The Capital Region of Denmark. Allan Christian Rocha	all good Allan Christian Rocha	Insight Tweet Insight Tweet Insight Tweet Insight Tweet Insight Tweet Allan Christian Rocha

1. Are you confident that your current work is creating impact for the project?

3/12/2020 11:40:51 AM | 3/12/2020 11:45:05 AM | 3/12/2020 11:49:15 AM

IMPACT

2.25

2. Do we deliver and collaborate effectively in the project?

3/12/2020 11:40:51 AM | 3/12/2020 11:45:05 AM | 3/12/2020 11:49:15 AM

FLOW

4.25

LEADERSHIP STATUS CORNER

Cost Progress Scope

Comments

Have you suffered an injury or have you suddenly become ill when the local physician is closed? Then dial 1813 if you need help. Can it wait? Then call your own or a local GP to make an appointment, get repeat prescriptions, etc.

TIME TO IMPACT
15

BUSINESS VALUE
21

+

TIME CRITICALITY
2

+

RISK REDUCTION OR OPPORTUNITY
8

=

TIME WEIGHTED IMPACT
31

/

JOB SIZE OR COMPLEXITY
2

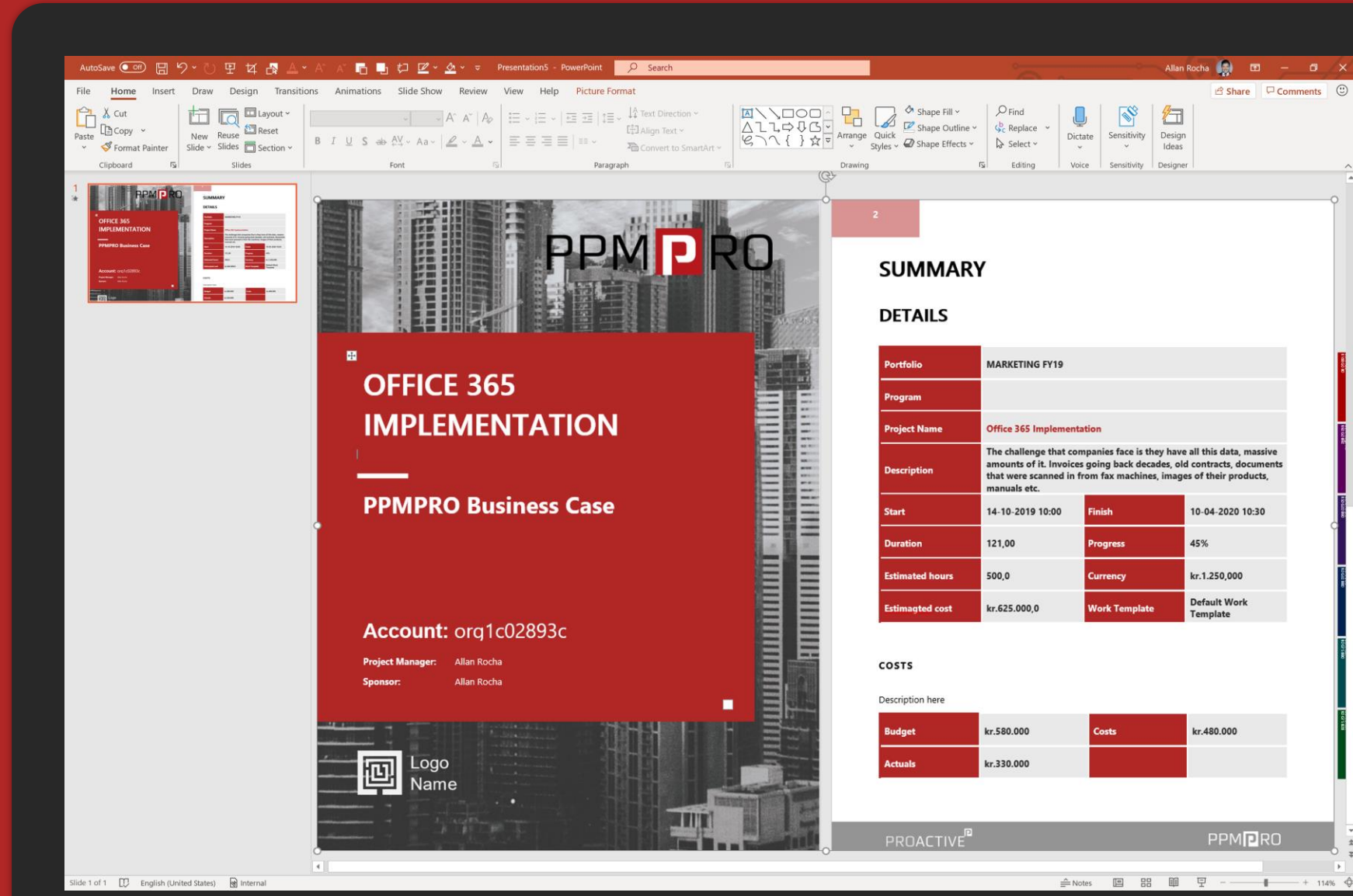
=

PORTFOLIO W...
16

PowerPoint Generator

Automatically generate documents based on your templates:


- Word or PowerPoint



PPMPRO-CloudLab-Status Reporting 15_10_2019 16-33-56.d... - Saved

Home Insert Draw Design Layout References Mailings Review View Developer Help Table Design Layout

Share Comments



OFFICE 365 IMPLEMENTATION

PPMPRO Business Case

Account: org1c02893c

Project Manager: Allan Rocha

Sponsor: Allan Rocha

Logo Name

SUMMARY

DETAILS

Portfolio	MARKETING FY19		
Program			
Project Name	Office 365 Implementation		
Description	The challenge that companies face is they have all this data, massive amounts of it. Invoices going back decades, old contracts, documents that were scanned in from fax machines, images of their products, manuals etc.		
Start	14-10-2019 10:00	Finish	10-04-2020 10:30
Duration	121,00	Progress	45%
Estimated hours	500,0	Currency	kr.1.250,000
Estimagted cost	kr.625.000,0	Work Template	Default Work Template

COSTS

Description here

Budget	kr.580.000	Costs	kr.480.000
Actuals	kr.330.000		

Word Templates

Automatically generate documents based on your templates:

- Standard functionality
- Word documents

PPMPRO-CloudLab-Status Reporting 15_10_2019 16-33-56.d... - Saved

Home Insert Draw Design Layout References Mailings Review View Developer Help Table Design Layout

3

EFFORT

Description here

Effort	768,00	Effort completed	440,00
Effort remaining	328,00		

RISKS

description here

TITLE	DESCRIPTION	STATUS	IMPACT	EXPOSURE
Currency volatility	The challenge that companies face is they have all this data, massive amounts of it. Invoices going back decades, old contracts, documents that were scanned in from fax machines, images of their products, manuals etc.	Active	3	120,00
Licenses changing during the project	Definition of 'Risk' Definition: Risk implies future uncertainty about deviation from expected earnings or expected outcome. Risk measures the uncertainty that an investor is willing to take to realize a gain from an investment. Description: Risks are of different types and originate from different situations.	Active	7	420,00
Low engagement from the sponsors	The challenge that companies face is they have all this data, massive amounts of it. Invoices going back decades, old contracts, documents that were scanned in from fax machines, images of their products, manuals etc.	Active	2	160,00

4

Technology not available in the selected market	Another such example is the JFK files demo. When the US Government declassified thousands of pages relating to the JFK assassination, we were able to take the volumes of PDF data, ingest it, and bring structure and identify relationships with the data.	Postponed	10	900,00
Transportation costs very expensive		Postponed	10	1.000,00
Cloud servers availability for selected region		Active	10	900,00

LESSONS LEARNED

description here

TITLE	DESCRIPTION	CREATED BY	CREATED ON
Sharing knowledge improve teams motivation	Let's have a look at Wolters Kluwer, a global information services company operating in Legal & Regulatory, Tax & Accounting, and Health industries.	Allan Rocha	15-10-2019 16:18

PROJECT TEAM

Description

RESOURCE	EFFORT	EFFORT COMPLETED	ROLE
Allan Rocha	448,00	120,00	
Tiago Paes	168,00	160,00	
Diego Pereira	120,00	120,00	

5 388 words English (United States)

Display Settings Focus 90%

Word Templates

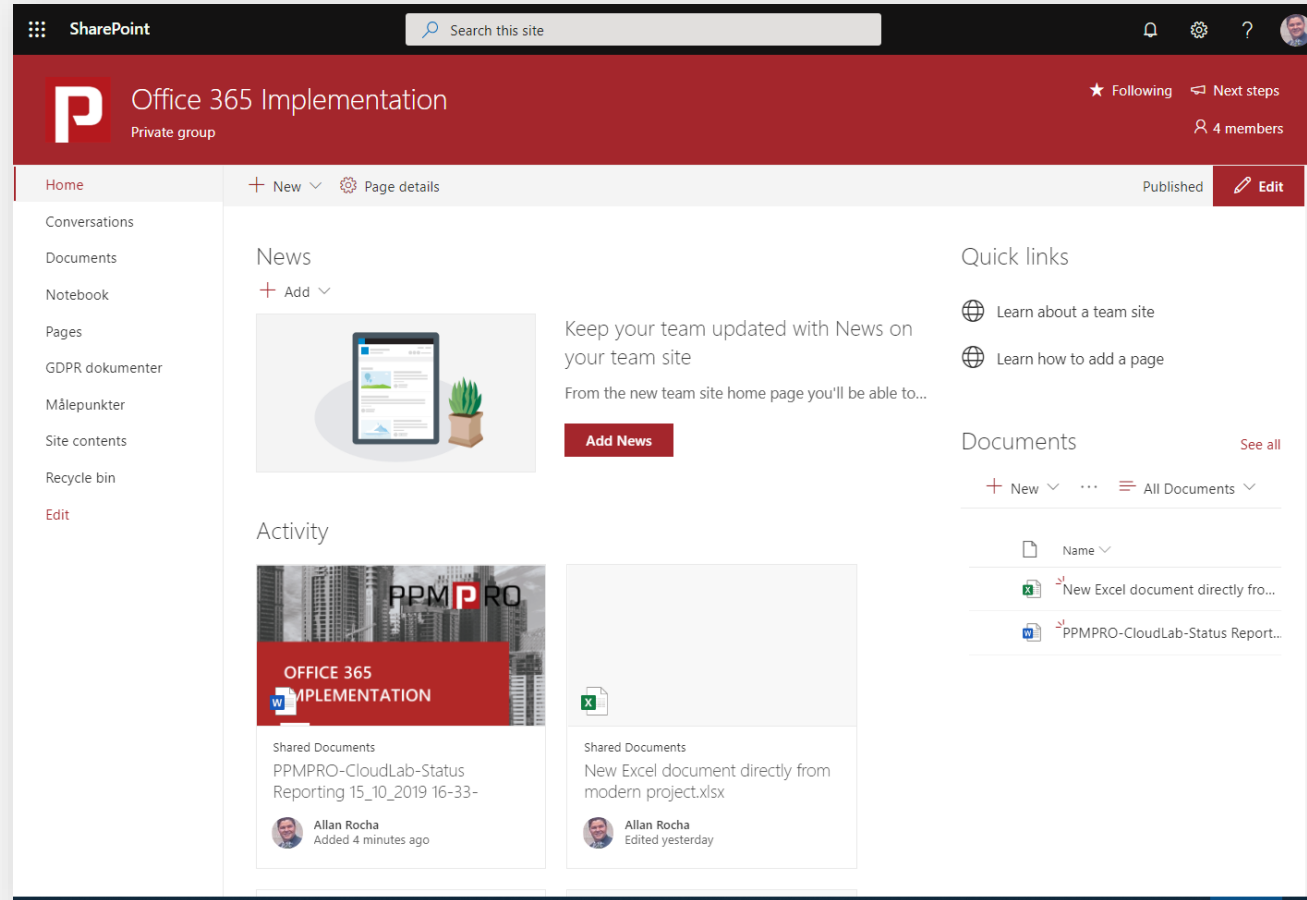

Automatically generate documents based on your templates:

- Standard functionality
- Word documents

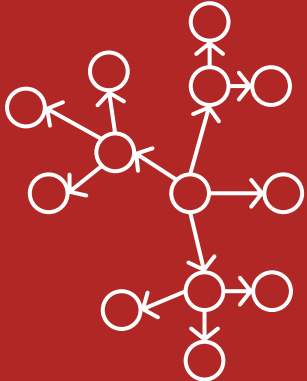
Office 365 Groups integration

Office 365 Groups

Mobile Access
Automatically Provisioned



External Sharing
Integration with Teams



Office 365 Groups Apps and mobile

The screenshot shows the SharePoint desktop interface for an Office 365 Group named "Office 365 Implementation". The page is a "Private group" with 3 members. A modal window is open, displaying the group's details. The modal includes sections for "About this group", "Group members", and "Apps".

Office 365 Implementation
Private group · 3 members
Send email Follow in inbox

About this group Invite others

Description
Office 365 Implementation

Email
Office365Implementation@proactivecloudlab.onmicrosoft.com

Group members

- Allan Rocha
- Diego Pereira
- Tiago Paes

Manage group members

Apps

- Teams
- Mail
- Calendar
- Groups
- Notebook
- Site
- Planner

The screenshot shows the mobile app interface for the "Office 365 Implementation" group. The app displays the group name, a "News" section with an "Add News" button, and an "Activity" section showing recent updates from group members.

SharePoint Office 365 Implementation Private group

Published Edit

News
Add

Keep your team updated with News on your team site
From the new team site home page you'll be able...

Add News

Activity

- PPMPRO PowerPoint.pptx
Allan Rocha Added 3 hours ago
- PPMPRO-CloudLab-S... 2019 16-33-56.docx
Allan Rocha Added 3 hours ago

Documents at a glance



Collaboration

PowerApps ProActive Project Services App PMO > Projects > Office 365 Implementation

Office 365 Implementation
Project

MARKETING FY19 Portfolio
Allan Rocha Project Manager

ProActive Project Services Active for 27 hours

Opportunity Proposal Start **Execute (6 Hrs)** Closure Archive

Summary Tasks Team Risks, Issues & Lessons Learned **Documents**

Web resources

Owner * Office365Implementation

Office 365 Group URL https://proactivecloudlab.sharepoint.com/_layouts/groupstatus.aspx?id=f7f0d103-067a-4bfe-ad8f-45a3132dc40c

	Name	Path	Modified	Modified by
✓	New Excel document directly from modern project.xlsx..	sites/Office365Implementation/S...	14-10-2019 13:24	Allan Rocha
	PPMPRO PowerPoint.pptx	sites/Office365Implementation/S...	15-10-2019 16:52	Allan Rocha
	PPMPRO-CloudLab-Status Reporting 15_10_2019 16-33	sites/Office365Implementation/S...	15-10-2019 16:41	Allan Rocha

+ New Upload Document Location ...

- Word
- Excel
- PowerPoint
- OneNote

Documents at a glance



Collaboration

The screenshot shows the PowerApps interface for a project named "Office 365 Implementation". The breadcrumb navigation is "PowerApps > ProActive Project Services App > PMO > Projects > Office 365 Implementation". The top toolbar includes actions like "New Project", "Deactivate", "Open in Project", "Delete", "Refresh", "Process", "Share", "Email a Link", "Flow", and "Word Templates". The main area displays a project timeline with stages: "Opportunity", "Proposal", "Start", "Execute (6 Hrs)", "Closure", and "Archive". A "ProActive Project Services" card indicates it is active for 27 hours. On the right, there are filters for "MARKETING FY19" (Portfolio) and "Allan Rocha" (Project Manager).

The Microsoft Teams sidebar shows navigation options: Activity, Chat, Teams, Calendar, Calls, and Files. The "Teams" section is expanded, showing "Your teams" with a list of teams, including "PPMPRO Demonstration Project".

Search or type a command

Office 365 Implementation > General ...

Conversations Files Wiki +

General > Office 365 Implementa...

New Upload Get link Open in SharePoint

Type	Name	Modified	Modified by	Size
Folder	General	Yesterday	Allan Rocha	
PowerPoint	PPMPRO PowerPoint.pptx	Yesterday	Allan Rocha	39.71 KB
Word Document	PPMPRO-CloudLab-Status Reporting 15_10_2019 16-33-56.docx	Yesterday	Allan Rocha	1.41 MB
Excel Document	New Excel document directly from modern project.xlsx	10/14	Allan Rocha	15.62 KB



Time Registration (Timesheets)



Microsoft Teams interface showing the PPM PRO Time Registration timesheet for 27/04/2020. The interface includes a left-hand navigation pane with various teams and channels, and a main content area displaying a grid of time registration data.

Teams Integration Posts Files Wiki Teams Integration (Por... Timesheet +

PPM PRO Time Registration < 27/04/2020 04/05/2020 > [Save]

	Mon	Tue	Wed	Thu	Fri	Sat	Sun	Total	Progress
PPM PRO 2020 Project > test task 2	2							2	802 / 800
PPM PRO 2020 Project > test task 1		1						1	801 / 800
Project for the Web (ACR) > Detailed Business Case		7.5	7.5					15	15 / 102.5
Project for the Web (ACR) > Create Virtual Office								0	177.5 / 177.5
Project for the Web (ACR) > Send evaluation form				3				3	65 / 124
Project Flagship (PKJ) > Business case evaluation					5			5	28 / 46
Project Flagship (PKJ) > Insert task								0	23 / 46
Project Flagship (PKJ) > Insert task								0	181 / 181

Navigation Pane (Left):

- Microsoft Teams
- Activity
- Chat
- Teams
- Calendar
- Calls
- Files
- Teams
- ProActiveCloudLab
- PPM PRO Demonstration Project
 - General
 - Financials
 - Meetings
 - Teams Integration
 - 1 hidden channel
- PiedPiperCoin
- HalfDouble Methodology Guide
- Project Flagship (PKJ)
 - General
 - PM
- Strategy Roadmap AL
- PPM PRO-PPM PRO Demonstration Pr...
- HD-Implement Half Double in the ...
- PWA-ACR Configuration
- Office 365 Implementation
- Half Double Solution (ACR)
- PWA-TCP

Project priority grid

Rank projects based on their strategic impact

Review and baseline your decisions

PPM^{PRO}

PowerApps | Half-Double App | New Area > Details > Office 365 Adoption

HD PROJECT
Office 365 Adoption

HD-ProcessFlow
Active for 32 days

0. Ideas (31 D) | 1. Impact Solution Design | 2. Execution In Iterations

General | **Priority Grid** | People | Status | Board | Pulse Check | OnePager | Related

Portfolio weight

Created On	Created By	Business Value	Time Criticality	Job Size or Compl...	Risk Red
14-09-2019 01:47	Allan Rocha	15	5	3	
14-09-2019 01:54	Allan Rocha	21	13	5	

Quick Create: Priority Grid

Business Value: 7

Time Criticality: 15

Risk Reduction Or Opportunity: 6

Job Size or Complexity: 15

Owner: * Allan Rocha

Save and Close | Cancel

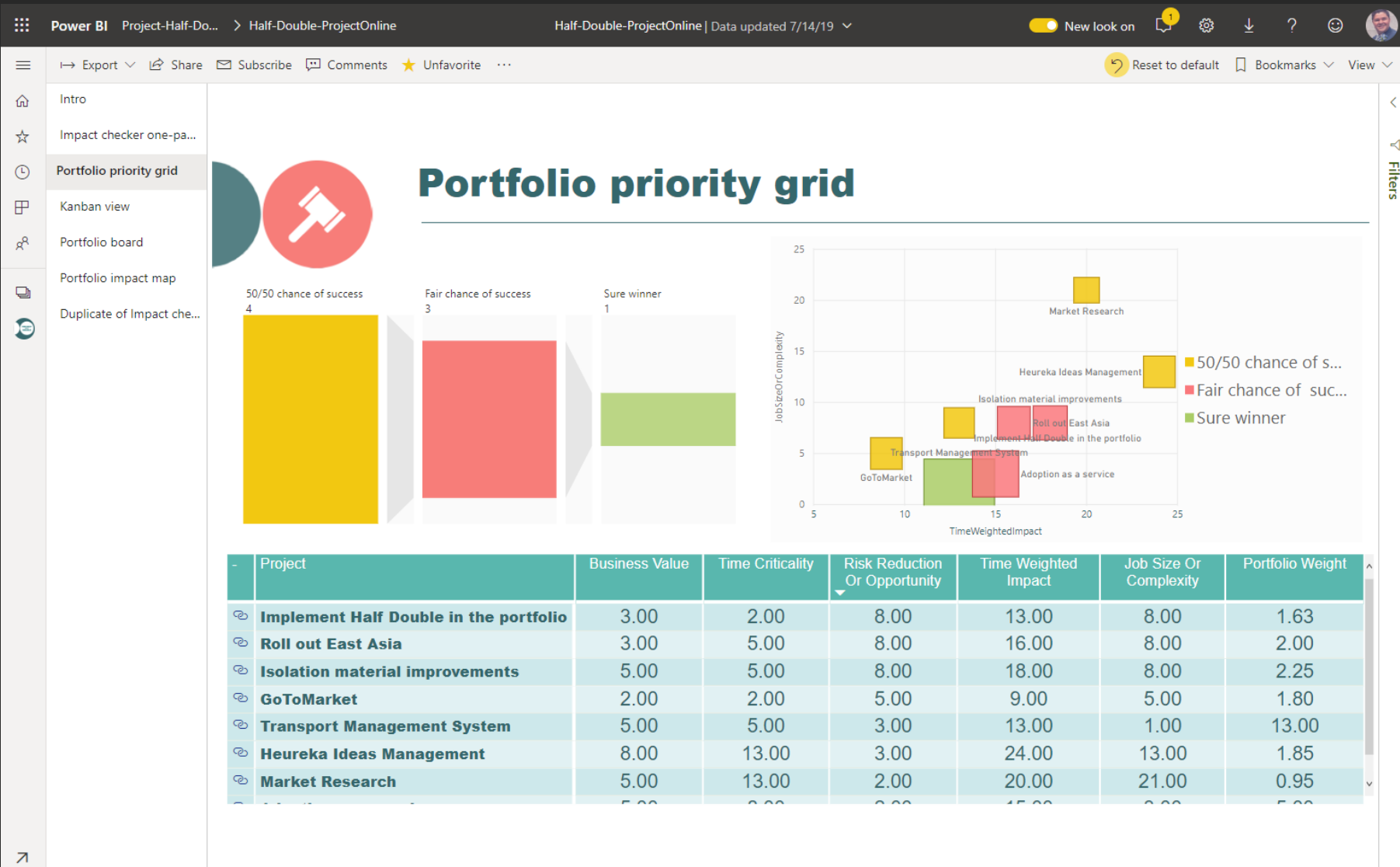
Project priority grid

Rank projects based on their strategic impact

Review and baseline your decisions

The screenshot displays the ProActive PMO software interface. At the top, there's a navigation bar with the ProActive logo and a breadcrumb trail: PMO > Projects > Business. Below this is a toolbar with various actions like 'New Project', 'Deactivate', 'Open in Project', 'Delete', 'Refresh', 'Process', 'Share', 'Email a Link', 'Flow', and 'Word Templates'. The main content area shows a project overview for 'PROJECT Business' with a 'Strategic Theme' of 'One company' and 'Free Slots' of '2.0 Impact Solution D...'. A progress bar indicates the project is in the '2.0 Impact Solution Design (2 Min)' phase. Below the progress bar, there are tabs for 'Summary', 'Impact Case', 'Sprints', 'Team', 'Priority Grid', 'Risks', 'MVP design', and 'Impact delivery'. The 'Priority Grid' tab is active, showing a 'Time to Impact (months)' of 12. Below this, there's a section for 'Latest Priority Grid (updated by the system)' with several sliders and values: Business Value (3), Time Criticality (13), Risk Reduction or Opportunity (3), Time Weighted Impact (19), Job size or complexity (5), and Portfolio Weight (4). On the right side, there's a table with columns for ID, Created On, Created By, Business V..., Time Crit..., Risk Redu..., and Time W... The table contains 6 rows of project data.

ID	Created On	Created By	Business V...	Time Crit...	Risk Redu...	Time W...
PG-1035	2/24/2020 1:38...	MOD Administr...	3	13	3	
PG-1034	2/24/2020 9:09...	MOD Administr...	5	8	13	
PG-1021	2/19/2020 10:4...	MOD Administr...	3	13	1	
PG-1020	2/19/2020 10:4...	MOD Administr...	21	21	21	
PG-1019	2/19/2020 10:4...	MOD Administr...	---	1	3	
PG-1018	2/19/2020 10:2...	MOD Administr...	5	13	21	



Project priority grid

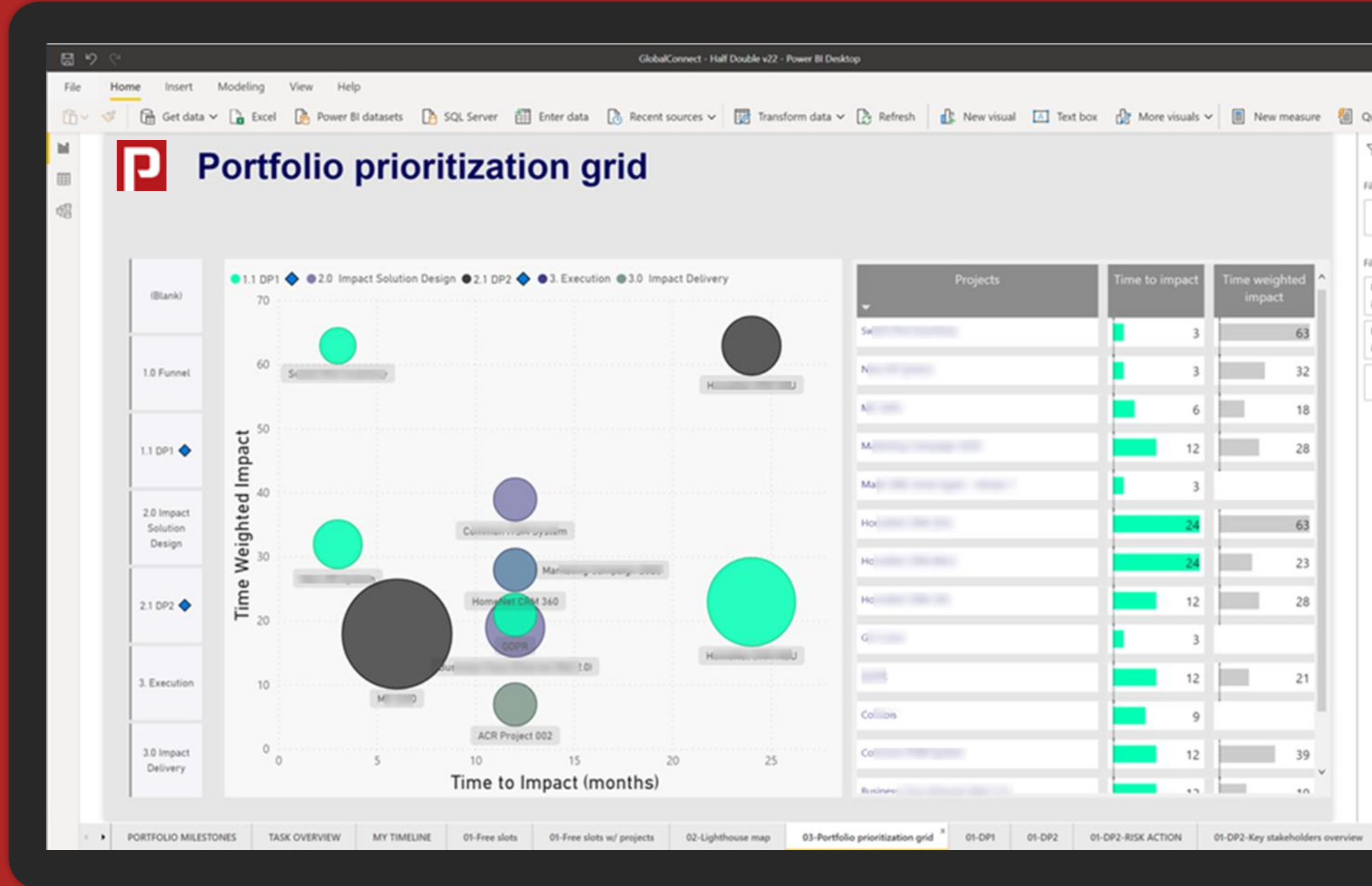
Rank projects based on their strategic impact

Review and baseline your decisions

Project priority grid

Rank projects based on their strategic impact

Review and baseline your decisions





AI Builder: bring AI to business process and applications



Enhanced processes and apps

Use point-and-click AI solutions to solve everyday tasks through Flow and PowerApps



AI for everyone

Enable anyone to implement and modify AI solutions with prebuilt, configurable templates



Extensible data models

Train AI models using data from CDS, ADLSv, and 230+ pre-built and custom connectors



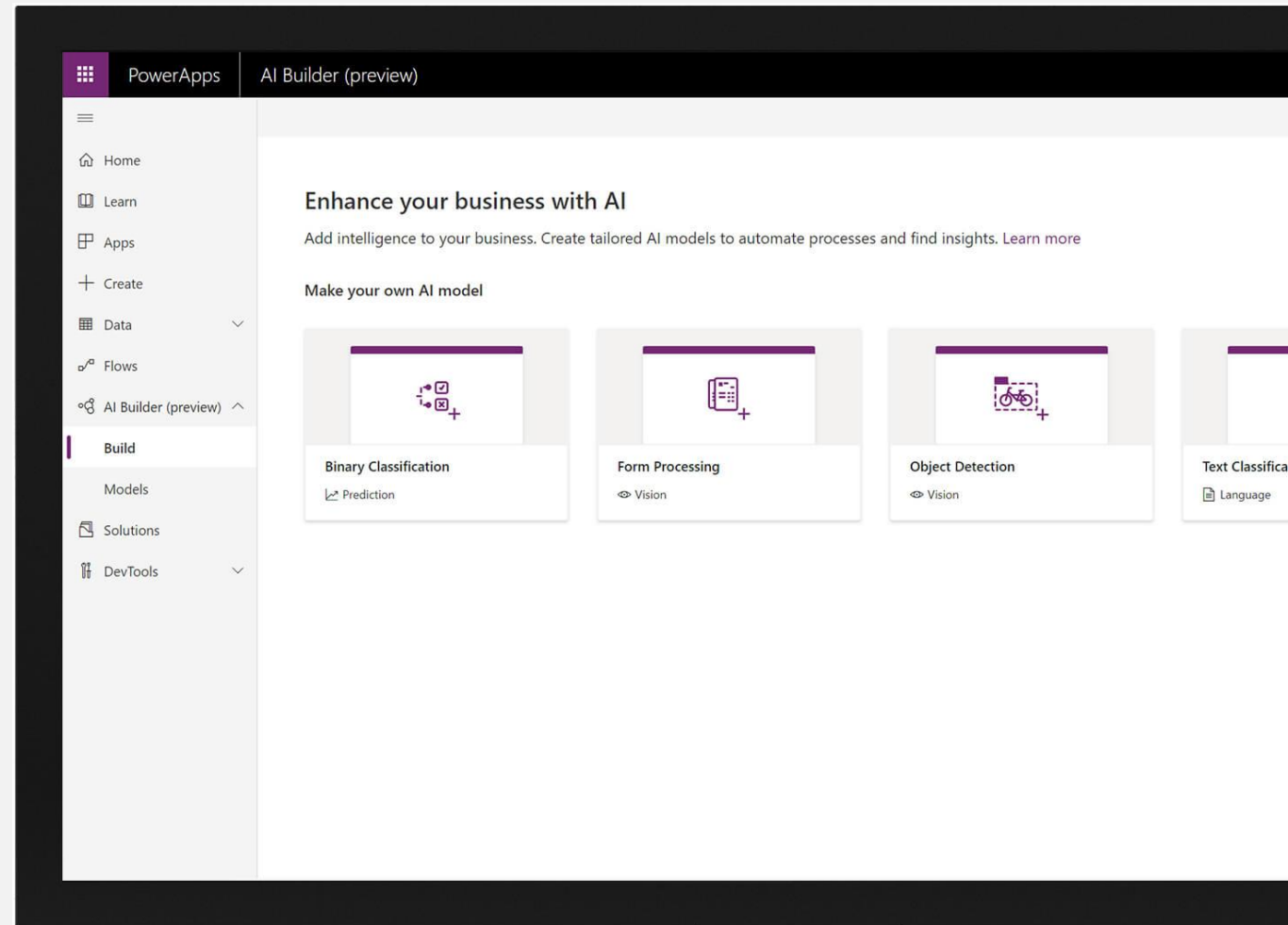
Customizable offerings

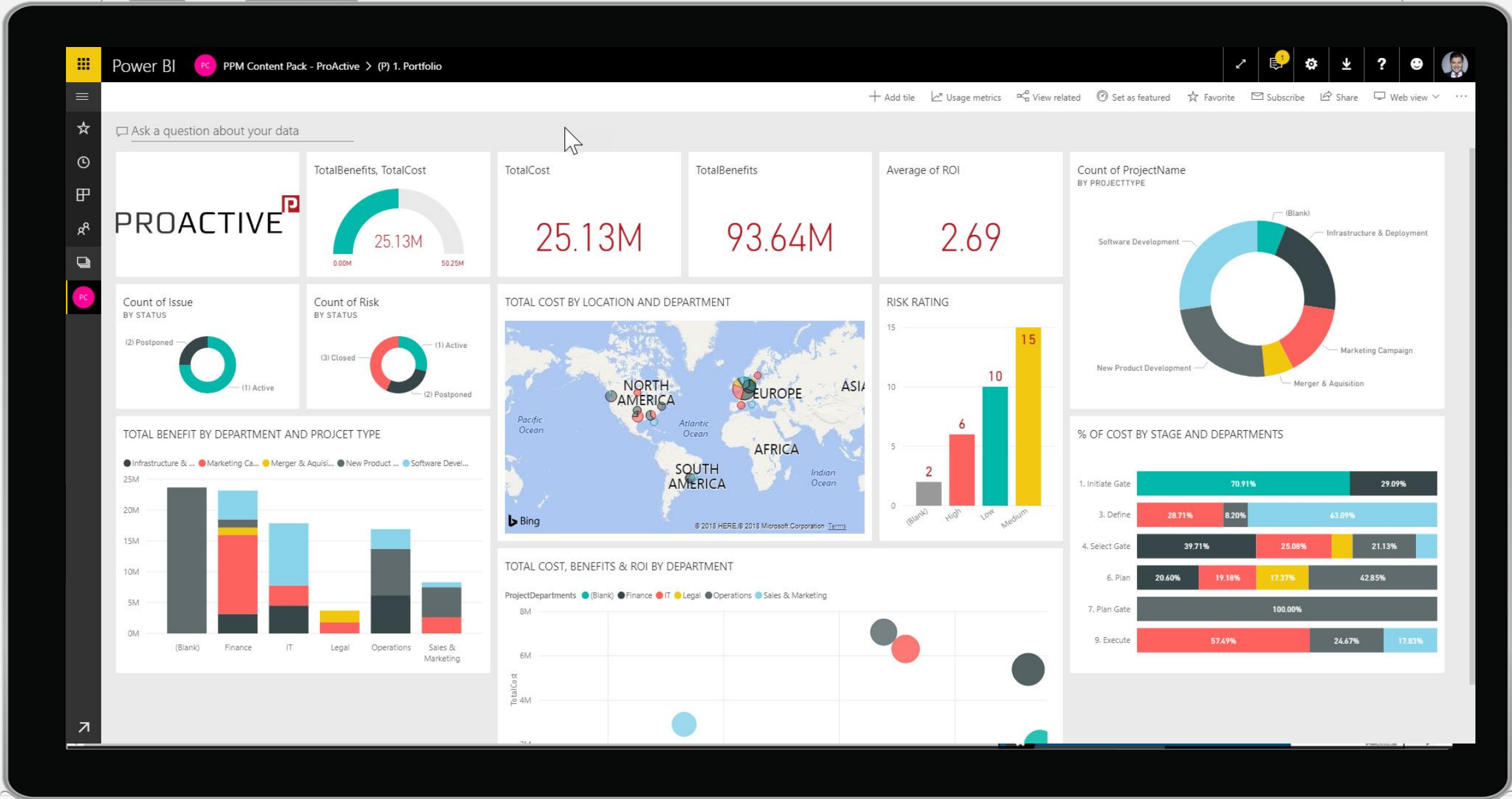
Customize Dynamics 365 AI offerings to specific schema and processes



Enterprise-grade, pro-dev

Rely on strong enterprise governance and security, as well as pro-dev extensibility

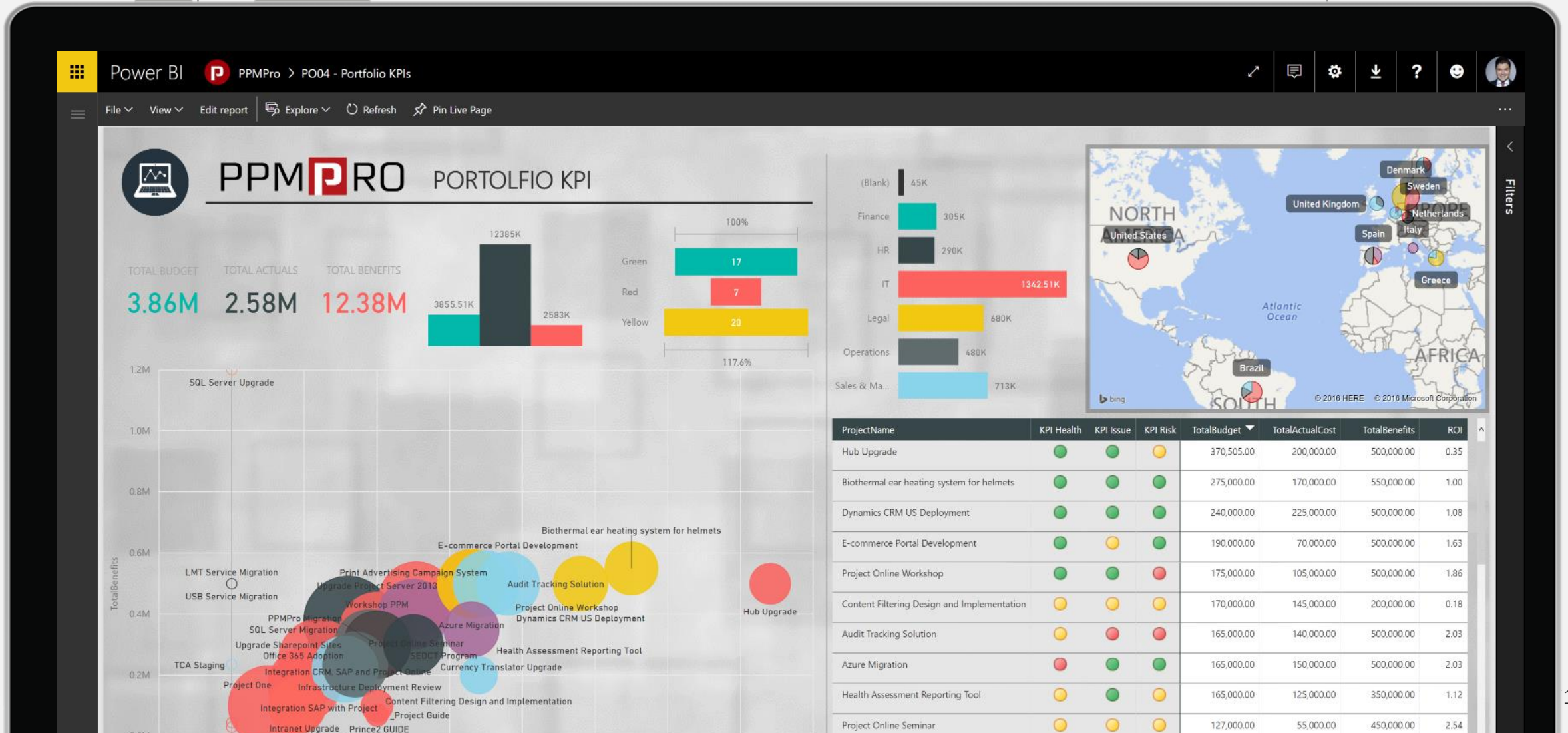




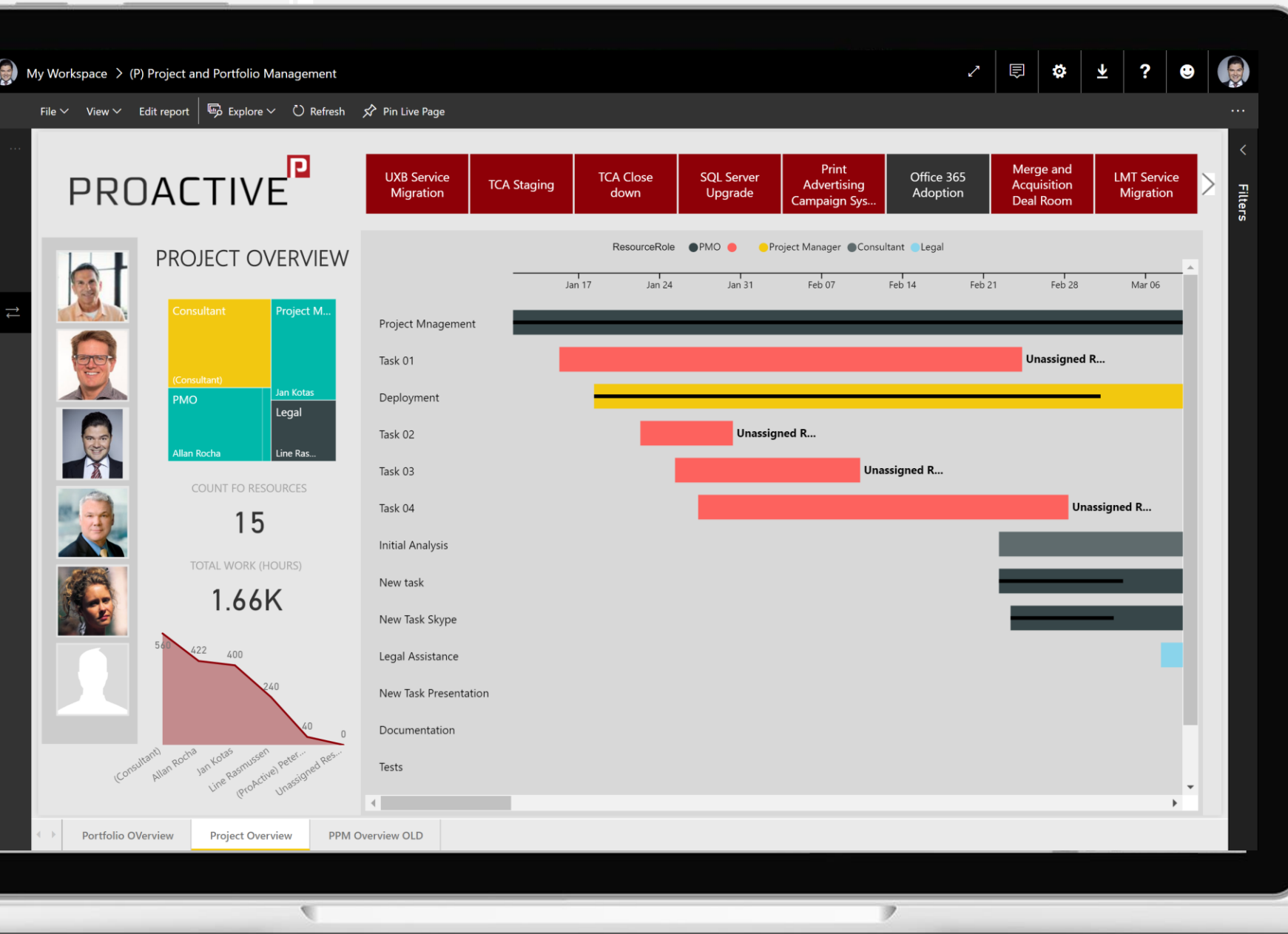
Interactive reports

Portfolio Overview

Key Performance Indicators



Detailed Reporting



Visibility for the entire organization

Personalized visuals and graphics

Export to PowerPoint

Mobile access

PPMPRO Project App PMO > Resources Overview

Resource Capacity

This - Year

11.44K
Capacity 8h

6,027.3
Allocated

5.41K
Availability

15
Count of Resources

14
Count of Projects

Year	Month	2020		2021		2022		2023		2024		2025		
		Capacity	Allocated	Capacity	Allocated	Capacity	Allocated	Capacity	Allocated	Capacity	Allocated	Capacity	Allocated	
Generic Crew 01	Generic Crew 01	184.00	184.00	184.00	184.00	184.00	184.00	184.00	184.00	184.00	184.00	184.00	184.00	
	Allan Deyoung	184.00	152.00	176.00	176.00	176.00	168.00	176.00	176.00	184.00	184.00	168.00	168.00	
	Diego Siciliani	184.00	152.00	176.00	176.00	176.00	168.00	176.00	176.00	184.00	184.00	168.00	168.00	
	Megan Bowen	184.00	152.00	176.00	176.00	176.00	168.00	176.00	176.00	184.00	184.00	168.00	168.00	
Generic Pool 01	Generic Pool 01	368.00	304.00	352.00	540.8	352.00	103.0	336.00	352.00	377.7	368.00	347.7	336.00	
	Diego Siciliani	184.00	152.00	176.00	176.00	176.00	168.00	176.00	176.00	184.00	184.00	168.00	168.00	
	Megan Bowen	184.00	152.00	176.00	176.00	176.00	168.00	176.00	176.00	184.00	184.00	168.00	168.00	
	MOD Administrator	0.00	0.00	0.00	0.00	0.00	0.00	0.00	0.00	0.00	0.00	0.00	0.00	
Generic Pool 02	Generic Pool 02	460.00	380.00	196.5	440.00	305.1	440.00	152.5	420.00	440.00	460.00	420.00	420.00	
	Adele Vance	184.00	152.00	176.00	176.00	176.00	168.00	176.00	176.00	184.00	184.00	168.00	168.00	
	Alex Wilber	184.00	152.00	176.00	176.00	176.00	168.00	176.00	176.00	184.00	184.00	168.00	168.00	
	Joni Sherman	92.00	76.00	88.00	88.00	88.00	84.00	88.00	88.00	92.00	92.00	84.00	84.00	
Total	1,012.00	836.00	1,364.8	968.00	1,579.4	968.00	515.9	924.00	168.0	968.00	553.7	1,012.00	531.7	924.00

Year	Pool name	2020 Qtr 1	2020 Qtr 2	2020 Qtr 3	2020 Qtr 4
Generic Crew 01	Generic Crew 01	-689.13	-84.33	0.00	0.00
	Generic Pool 01	-217.45	559.28	258.55	1,040.00
	Generic Pool 02	776.37	1,147.47	1,320.00	1,300.00

Year	Project Name	2020 Qtr 1	2020 Qtr 2	2020 Qtr 3	2020 Qtr 4	Total
Generic Crew 01	DEMO	600.0				600.0
	Kjaer DEMO	160.0				160.0
	Project Expansion into Asia	837.0	623.0	528.0	520.0	2,508.0
	Project Lottery 2020	500.0				500.0
	Project Mobile Internet	80.5				80.5
	Project Online Bet			125.5		125.5
	Project TCP Customer Care	65.2	462.0	222.2		749.4
	Project TCP Supporting Tickets	200.0				200.0
	Virtual bingo	221.9	152.5	449.8		824.2
	Total	2,944.2	1,237.6	1,325.5	520.0	6,027.3

CAPACITY vs ALLOCATED

Month	Allocated	Capacity 8h
January	1,012.00	1,012.00
February	836.00	1,364.8
March	1,364.8	1,579.4
April	515.9	968.00
May	168.0	968.00
June	553.7	968.00
July	531.6	968.00
August	410.2	968.00
September	383.6	968.00
October	176.0	968.00
November	168.0	968.00
December	176.0	968.00

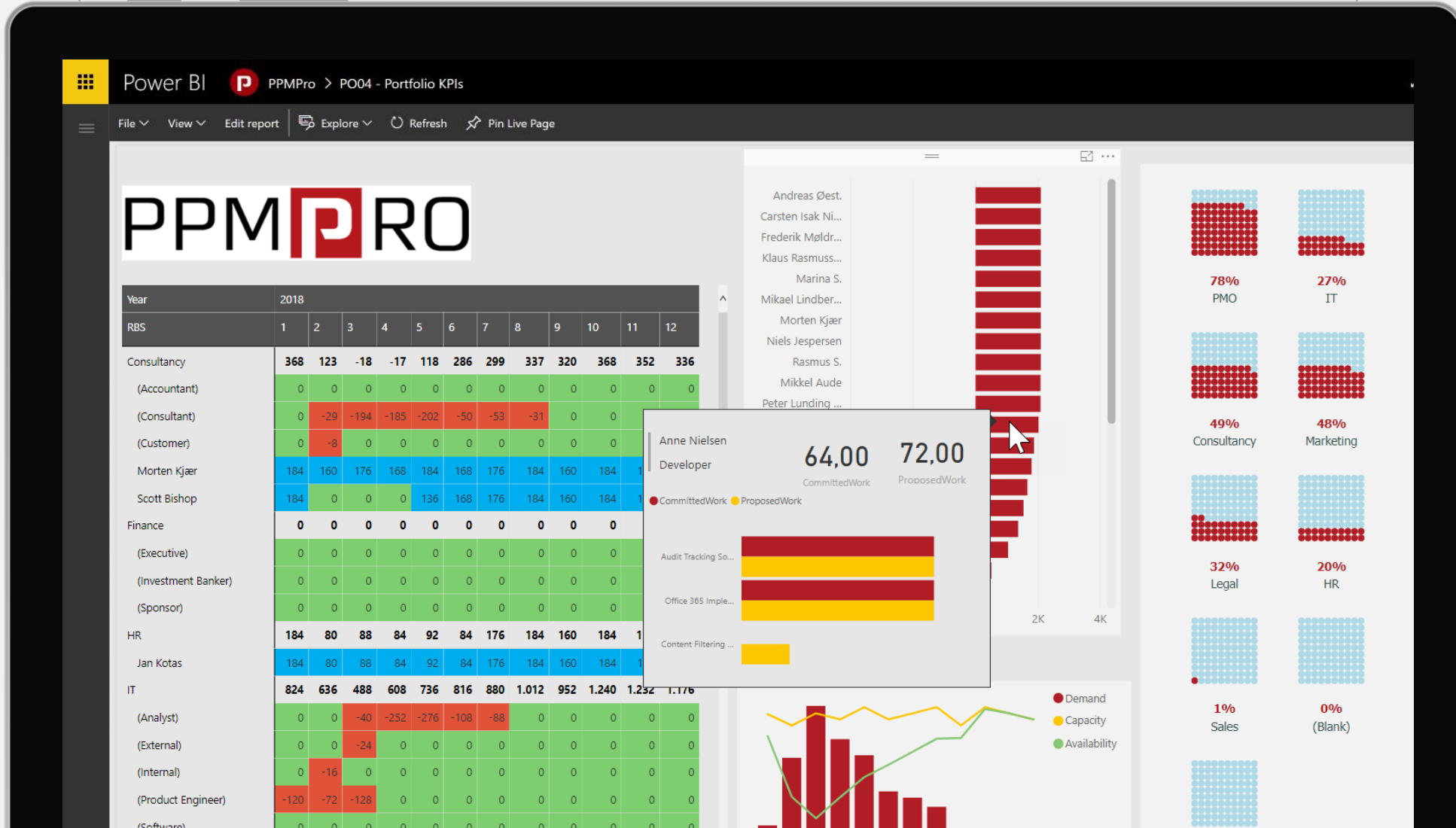
AVAILABILITY IN THE NEXT 3 MONTHS

Resource	Availability
Generic Pool 02	1,286.1
Generic Pool 01	313.2
Generic Crew 01	-7.7
Diego Siciliani	520.0
Megan Bowen	520.0
MOD Administrator	0.0
Generic Pool 01	-726.8
Project Expansion into ...	-9.4
Project Online Bet	-117.6
Project TCP Customer ...	-599.8

Resource Analysis

Heatmap overview of availability

Capacity by team or department



Financial Reports

- Budget
- Actuals
- Cost Elements
- Snapshots
- Simulations

PPMPRO
PPMPRO Project App PMO > Interactive Dashboard
🔍 ↻ +

- Home
- Recent
- Pinned
- Dashboards**
- Portfolio Overview
- Project Overview
- Interactive Dashboard**
- Resources Overview
- Portfolio**
- Portfolios
- Program
- Projects
- Risks
- Lessons Learned
- Strategy**
- Visions
- Strategic Themes
- Resources**
- Schedule Board
- Bookable Resources

Financials Snapshot Data

810

modifiedon	ppmpro_name	2019	2020	Total
4/24/2020 8:57:31 AM	Current	195	615	810
4/22/2020 9:44:22 AM	Scenario A	185	822	1,007
4/22/2020 9:42:53 AM	New budget 2020-Q2	185	525	710
4/15/2020 9:00:11 AM	Approved by board	185	375	560
4/15/2020 7:59:01 AM	Budget 2	85	515	600
4/14/2020 9:22:55 PM	Phase 1 - Simulation	80	490	570

Current

Year	2019		2020										Total	
Project Name	December	Total	January	February	March	April	May	June	July	August	September	October	Total	
Project for the Web (ACR)	195	195	200	70	70	70	165	10	10	10	10	0	615	810
External	55	55	55	55	55	55	150	0	0	0	0	0	370	425
Cost Center A	55	55	55	55	55	55							220	275
Cost Center B		0					150						150	150
Hardware	100	100	105	5	5	5	5	0	0	0	0	0	125	225
CC X	100	100	100										100	200
CC Z		0	5	5	5	5	5						25	25
Internal	10	10	10	0	0	0	0	0	0	0	0	0	10	20
Cost Center 3	10	10	10										10	20
Software	30	30	30	10	10	10	10	10	10	10	10	0	110	140
CC X	30	30	30	10	10	10	10	10	10	10	10	0	110	140
Total	195	195	200	70	70	70	165	10	10	10	10	0	615	810

Project Name

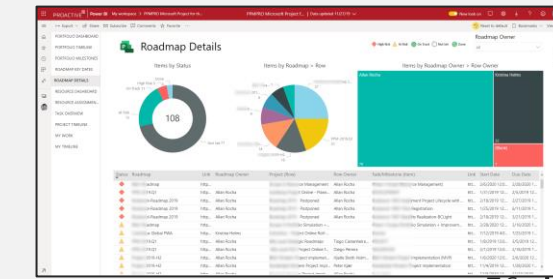
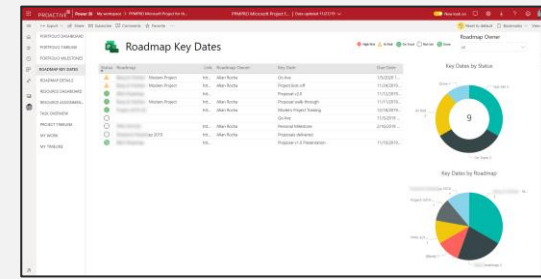
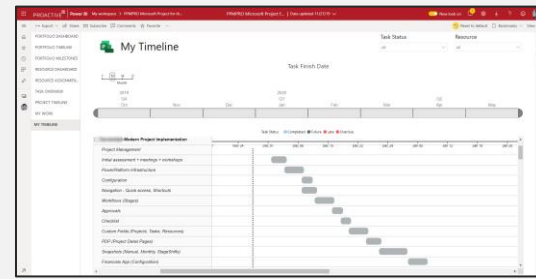
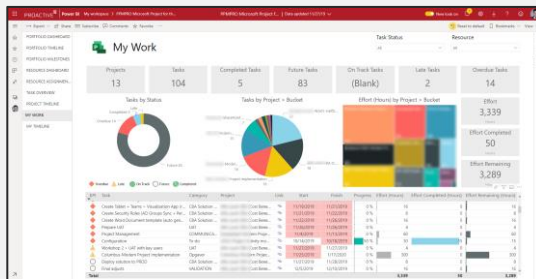
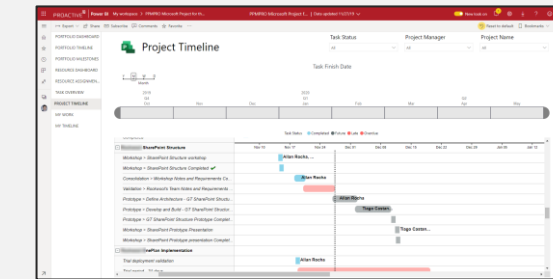
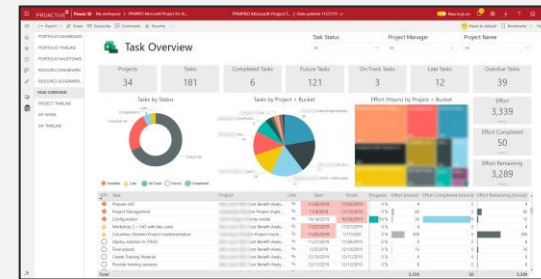
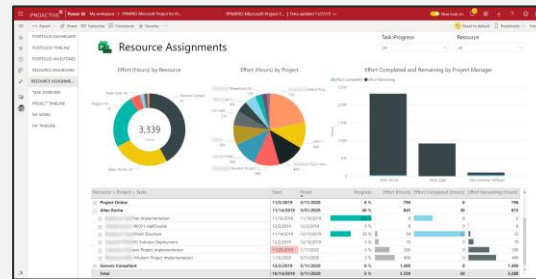
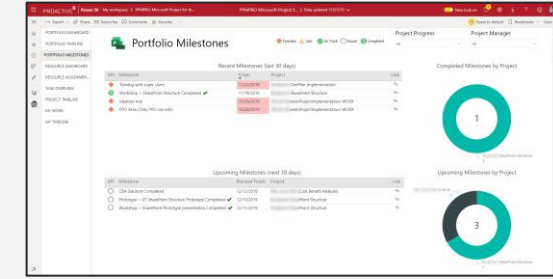
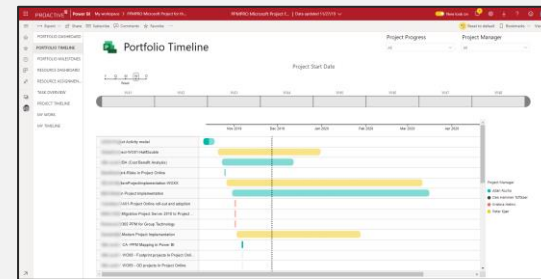
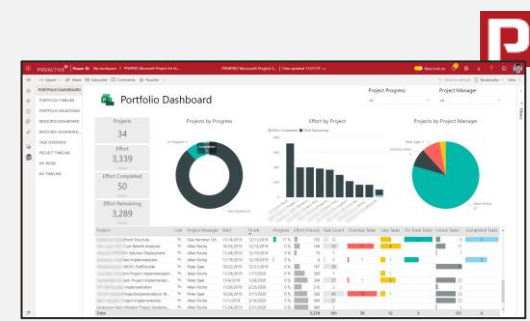
Project for the Web (ACR)

PMO


PORTFOLIO DASHBOARD
PROJECT FINANCIALS SNAPSHOT
PORTFOLIO TIMELINE
PORTFOLIO MILESTONES
ROADMAP KEY DATES
ROADMAP DETAILS
RESOURCE DASHBOARD
RESOURCE ASSIGN


NEW Power BI Content Pack


- Edit Master text styles
 - Second level
 - Third level
 - Fourth level
 - Fifth level





Simple...

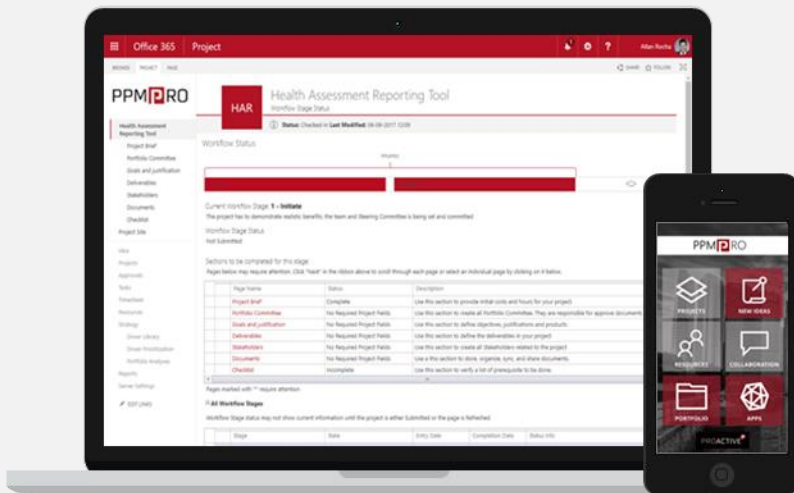
 Different packages and modules to fit your need

 Community improvements

 Secure login with single sign on

 100% cloud based

 Easy adoption from the users




3-6 weeks

From design to deployment



Best practices

Developed based on worldwide best practices



Low risk

Built on top of standard functionalities

Office 365 PPM Implementation Steps

1

Identify infrastructure supported by your organization and select the right licenses



VISION

Infrastructure
License
Access
Services

2

Assess organization engagement to identify and clearly understand the goals in a quick workshop



ROADMAP

Assessment
Workshop
Scope
Priority
Goals

3

Build a prototype to match your organization needs and goals, but respecting the user's current level of maturity



PROTOTYPE

Ideate
Brainstorm
Build
Configure
Simulate

4

Show the prototype and manage the transformation by getting the team's feedback and suggestions



VALIDATION

Present
Testing
Evaluate
Collect
Feedback
Input
improvement

5

Provide an interactive training to all different profiles and define a Go Live for your new Office 365 PPM



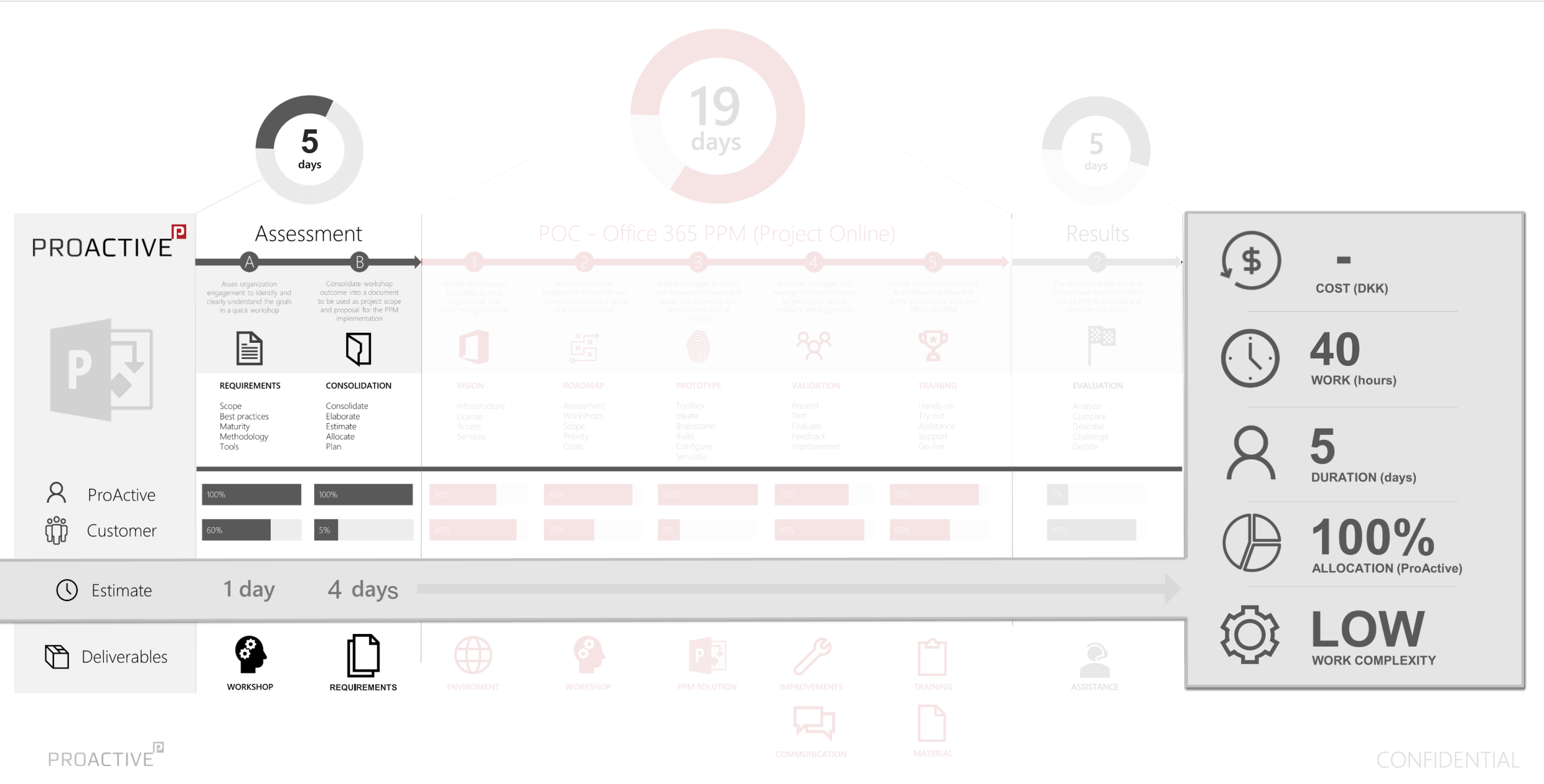
TRAINING

Hands-on
Try out
Assistance
Support
Go-live

POC – unified PPMPRO (Microsoft Project) – **Assessment Workshop**



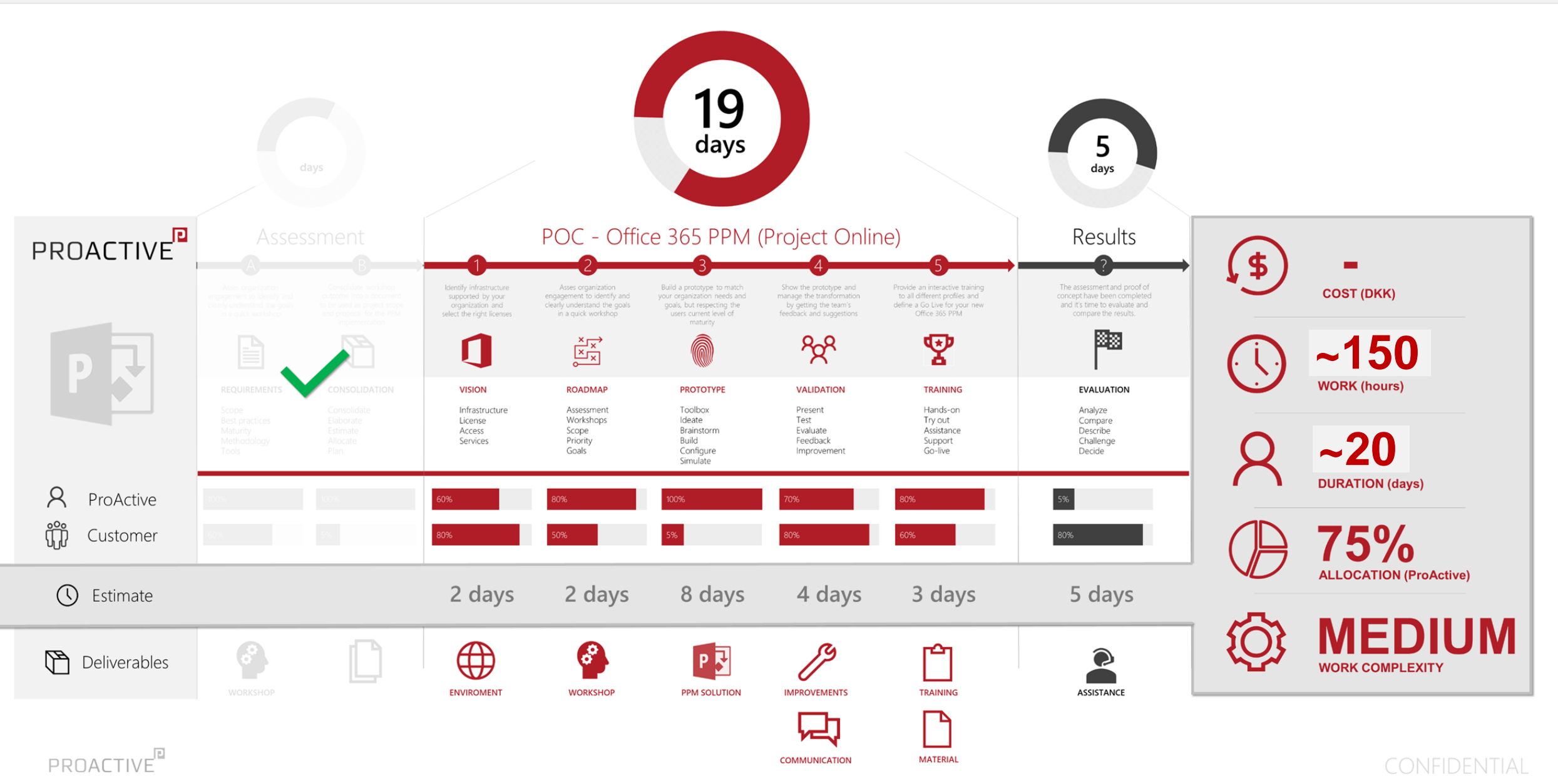
PROACTIVE



POC – unified PPMPRO (Microsoft Project) – **Implementation and Results**



PROACTIVE



THINKING YOUR BUSINESS

T: +45 82 32 32 32
M: info@proactive.dk
W: www.proactive.dk

København
Rosenørns Allé 1
1970 Frederiksberg C

Aarhus
Åbogade 15
8200 Aarhus N

Odense
Kochsgade 31D, 2.sal
5000 Odense C

Aalborg
Stigsborgvej 60
9400 Nørresundby
