

Hammerhead **PowerPro**

Solution Accelerator for the Planner Power App



Projility[®]

What is PowerPro

A pre-configured solution accelerator based upon **Planner Premium** and **Microsoft Power Platform** designed to help clients rapidly deploy and see value from the application.

Business Value

- ⦿ Reduces time to deploy the Planner Power App
- ⦿ Delivers more value than the out of the box Microsoft solution
- ⦿ Saves clients money versus customizing from scratch (one-time cost)
- ⦿ Includes templates, workflows, reports and dashboards standard to industry
- ⦿ Deploys into named environments which improves data security and controls
- ⦿ Integrates with Microsoft Copilot

Hammerhead PowerPro

Key Usage Scenarios

Category	Scenario(s) supported
Portfolio Management	Reporting visibility across all projects in a Planner Premium instance, including detailed metadata, processes, and content.
Program Management	Tracking of unique program-level attributes and metadata.
Schedule Management	Building and managing detailed WBS schedules, tracking attributes of projects for reporting. Extended data to include project-level baselining and tracking.
Resource Management	Capacity Planning (supporting named resources for each role), Resource Availability tracking (assignments to tasks and projects), Resource Demand (requests against roles for future or current work).
Issue, Risks and Change Management	Tracking and extension of the pre-built risk, issue and change tables. Support identifying and triaging troubled projects. Ability to view issues, risks and changes that impact projects, by category and type.
Project Status	Enables storage of project status history of time.
Task management	Team members understanding upcoming work and provide task status.
Demand Management	Ability to enter and review proposed projects, put requests through an approval workflow (manual or automated), and 'convert' a request into a project.

PowerPro Components

Built on the Microsoft Power Platform

- ◉ Power App UI
- ◉ Power Automate flows
- ◉ Power BI Reports
- ◉ Dataverse data storage

Licensing requirements

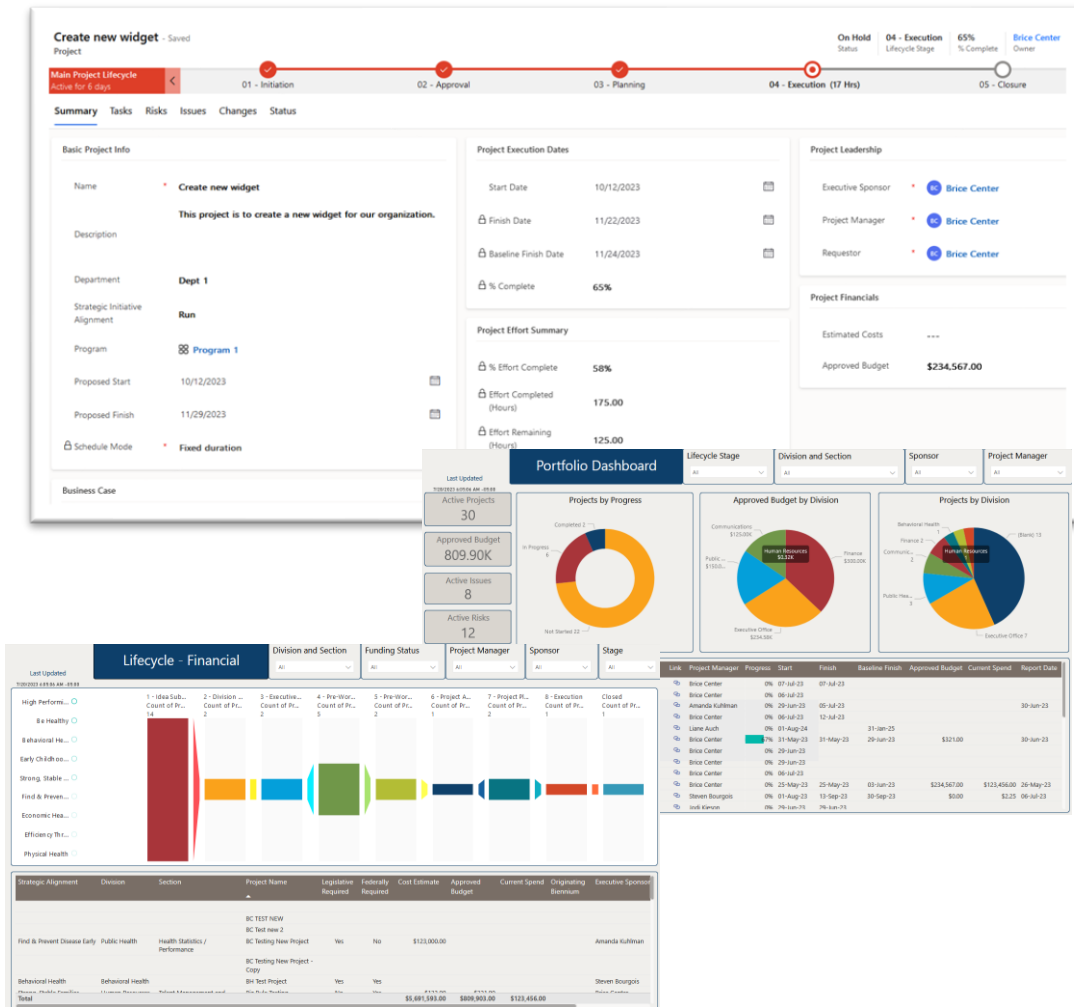
- ◉ Planner Plan 1 – Standard PMs
- ◉ Planner & Project Plan 3 – Administrators, ‘Power’ PMs
- ◉ O365 E3/E5 – Team members, Managers/Viewers
- ◉ Power BI – all users accessing reports

PowerPro Overview

Save time and leverage best practices via a **Planner Power App** and **Power BI Accelerator**

Features & Benefits

- Provides a well-structured application framework based upon core Microsoft Planner Power App underlying functionality
- Built on the core Planner Plan 1 license
- Expandable, customizable to meet specific organizational needs
- Reduces cost, time and work associated with solution and report development/delivery
- Supports systematic enforcement of PM process steps via Lifecycle workflows with stage-specific required deliverables and actions
- Over 30 Pre-built report and dashboard templates align with good practices
- Pre-built functionality to support more advanced project management (baselines, security, resource work tracking)
- Available in both Commercial and GCC clouds
- Copilot ready
- Microsoft components:
 - Instance of Microsoft Planner Power App/Planner premium
 - Power Platform Environment
 - Power BI workspace



Sample Screenshots


AK Request - Saved

Project Request

Draft
Lifecycle Stage

 Amanda Kuhlman
Owner


Project Request Lifecycle
Active for 11 days

 Draft (11 D)

 Approval

Summary Project Creation Info



Basic Info

Request ID	REQ-1004
Name	* AK Request
Description	* Here is my new project request.
Department	Dept 1
Program	 Program 1
Strategic Initiative Alignment	Grow
Business Impact	Med



Business Case

Business Problem or Opportunity	---
Proposed Solution	---
Benefits and Outcomes	---

Leadership

Requestor	*  Amanda Kuhlman
Sponsor	 Amanda Kuhlman

Proposed Dates

Proposed Start	1/16/2024	
Proposed Finish	7/25/2024	

Proposed Financials

Proposed Project Budget	\$1,400,000.00
Proposed Financial Benefits	\$670,000.00
	-0.52

- Capture project requests
- Easily transition requests into active approved projects

Create new widget - Saved

Project

On Hold
Status

04 - Execution
Lifecycle Stage

65%
% Complete

Owner

Main Project Lifecycle

Active for 6 days



01 - Initiation

02 - Approval

03 - Planning

04 - Execution (17 Hrs)

05 - Closure

Summary

Tasks

Risks

Issues

Changes

Status

Basic Project Info

Name * **Create new widget**

Description **This project is to create a new widget for our organization.**

Department **Dept 1**

Strategic Initiative Alignment **Run**

Program **Program 1**

Proposed Start 10/12/2023

Proposed Finish 11/29/2023

🔒 Schedule Mode * **Fixed duration**

Business Case

Project Execution Dates

Start Date 10/12/2023

🔒 Finish Date 11/22/2023

🔒 Baseline Finish Date 11/24/2023

🔒 % Complete 65%

Project Effort Summary

🔒 % Effort Complete 58%

🔒 Effort Completed (Hours) 175.00

🔒 Effort Remaining (Hours) 125.00

🔒 Effort (Hours) 300.00

Project Leadership

Executive Sponsor *

Project Manager *

Requestor *

Project Financials

Estimated Costs ---

Approved Budget **\$234,567.00**

- Pre-built Project Detail forms
- Business Process Flows (workflows tailor-able to organizational needs and processes)

Project Risks

+ New Risk Refresh Flow Run Report

Filter by keyword

ID	Risk	Category	Status	Assigned To	Date Raised	Exposure
RISK-01000	Vendor may be late again	Schedule	Active	Brice Center	10/19/2023	25
RISK-01008	DELETE ME PLEASE	Procurement	Active		11/22/2023	9
RISK-01001	Vendor may be late	Schedule	Closed	Brice Center	10/25/2023	16

Project Issues

+ New Issue Refresh Flow Run Report

Filter by keyword

ID	Issue	Category	Priority	Status	Date Raised	Assigned To	Escalated Date	Due Date
ISSUE-01000	Our client has							
ISSUE-01006	Critical Issue							

Project Changes

+ New Change Refresh Flow Run Report

Filter by keyword

ID	Change	Decision Status	Decision Assignee	Change Type	Change Impact	Change Risk	Priority	Date Raised	Date Decision Made
CHANGE-01000	Schedule change request from customer.	Approved	Sponsor	Schedule	High	Med	High	10/18/2023	
CHANGE-01004	Rejected Change	Rejected	Sponsor	Schedule	High	Med	Critical	10/23/2023	
CHANGE-01003	Approved Change	Approved	Executive Team	Technology	Med	Med	Medium	10/25/2023	
CHANGE-01005	Draft Change	Draft	Executive Team	Cost	High	High	Medium	11/14/2023	

Capture, track and report on all aspects of the project in the core Planner Power App

Related Items Counts (refreshes every hour, or can refresh manually)

📅 Active Risks	2	📅 Active Issues	2	📅 Pending Changes	2
Last updated:	1/26/2024 7:25 PM	Last updated:	1/26/2024 7:25 PM	Last updated:	1/26/2024 7:25 PM

Project Status Reports ▾

+ New Status Report ↻ Refresh ⌵ Flow ▾ 📄 Run Report ▾ ⋮


















Filter by keyword

○ ID ▾	Report Date ▾ ▾	Overall Health ▾	Schedule Health ▾	Issue Health ▾	Financial Health ▾	Resources Health ▾	Current Spend to Date ▾
SR-01001	10/18/2023	⚠️	⚠️	●	■	●	\$45,678.00
SR-01000	10/11/2023	●	●	●	●	●	\$1,234.00

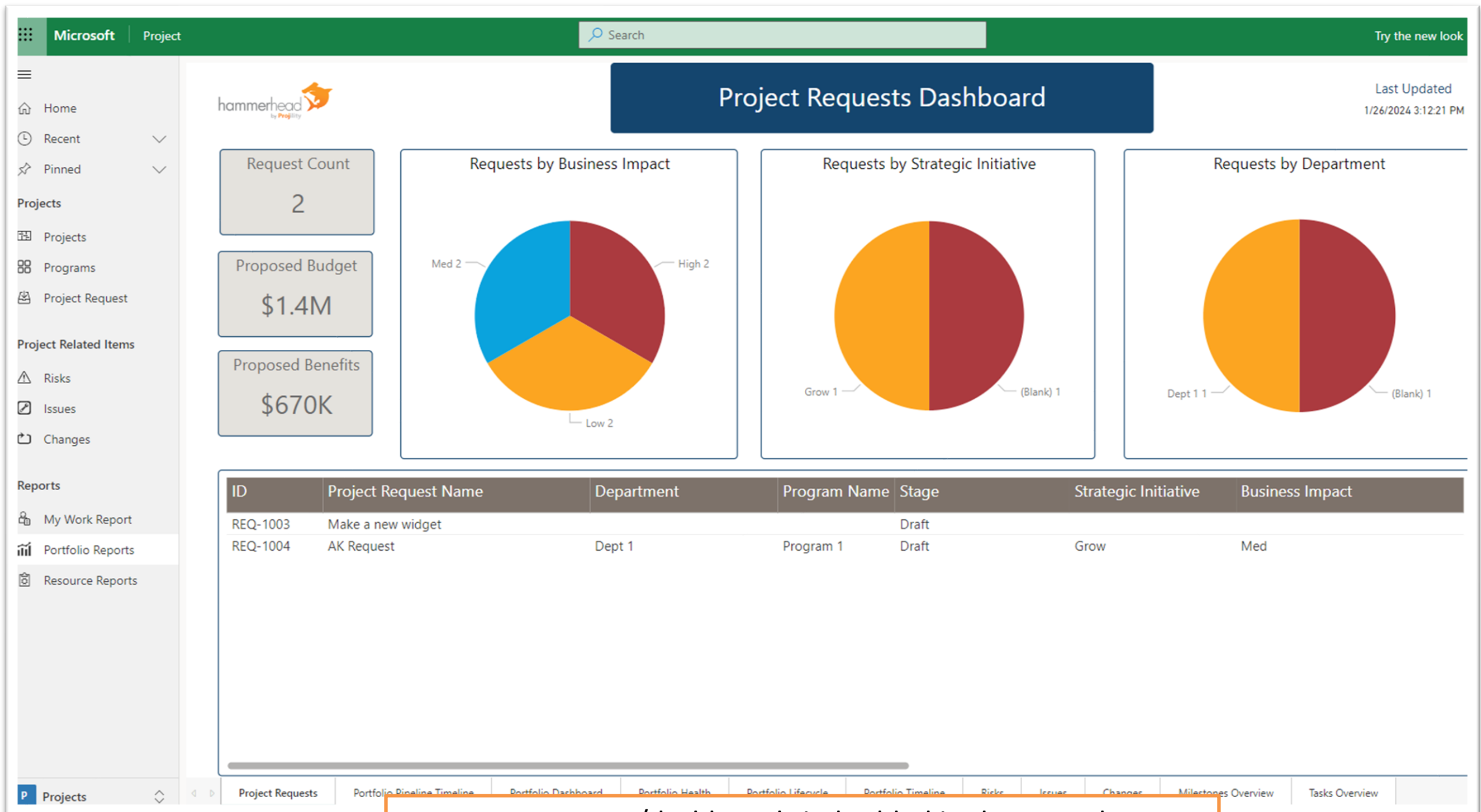
Create and report on snapshots of your project over time,
supports trending/analysis

Define different programs

Project details within a program

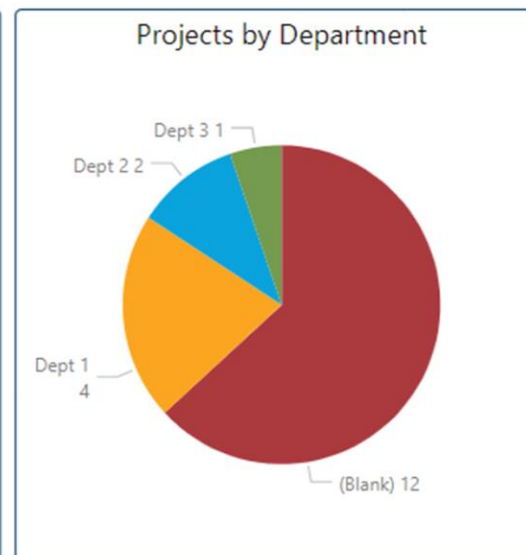
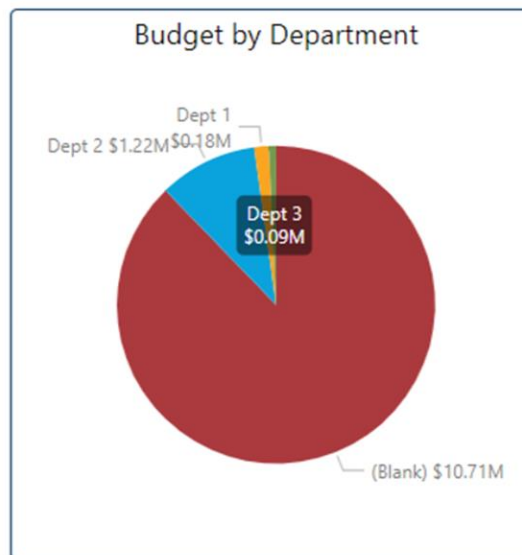
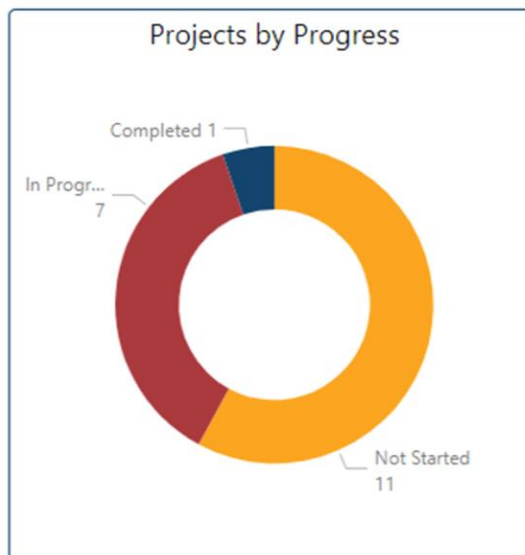
Program 1											
Active 											
Name ↑	Project ID	Status	Lifecycle Stage	Sponsor	Project manager	Proposed...	Proposed...	Start Date	Finish D...	Baseline ...	Earliest ...
A New Widget	PROJ-0985	Active	04 - Execution	 Amanda ...	 Brice Center	10/12/2023	11/29/2023	10/31/2023	12/19/2023	11/29/2023	10/16/20...
old_Update website content for Ma...	PROJ-1037	Active	01 - Initiation	 Brice Ce...	 Rob Hirschmann	1/15/2024	3/29/2024	12/29/2023	12/29/2023		12/29/20...
Project X	PROJ-0994	Active	03 - Planning	 Brice Ce...	 Brice Center			12/4/2023	2/13/2026		11/13/20...
Update website content for Marketi...	PROJ-1038	Active	01 - Initiation	 Brice Ce...	 Rob Hirschmann	1/15/2024	3/29/2024	12/29/2023			
Rows: 4											
Program 2											
Active 											
Name ↑	Project ID	Status	Lifecycle Stage	Sponsor	Project manager	Proposed...	Proposed...	Start Date	Finish D...	Baseline ...	Earliest ...
New Project from Request	PROJ-1033	Active	01 - Initiation		 Brice Center	12/28/2023	1/4/2024	12/28/2023			
Project N	PROJ-0990	Active	01 - Initiation	 Charles E...	 Brice Center	10/23/2023	10/25/2023	11/6/2023	12/8/2023		11/6/202...
Project T	PROJ-0993	Active	01 - Initiation	 Brice Ce...	 Brice Center			11/13/2023	12/29/2023		11/13/20...
Project Z	PROJ-0996	Active	05 - Closure	 PFTW11 #	 PFTW1 #	10/23/2023	10/25/2023	11/27/2023	2/16/2024	10/23/2023	11/27/20...

Easily aggregate projects into Programs or higher-level initiatives



Power BI reports/dashboards imbedded in the core Planner
Power App User Interface for easy access

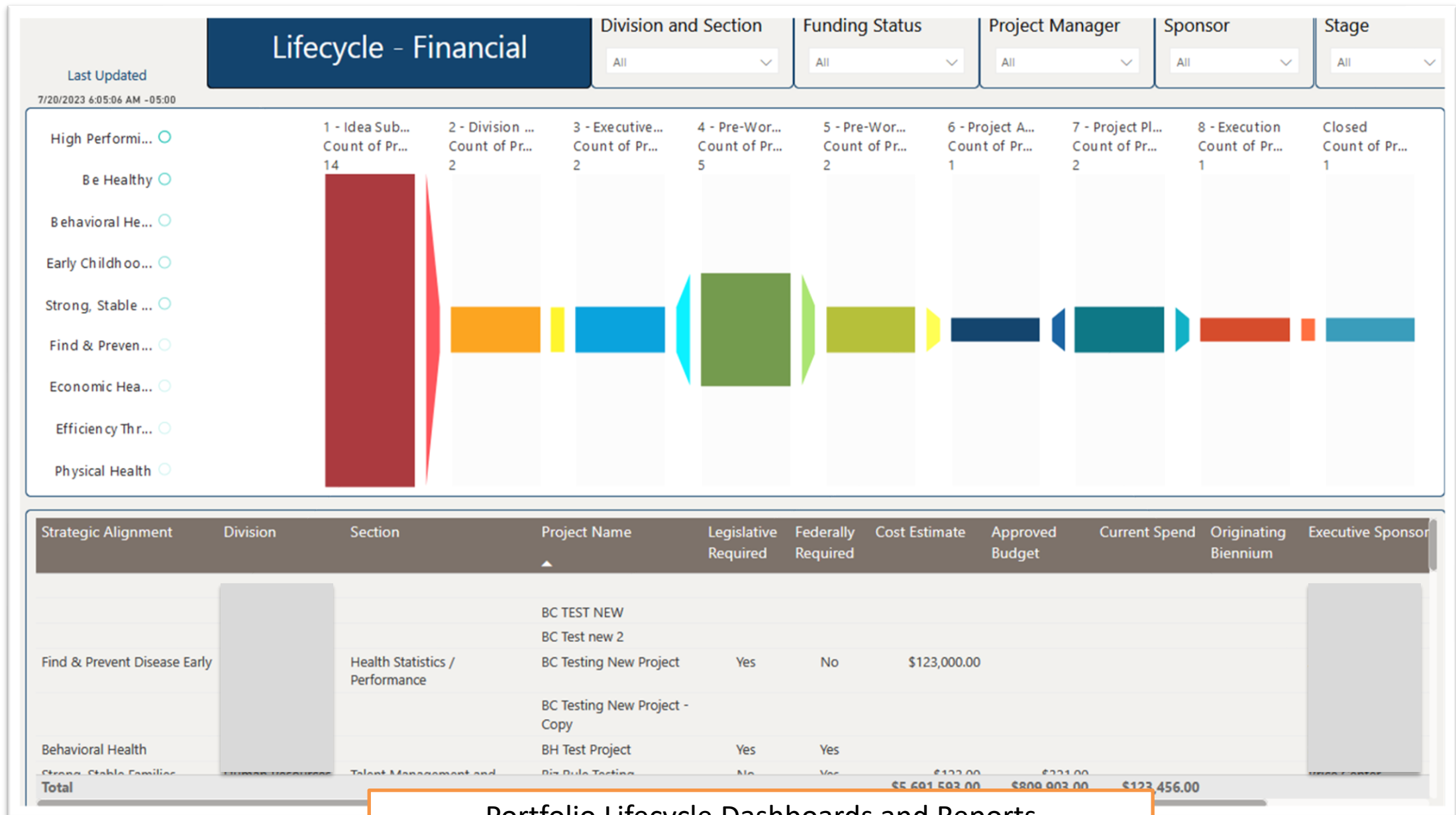
Project Count	Budget
19	\$12.2M
Active Risks	Current Spend
7	\$63.82K
Active Issues	Pending Changes
5	3



*Right-click a project to drill through to Project Status Report

Project ID	Project	Overall	Lifecycle Stage	Project Manager	% Complete	% Effort Complete	Effort	Start	Finish	Baseline Finish	Budget
PROJ-0985	A New Widget	⚠️	04 - Execution	Brice Center	62%	81%	513	31-Oct-23	19-Dec-23	29-Nov-23	\$180,000
PROJ-0986	Build a new Server	❌	01 - Initiation	Brice Center	0%		0	24-Oct-23	22-Nov-23		\$47,000
PROJ-1001	CE Test		01 - Initiation	Charles Edward	0%		0	14-Dec-23	18-Dec-23		
PROJ-1034	New Proj 3		01 - Initiation	Brice Center	0%		0	28-Dec-23			
PROJ-1035	New Proj 3-1		01 - Initiation	Brice Center	0%		0	28-Dec-23	28-Dec-23		
PROJ-1000	New Project after Autonumber		01 - Initiation	Brice Center	0%		0	29-Nov-23			
PROJ-1033	New Project from Request		01 - Initiation	Brice Center	0%		0	28-Dec-23			
PROJ-1037	old_Update website content for Marketing team		01 - Initiation	Rob Hirschmann	0%		0	29-Dec-23	29-Dec-23		
PROJ-0990	Project N	❌	01 - Initiation	Brice Center	0%		0	06-Nov-23	08-Dec-23		\$222,222
PROJ-0991	Project O		01 - Initiation	Brice Center	55%		0	13-Nov-23	09-Feb-24		\$10,000,000

Portfolio Dashboards and Drillable Status Reports



Strategic Alignment	Division	Section	Project Name	Legislative Required	Federally Required	Cost Estimate	Approved Budget	Current Spend	Originating Biennium	Executive Sponsor
			BC TEST NEW							
			BC Test new 2							
Find & Prevent Disease Early		Health Statistics / Performance	BC Testing New Project	Yes	No	\$123,000.00				
			BC Testing New Project - Copy							
Behavioral Health			BH Test Project	Yes	Yes					
Strong, Stable Families		Talent Management and	Big Data Testing	No	Yes	\$123.00	\$221.00			
Total						\$5,601,503.00	\$800,003.00	\$123,456.00		

Portfolio Lifecycle Dashboards and Reports



Project Status

A New Widget

Report Date
10/11/2023

Overall Health



Scheduled Finish
19-Dec-23

Baseline Finish
29-Nov-23

Late Tasks
0

Overdue Tasks
5

Current Spend to Date
\$45.68K

Projected Costs
\$220K

Total Budget
\$180K

Project ID	Link	Department	Stage	Project Manager	Sponsor	Start	Finish	Progress	Overall
PROJ-0985	Link	Dept 1	04 - Execution	Brice Center	Amanda Kuhlman	31-Oct-23	19-Dec-23	<div><div></div></div> 62%	

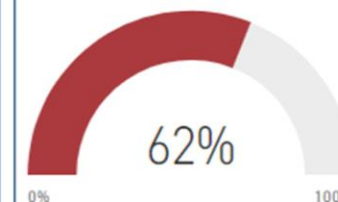
Project Status

Really bad

pftwmod_keydecisions

fdsadsaf

% Complete



Accomplished Activities

dsafdsaf

Upcoming Activities

sadffdsa

Active Issues

Issue	Due Date
Critical Issue	
Our client has requested an earlier delivery date	01-Nov-23

Active Risks

Risk	Date Raised
DELETE ME PLEASE	22-Nov-23
Vendor may be late again	19-Oct-23

Pending Changes

Change	Type
Add Scope for new features	Technology
Draft Change	Cost

Run On-Demand Project Status Reports with Snapshot date



Portfolio Timeline

Last Updated
1/26/2024 3:12:21 PM

Y Q M W D
Month

Project Start Date
May 2023 - Jan 2024

May

Jun

Jul

Aug

Sep

Oct

Nov

Dec

Jan

^ Collapse All

Sep 2023 Oct 2023 Nov 2023 Dec 2023 Jan 2024 Feb 2024 Mar 2024 Apr 2024 May 2024 Jun 2024 Jul 2024 Aug 2024 Sep 2024 Oct 2024 Nov 2024 Dec 2024 Jan 2025

Lifecycle Stage

- 01 - Initiation
- 02 - Approval
- 03 - Planning
- 04 - Execution
- 05 - Closure

Second Project

Amanda Kuhl...

Project Y

Brice Center

Build a new Server

Brice Center

Reconfigure System

Brice Center

Project S

Brice Center

[-] Program 1

A New Widget

Brice Center

Project X

old_Update website content for Marketing team

Rob Hirschm...

Update website content for Marketing team

Rob Hirschm...

[-] Program 2

Project N

Brice Center

Project T

Brice Center

Project Z

PFTW1 #

Project Requests

Portfolio Pipeline Timeline

Po

view

Tasks Overview

Visual Portfolio Timeline Reports

My Tasks

Last Updated
1/26/2024 3:12:21 PM

Projects

2

Tasks

2

Completed Tasks

1

Future Tasks

0

On Track Tasks

0

Late Tasks

0

Overdue Tasks

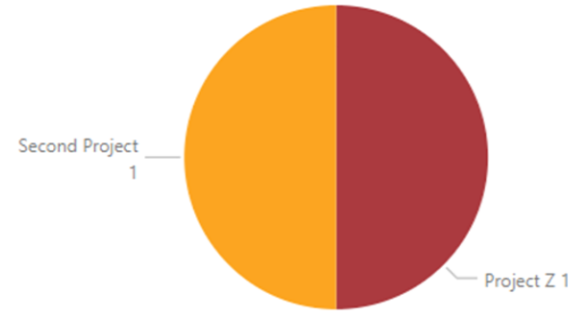
1

Tasks by Status

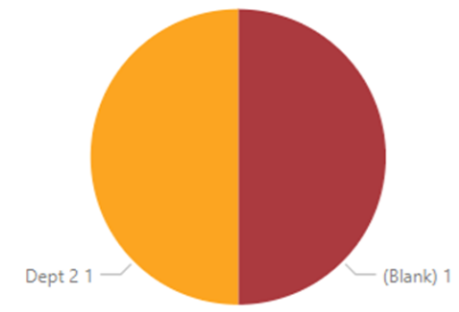


Overdue 1 Late On Track Future Completed

Tasks by Project



Tasks by Department



Resource Name	Task Name	KPI	Project Name	Start	Finish	Duration (days)	% Complete	Effort (hours)	Effort Completed	Eff
Rob Hirschmann	task	Overdue	Second Project	17-May-23	12-Dec-23	150.00	50%	1,200.00	600.00	
Rob Hirschmann	Z Task	Completed	Project Z	27-Nov-23	16-Feb-24	60.00	100%	80.00	80.00	


'My Work' reports unique to each user, to drive action



Resource Availability Heatmap

Last Updated
1/26/2024 3:12:21 PM

Dec 2023 - Jan 2026

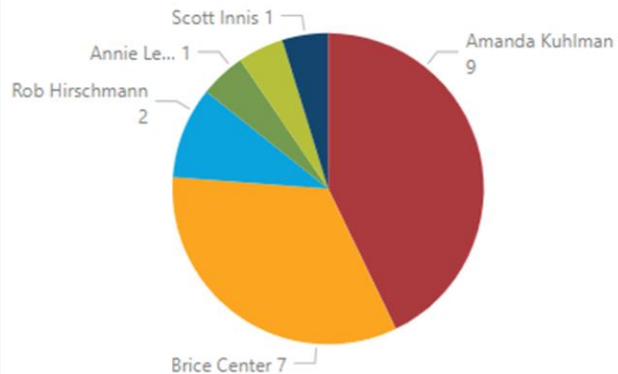


Note: The values display Availability based on Remaining Work only.

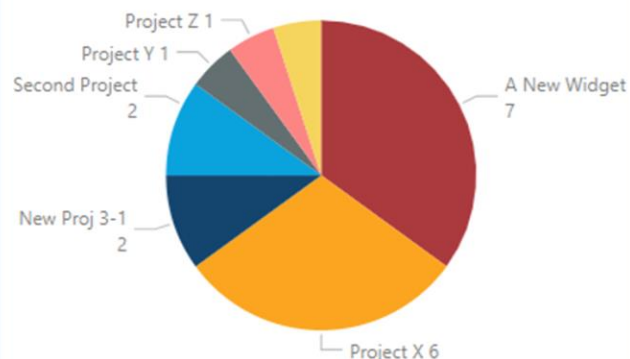
Year	2023												2024							2025			
Resource	December	January	February	March	April	May	June	July	August	September	October	November	December	January	February	March	April	May	June				
Account 1	0.00	0.00	0.00	0.00	0.00	0.00	0.00	0.00	0.00	0.00	0.00	0.00	0.00	0.00	0.00	0.00	0.00	0.00	0.00				
Amanda Kuhlman	86.00	138.00	126.00	126.00	64.00	106.00	120.00	138.00	132.00	126.00	138.00	126.00	132.00	138.00	120.00	126.00	132.00	132.00	126.00				
Annie Levande	0.00	0.00	0.00	0.00	0.00	0.00	0.00	0.00	0.00	0.00	0.00	0.00	0.00	0.00	0.00	0.00	0.00	0.00	0.00				
Brice Center	-18.57	0.00	0.00	0.00	-68.00	56.00	160.00	184.00	176.00	168.00	184.00	168.00	176.00	184.00	160.00	168.00	176.00	176.00	168.00				
Charles Edward	134.40	147.20	134.40	134.40	140.80	147.20	128.00	147.20	140.80	134.40	147.20	134.40	140.80	147.20	128.00	134.40	140.80	140.80	134.40				
Equipment BC	0.00	0.00	0.00	0.00	0.00	0.00	0.00	0.00	0.00	0.00	0.00	0.00	0.00	0.00	0.00	0.00	0.00	0.00	0.00				
Generic BC	0.00	0.00	0.00	0.00	0.00	0.00	0.00	0.00	0.00	0.00	0.00	0.00	0.00	0.00	0.00	0.00	0.00	0.00	0.00				
Generic Resource	0.00	0.00	0.00	0.00	0.00	0.00	0.00	0.00	0.00	0.00	0.00	0.00	0.00	0.00	0.00	0.00	0.00	0.00	0.00				
PFTW1 #	0.00	0.00	0.00	0.00	0.00	0.00	0.00	0.00	0.00	0.00	0.00	0.00	0.00	0.00	0.00	0.00	0.00	0.00	0.00				
Rob Hirschmann	0.00	0.00	0.00	0.00	0.00	0.00	0.00	0.00	0.00	0.00	0.00	0.00	0.00	0.00	0.00	0.00	0.00	0.00	0.00				
Scott Innis	0.00	0.00	0.00	0.00	0.00	0.00	0.00	0.00	0.00	0.00	0.00	0.00	0.00	0.00	0.00	0.00	0.00	0.00	0.00				
Test Contact	0.00	0.00	0.00	0.00	0.00	0.00	0.00	0.00	0.00	0.00	0.00	0.00	0.00	0.00	0.00	0.00	0.00	0.00	0.00				
Total	201.83	285.20	260.40	260.40	136.80	309.20	408.00	469.20	448.80	428.40	469.20	428.40	448.80	469.20	408.00	428.40	448.80	448.80	428.40				

Resource Workload and Availability Reports with Visuals

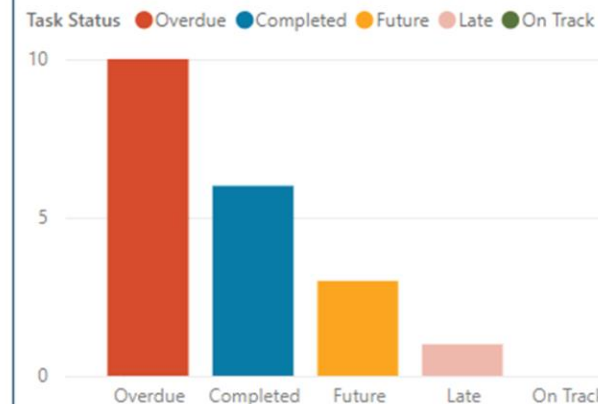
Tasks by Resource



Tasks by Project



Tasks by Status



Resource > Project > Tasks				Link	Start	Finish	Progress	Effort (Hours)	Effort Completed	Effort Remaining
Amanda Kuhlman					Wednesda...	Friday, Febr...	0.39	1,791.00	1,551.00	240.00
A New Widget					Wednesday...	Friday, Nove...	0.75	115.00	95.00	20.00
Project X					Monday, N...	Friday, Febru...	0.17	1,660.00	1,440.00	220.00
Second Project					Wednesday...	Thursday, M...	1.00	16.00	16.00	0.00
Annie Levande					Thursday, ...	Thursday, D...	0.00	0.00	0.00	0.00
Brice Center					Friday, Oct...	Thursday, ...	0.41	1,790.00	290.00	1,500.00
A New Widget					Wednesday...	Tuesday, De...	0.63	290.00	220.00	70.00
Project X					Monday, A...	Friday, May ...	0.00	100.00	0.00	100.00
Project Y					Friday, Oct...	Thursday, M...	0.00	1,200.00	0.00	1,200.00
Reconfigure System					Tuesday, O...	Monday, No...	0.35	200.00	70.00	130.00
Charles Edward					Monday, ...	Monday, O...	0.25	8.00	2.00	6.00
Rob Hirschmann					Wednesda...	Tuesday, De...	0.75	1,280.00	680.00	600.00
Project Z					Monday, N...	Friday, Dece...	1.00	80.00	80.00	0.00
Summary Values (Earliest Latest Avg Totals)									2,523.00	2,346.00

Easily understand 'who is working on what projects & tasks'

Contact

Rob Hirschmann
Partner, PROJILITY

rob@projility.com

O 703.448.6777 x706

C 443.226.6160

601 Brickell Key Drive, Suite 700
Miami, FL 33131

www.projility.com

