


Contact us :
Dynamics@mii.co.id



**MICROSOFT
DYNAMICS 365
BUSINESS CENTRAL**

What is Dynamics 365 Business Central

Deploy a single, comprehensive solution

Automatically pull systems and processes together to manage financials, sales, service, and operations.



Benefits



Connect your business



Make smarter decisions



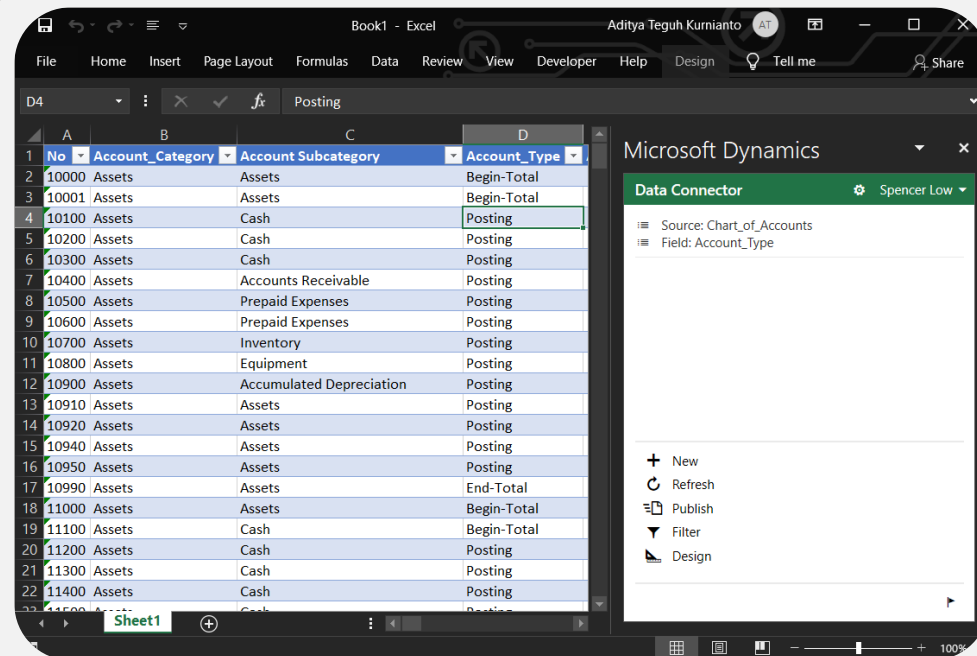
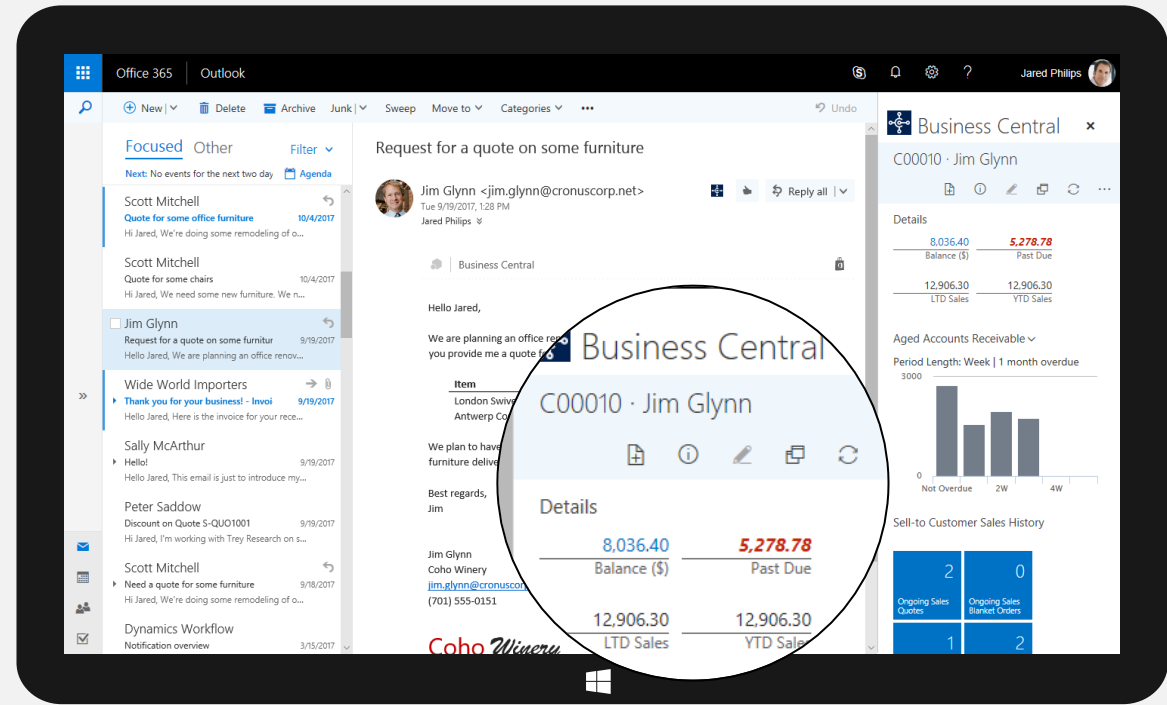
Start and grow easily



Create quotes, process orders, and submit invoices without leaving Outlook.

Access live data directly from Microsoft Excel to update items, sales orders, and purchase orders.

Customize outgoing documents such as quotes and invoices in Microsoft Word.



Get an end-to-end view of your business

Centralize data from finance, sales, service and operations to get an accurate view of your business.

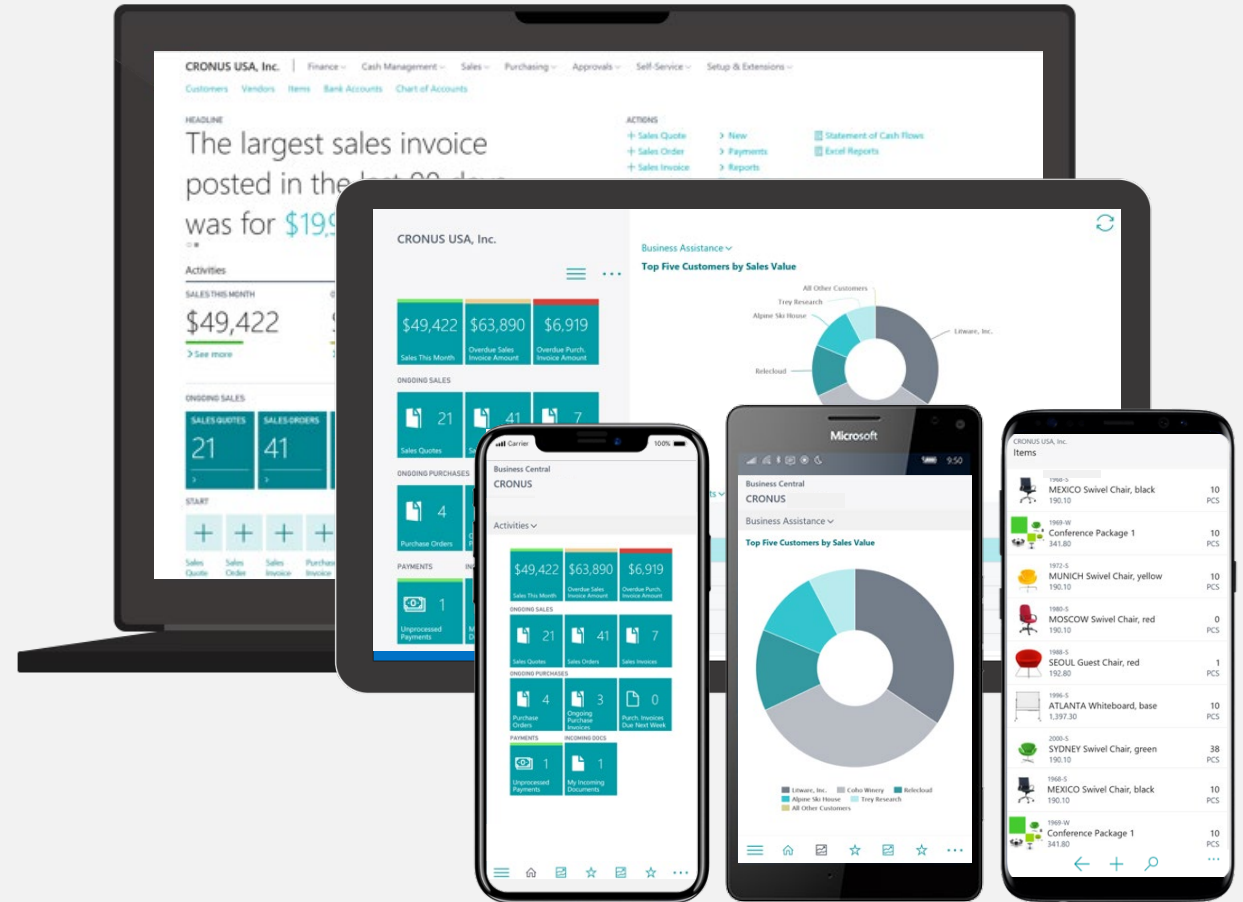
Real-time data updates help you spot trends, prevent issues, and deliver great customer experiences.



Work where your business takes you

Desktop, laptop, tablet, or phone you
get the same powerful capabilities and
rich functionality

Get one experience that's consistent
and secure across Windows, iOS, and
Android.





Business Central

Core Capabilities

Financial Management

- Account Receivable / Payable
- Bank Reconciliation
- Fixed Asset Management
- Monthly/Year Closing

Sales & Service Management

- Quote Generation
- Contact Management
- Sales Invoicing
- Payment Processing

Supply Chain Management

- Inventory and Purchasing Control
- Shipment and Distribution
- Returns and Cancelation
- Procurement and Vendor Management

Operations Management

- Warehouse Management

Reporting & Analytics

- Customer Insights
- Self-serve reports
- Interactive Dashboard
- Built-in Inteligence

Managing Financial Transaction

G/L Budgets

Create G/L budgets to forecast different financial activities and assign dimensions for business intelligence purposes.

Managing Receivables

Apply incoming payments, reconcile bank accounts during payment application, and collect outstanding balances.

Defer Revenues and Expenses

Recognize revenues and expenses in other periods than when the transactions were posted.

Managing Payables

Make payments, apply outgoing payments, and work with checks.

Reconciling Bank Accounts

Reconcile bank accounts and transfer funds between bank accounts.

Accounting for Costs

Analyze the costs of running your business by allocating actual and budgeted costs of operations, departments, products, and projects.

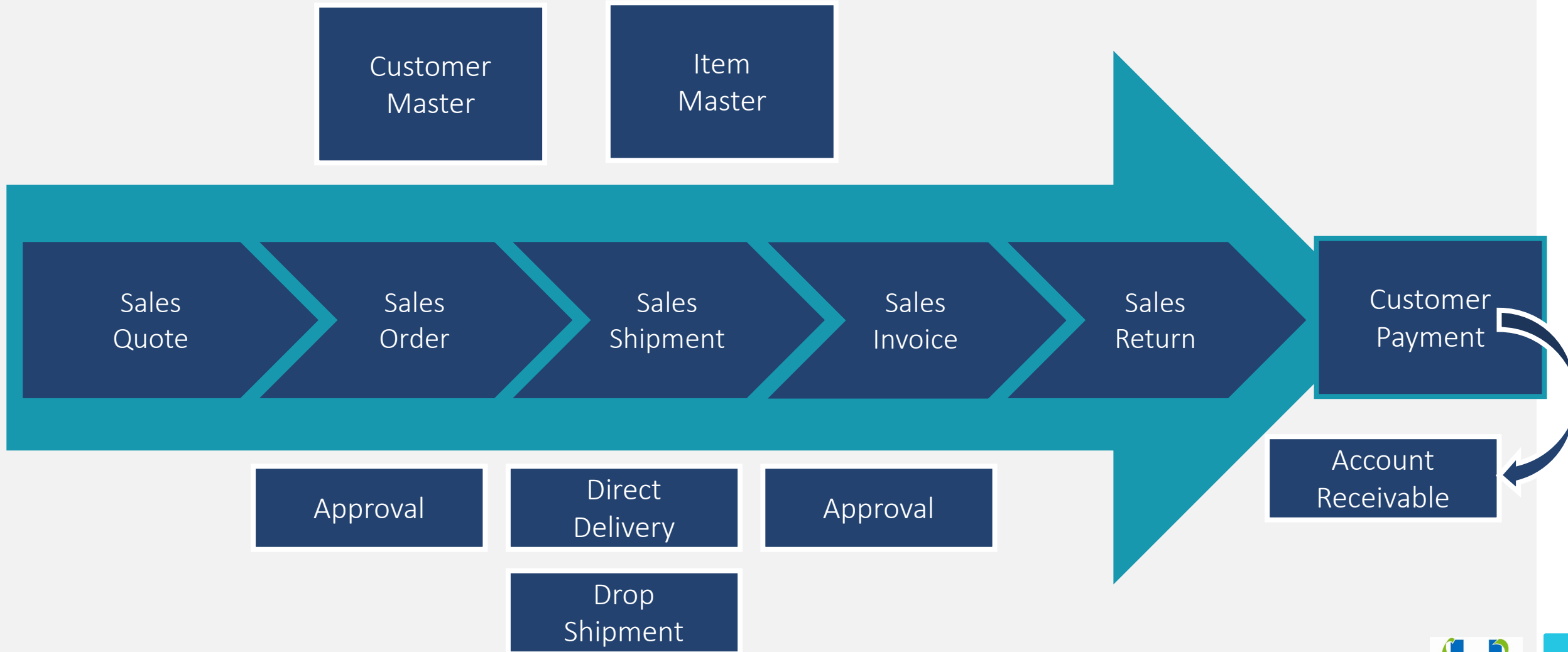
Record and Reimburse Employees' Expenses

Post employees' personal expenses for business-related activities and reimburse employees.

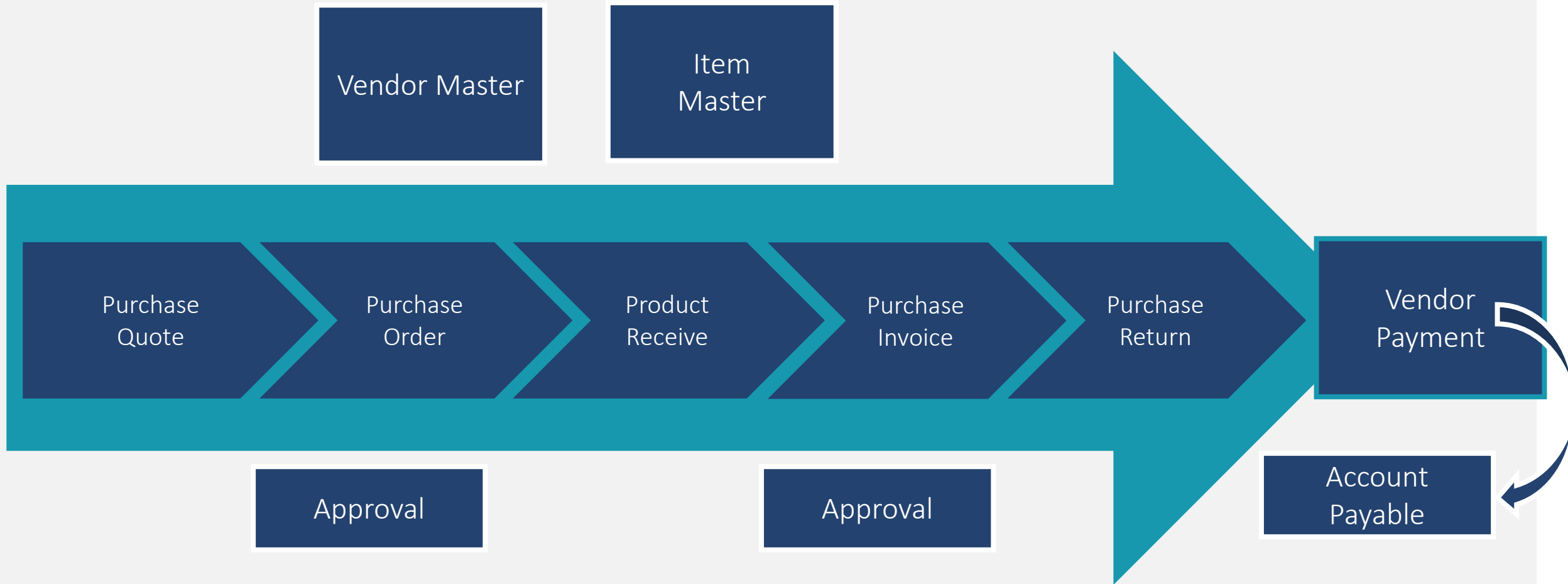
Analyzing Cash Flows in Your Company

Monitor the flow of cash in and out of your business.

Sales – Process



Purchase – Process



Report & Analytics

Top 5 Vendors

CRONUS USA, Inc.

(by Balance Due)

Wednesday, August 5, 2020 3:49 PM

Page 1

ALICIAT

Rank	Vendor	Name	%	Balances	
1	10000	London Postmaster	32.8	51,705.77	
2	20000	AR Day Property Management	32.3	50,881.38	
3	40000	Lewis Home Furniture	17.1	26,908.10	
4	50000	Service Electronics Ltd.	11.0	17,273.87	
5	30000	CoolWood Technologies	5.8	9,104.57	
		Top 5 Total Amount Outstanding	98.9	155,873.69	
		All other vendors	1.1	1,685.71	
		Total Amount Outstanding	100.0	157,559.40	

Report & Analytics

Customer - Top 10 List

Wednesday, August 5, 2020

Page 1 / 1

ALICIAT

Period:
CRONUS USA, Inc.
Ranked according to Sales (\$)

No.	Name	Sales (\$)	Balance (\$)
62000	The Device Shop	19,999,999.98	19,999,999.98
10000	The Cannon Group PLC	10,230,708.39	10,007,315.99
50000	Guildford Water Department	10,083,956.39	10,008,836.79
60000	Blanemark Hifi Shop	9,999,999.99	9,999,999.99
30000	John Haddock Insurance Co.	229,216.70	60,076.52
20000	Selangorian Ltd.	75,757.80	20,607.86
40000	Deerfield Graphics Company	71,453.00	4,316.92
01454545	New Concepts Furniture	12,000.00	12,000.00
01445544	Progressive Home Furnishings	10,000.00	10,000.00
Total		50,713,092.25	50,123,154.05
Total Sales		50,713,092.25	50,123,154.05
% of Total Sales		100.00	100.00



Report & Analytics

Top 20 Inventory Items

Largest sales
CRONUS USA, Inc.

Wednesday, August 5, 2020 3:40 PM

Page 1
ALICIAT

Rank	Item No.	Description	% of Total	Sales
1	1896-S	ATHENS Desk	25.8	180,144.00
2	1996-S	ATLANTA Whiteboard, base	24.1	167,676.00
3	1920-S	ANTWERP Conference Table	7.2	49,880.60
4	1906-S	ATHENS Mobile Pedestal	6.5	45,094.40
5	1936-S	BERLIN Guest Chair, yellow	3.7	26,028.00
6	1900-S	PARIS Guest Chair, black	3.3	23,136.00
7	1960-S	ROME Guest Chair, green	3.0	20,629.60
8	1972-S	MUNICH Swivel Chair, yellow	2.9	20,150.60
9	1968-S	MEXICO Swivel Chair, black	2.9	19,960.50
10	1965-W	Conference Bundle 2-8	2.7	18,937.80
11	2000-S	SYDNEY Swivel Chair, green	2.5	17,109.00
12	1988-S	SEOUL Guest Chair, red	2.1	14,460.00
13	1964-S	TOKYO Guest Chair, blue	2.0	14,267.20
14	1908-S	LONDON Swivel Chair, blue	2.0	14,257.50
15	1000	Bicycle	1.7	12,000.00
16	1980-S	MOSCOW Swivel Chair, red	1.7	11,596.10
17	1100	Front Wheel	1.4	10,000.00
18	1928-S	AMSTERDAM Lamp	1.3	9,113.40
19	1953-W	Guest Section 1	0.9	6,164.20
20	AVG 2	AVG 2	0.7	5,000.00
Top 20 Total Sales			98.4	685,604.90
All other items			1.6	11,436.20
Total Sales			100.0	697,041.10



Thank You

✉ Dynamics@mii.co.id