

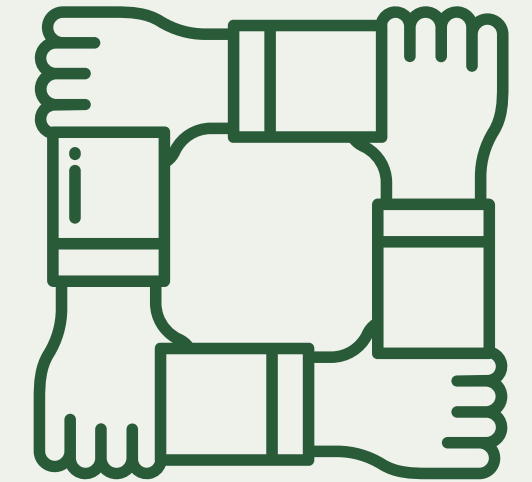
MICROSOFT FABRIC STARTER PACK

How does it work?



RANDOM FOREST

Microsoft Fabric unifies Azure Data Factory, Azure Synapse Analytics and Power BI into a single data and analytics platform – enabling your organization to seamlessly unlock and harness the full potential of your data.



With our *Fabric Starter Pack*, you get an opportunity to pilot a data and analytics platform in the cloud. This approach helps you sidestep common pitfalls, reduce costs, and establish a strong foundation for future growth. The workload experience is tailored to the specific needs of your business.

This guide outlines the essential components of the *Fabric Starter Pack* process.



The Process

A *Fabric Starter Pack* project follows a general **116-hour process** that consists of four phases:



1. Envision

We start by planning exactly how the *Fabric Starter Pack* will be implemented in your specific case.

- Preparations and initial scoping
- Initial workshop (2 hours)

Free of charge

2. Establish

We establish the environment, ensuring that Azure is functioning as it should and that all relevant infrastructure is in place. We also make sure that everyone has necessary access.

- Data profiling (6 hours)
- Verify Azure environment (8 hours)
- Access rights (2 hours)

16 hours in total

3. Implementation

We implement our framework for loading data into Fabric. We bring in tables from a first data source, transform it and make it available for an initial Power BI report that can display the data for further exploration.

- Fabric configuration (32 hours)
- Data transformation (32 hours)
- Power BI report creation (16 hours)

80 hours in total

4. Evaluation

We explain the developments in detail to ensure that you can confidently continue the journey on your own. Of course, we're here to assist with the next steps if needed.

- Summary and findings (14 hours)
- Handover workshop (4 hours)
- Next step (2 hours)

20 hours in total



Tech Overview

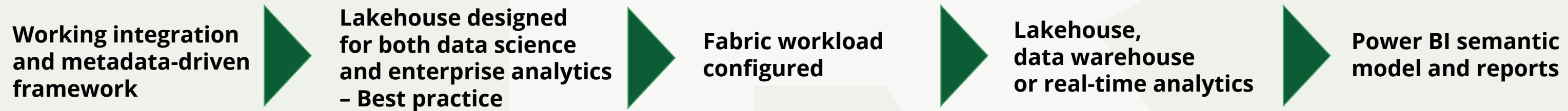
Our *Fabric Starter Pack* leverages previous implementation experience – including methodology, code and best practices – to provide a powerful SaaS platform for data and analytics. It includes preconfigured software and SQL scripts to help users load data into lakehouse- or warehouse structures, ensuring flexibility and a robust starting point.



Tech Overview



TRANSFORMATION FRAMEWORK



We begin by using a customer's initial data source, like a CRM or financial system, extracting 1-3 tables and placing them in OneLake (Fabric's storage solution). Then, we transform the data for optimal analysis using a predefined framework.

Our framework is metadata-driven, meaning instead of creating multiple pipelines for each table, we build a single data flow. This approach follows best practices and provides a more scalable solution, which is especially important as the number of tables grow.

You can build this as a data lakehouse for data science and enterprise analytics or use it for data warehousing and real-time analytics - with the end goal of generating Power BI reports.



Focus Areas

Organizations may choose a *Fabric Starter Pack* for a variety of reasons; here are some of the most common:



Self-Service Analytics & Visualization

Enabling easy access to KPI's for the organization to visualize and analyze with Power BI.

Securely Control and Share Data

Securely share data, insights and visualizations with customers to add value, or with partners to add a competitive edge.

Handle IoT-, Big- or Streaming Data

Current platform can't handle the new workload.

Needs to Support Data Science Initiatives

Requirements to support data science and integrate it in operations.


Need to Learn How the Cloud Works, and the Skills Needed

Internal resources need a boost to move into new ways of thinking. For some, the focus of setting up the *Fabric Starter Pack* is to understand how to achieve goals and identify the first steps for that purpose.



Summary

Our *Fabric Starter Pack* offers an efficient way to pilot an all-in-one data and analytics platform in the cloud. This pre-built solution minimizes setup time, reduces Azure costs, and enhances scalability by leveraging metadata-driven frameworks. Through its 116-hour process, it provides a robust foundation for data transformation, real-time analytics and Power BI reporting – ideal for transitioning to the cloud, modernizing outdated systems or exploring self-service analytics.



Thank you!





RANDOM FOREST

randomforest.se