

RecoveryTools IMAP to MBOX Export Tool

Effortlessly Bulk Export IMAP Emails to MBOX Format

Are you also seeking the best IMAP to MBOX tool? If yes, then you are on the right page as we are going to introduce you to expert tried, and testes IMAP to MBOX export tool. This utility allows users to bulk export IMAP emails to MBOX format. Moreover, using this IMAP to MBOX converter, one can seamlessly download the IMAP labels and sub-labels from similar or different accounts simultaneously. Apart from this, to make the IMAP mailbox saving more specific, the tool provides advanced filters such as Date Range, To, From, and so on. Additionally, to maintain the authenticity of IMAP mailboxes after migration, this utility keeps the layout, content, and folders the same as the original. Over and above that, the RecoveryTools IMAP to MBOX Export Tool also supports Online IMAP servers, Groupwise, Exchange, and IMAP servers which makes it more versatile to use.

Visit the Official Page: <https://www.bitrecover.com/blog/export-imap-to-mbox/>

Step 1: Install and run the above-mentioned tool on your system and share the asked credentials.

RecoveryTools IMAP Backup Wizard v7.0 (Trial)

File Help

Email Source Backup Buy Now Activate

Select Email Source Backup Filter Options About

Please Enter your Email Account Credentials

Email Address

Password

☐ Use Batch Mode (Use this for batch multiple Email Accounts backup)

☐ Use Proxy (Connecting Email Source using Proxy Server)

IMAP Host : IMAP Port No :

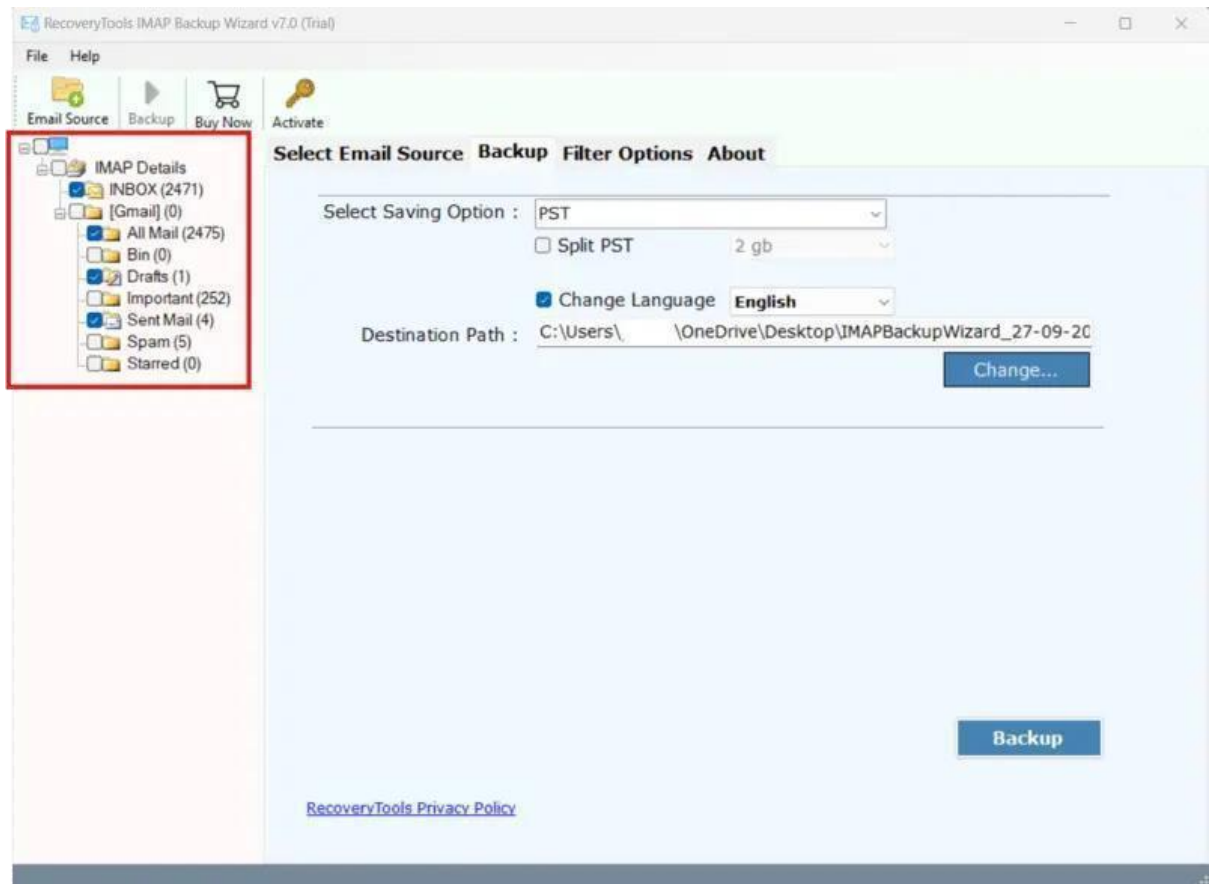
If you are facing issues during login to your account. Please visit below tutorial to know, what exact settings are required to be enabled.

[Visit Settings & Troubleshooting Tutorial]

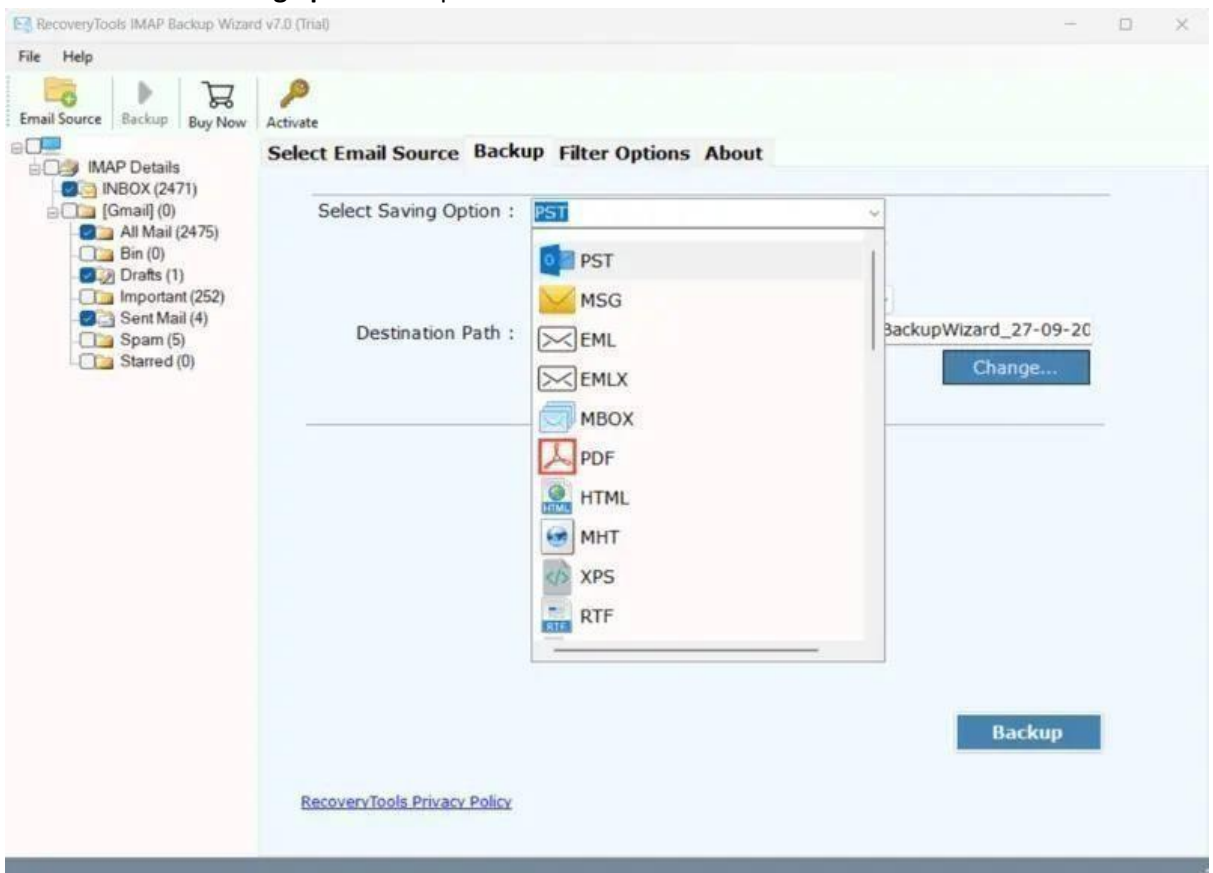
Reset Login

[RecoveryTools Privacy Policy](#)

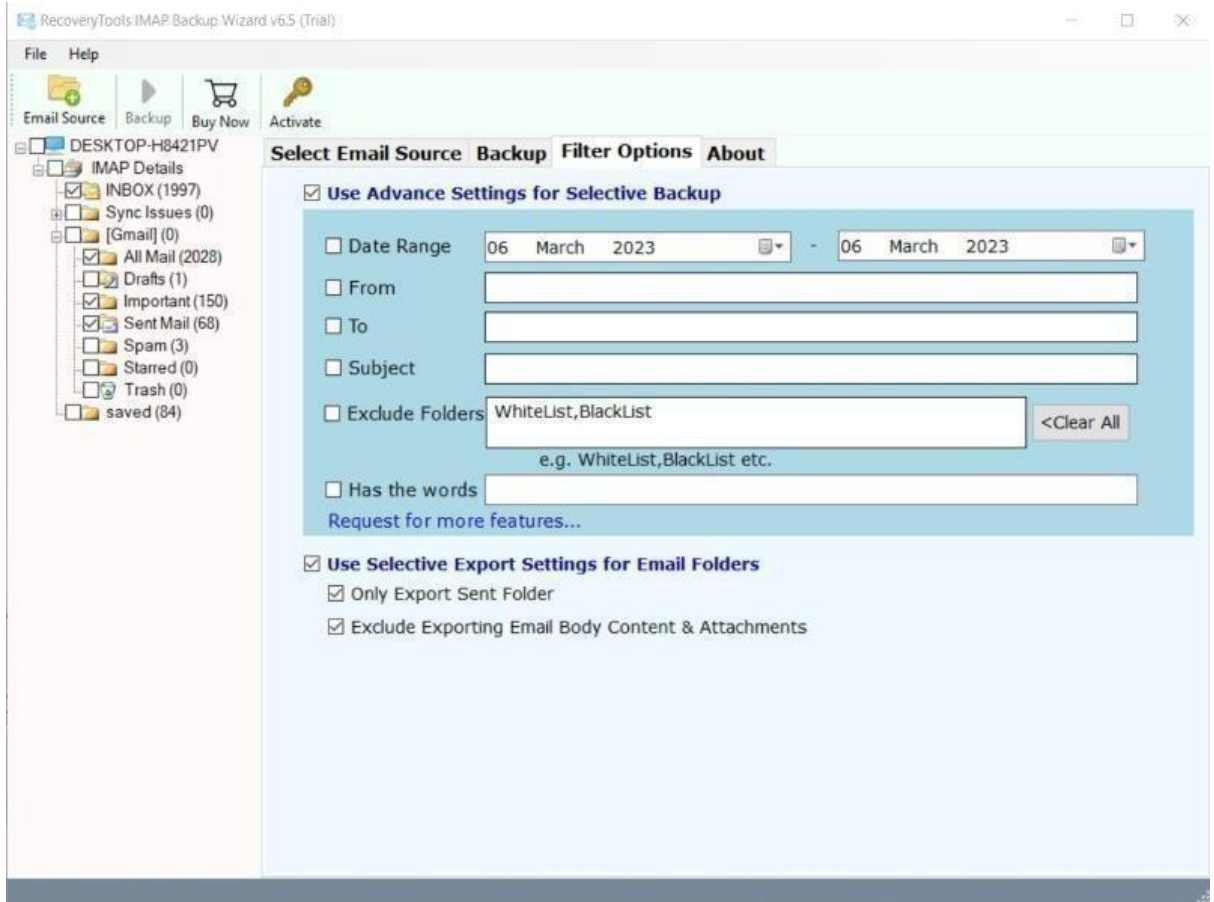
Step 2: Select the desired IMAP files and folders to migrate.



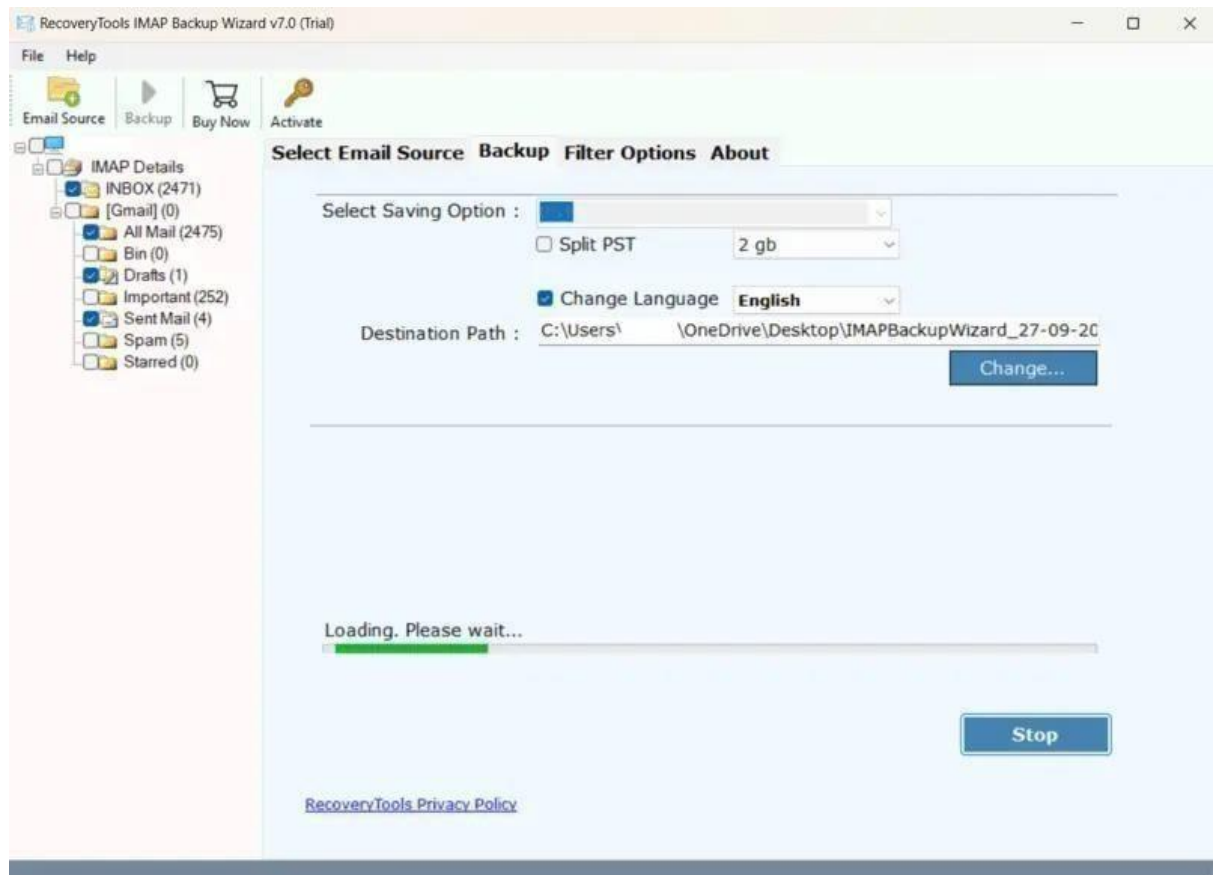
Step 3: Choose the **file-saving option** to export IMAP files to MBOX format.



Step 4: Apply advance filters to make the IMAP email migration specific.



Step 5: Initiate the process to export IMAP mailbox to MBOX.



By following the above-mentioned quick and easy steps you can efficiently take the IMAP email export into desired file formats. The best thing about this IMAP to MBOX export tool is that it makes bulk downloading swift via advanced options such as Batch mode and proxy. Therefore, once the IMAP file download is completed, the user receives a SavingLog.txt file which shares the summary of the process such as Date, Time, Status, Number of Items, and so on.

Conclusion

Hence, it is one of the robust IMAP to MBOX export tool solutions that is 100% safe and secure to use. Most importantly, it has a tech-friendly user interface and features that attract experts' beginners, and all types of users seeking IMAP migration solutions. Moreover, the tool also offers a trial version so that new users can explore its features and decide wisely to invest in the paid version.