

RecoveryTools Webmail to PST Backup Wizard

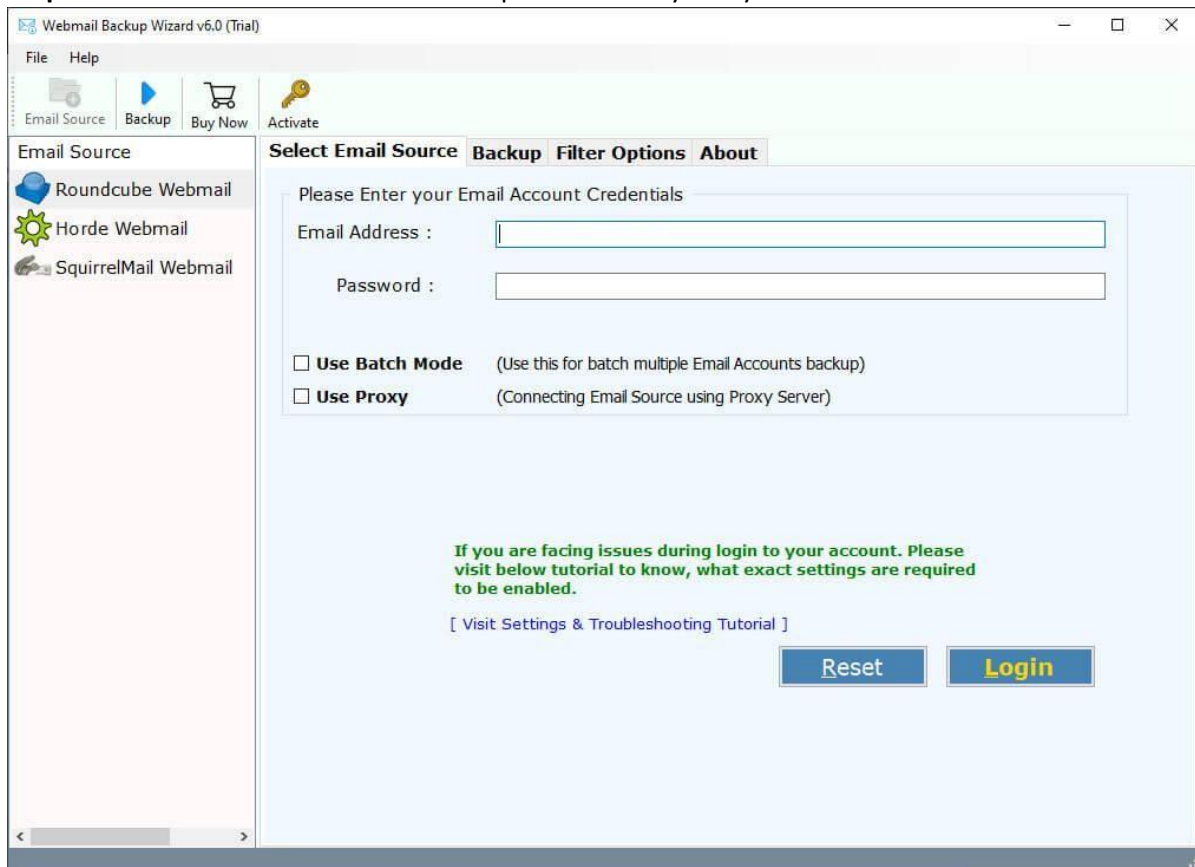
Ideal Solution to Backup Bulk Webmail Account Into 25+ File Format

The RecoveryTools Webmail to PST Backup Download Software is an all-in-one solution for all those users who are seeking a solution to convert their webmail emails to multiple formats, migrate their webmail emails to multiple email clients, or transfer their webmail emails to multiple servers. Using this tool, one can effortlessly download emails from any webmail, such as Roundcube, Horde webmail, or SquirrelMail, to the desired standard file format, email clients, or mail servers.

Moreover, this webmail to pst backup tool maintains the original label hierarchy of the email source and also keeps the attributes such as header information, email data, email addresses, layout, and so on intact throughout the webmail download process. Plus, to make the result more specific and organized, the tool offers various advanced filters such as From, To, Subject, Date Range, etc., and multiple file naming options.

Visit the official page: [RecoveryTools Webmail Backup Wizard](#)

Step 1: Install and run the webmail backup software on your system.



Step 2: Choose the email source and share the credentials.

Webmail Backup Wizard v6.0 (Trial)

File Help

Email Source Backup Buy Now Activate

Email Source

- Roundcube Webmail
- Horde Webmail**
- SquirrelMail Webmail

Select Email Source Backup Filter Options About

Please Enter your Email Account Credentials

Email Address : admin@recoverytools.com

Password :

☐ Use Batch Mode (Use this for batch multiple Email Accounts backup)

☐ Use Proxy (Connecting Email Source using Proxy Server)

If you are facing issues during login to your account. Please visit below tutorial to know, what exact settings are required to be enabled.

[Visit Settings & Troubleshooting Tutorial]

Reset Login

Step 3: Next, select the files and folders from the panel that you want to backup.

Webmail Backup Wizard v6.0 (Trial)

File Help

Email Source Backup Buy Now Activate

Email Source Backup About

DESKTOP-KCUKE1L

IMAP Details

- 01-04-2020 04-53 (0)
- 13-03-2020 05-20 (0)
- 17-02-2020 01-21 (0)
- 18-02-2020 01-25 (0)
- INBOX (1103)
- [Gmail] (0)
- All Mail (1233)
- Drafts (0)
- Important (240)
- Sent Mail (98)
- Spam (22)
- Starred (0)
- Trash (659)

Select Saving Option : PST

☒ Change Language English

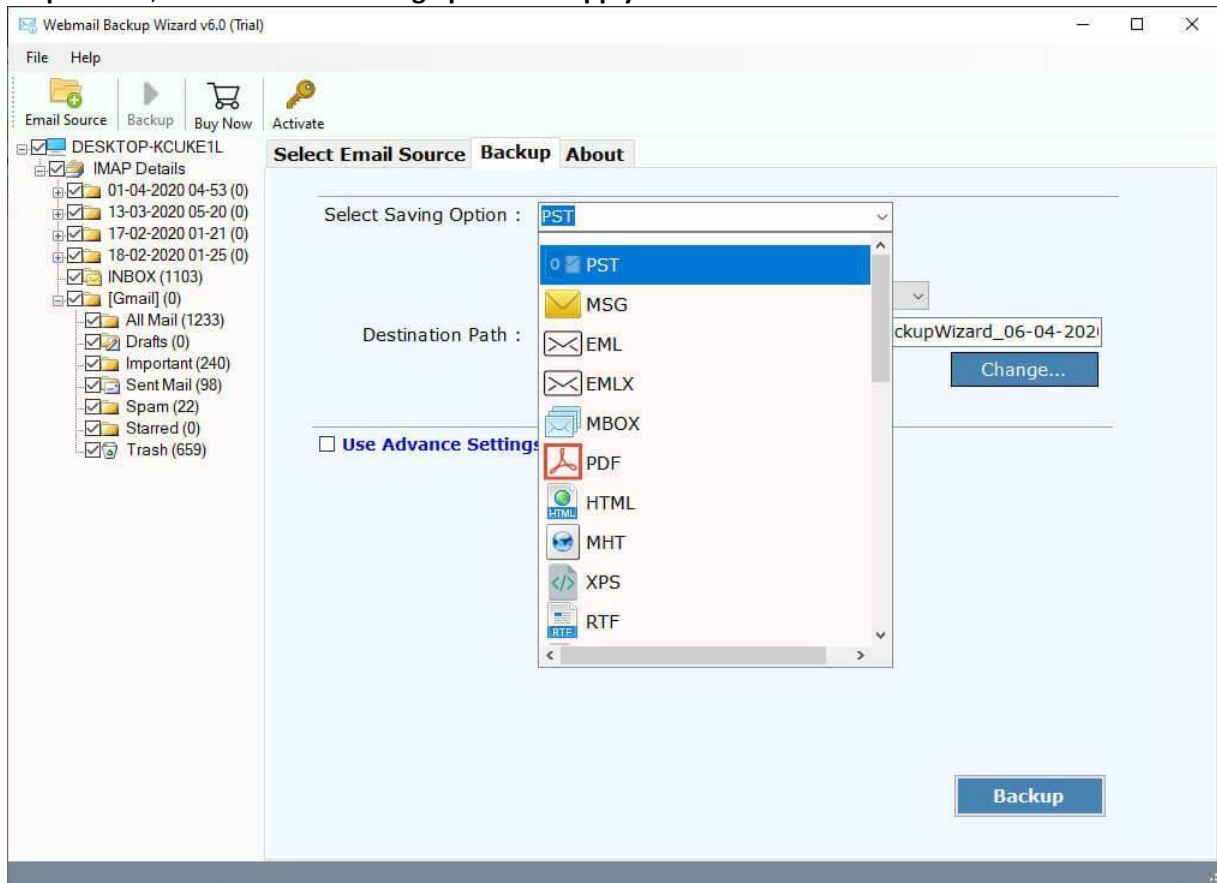
Destination Path : C:\\Users\\...\\Desktop\\IMAPBackupWizard_06-04-2021

Change...

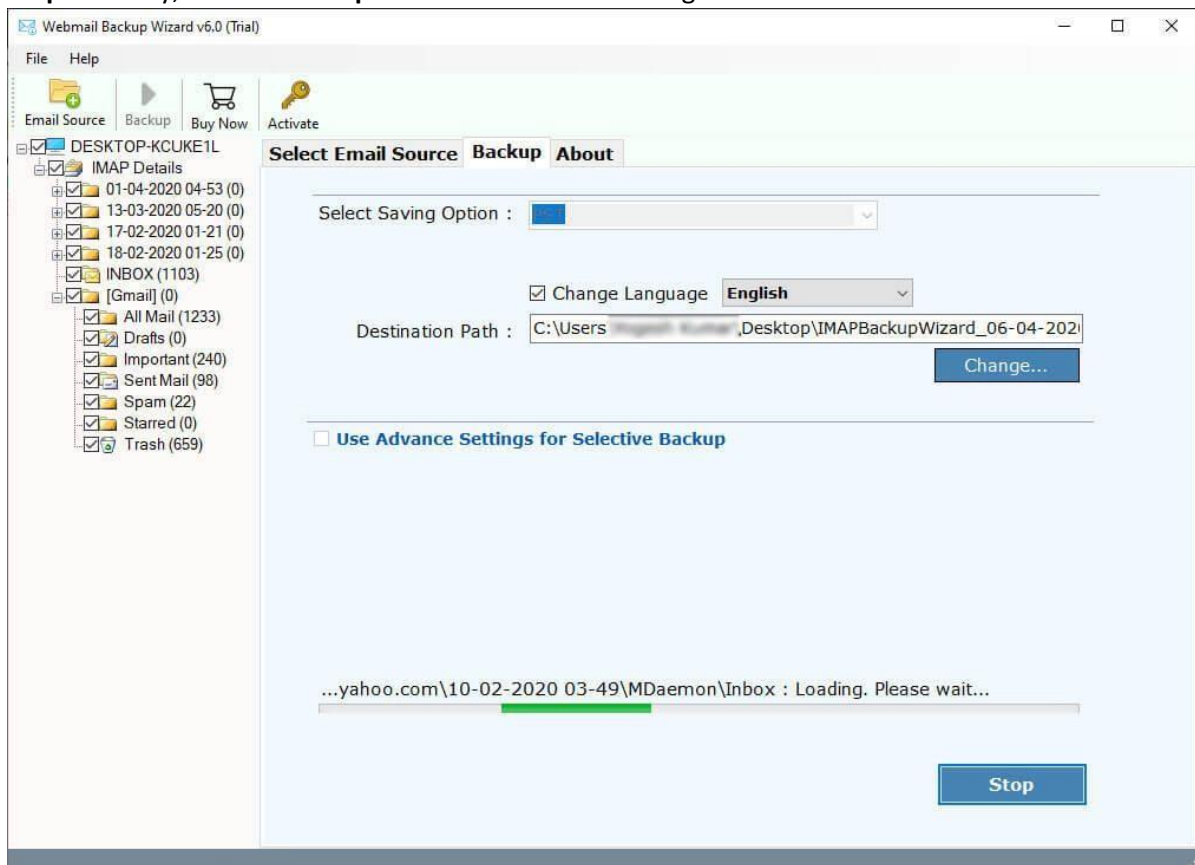
☐ Use Advance Settings for Selective Backup

Backup

Step 4: Now, choose the file-saving option and apply advanced filters.



Step 5: Finally, click on Backup and the webmail email migration is done.



When the process to download webmail emails is completed, the tool automatically shares a notification on the screen stating the success status of the process and the file-saving destination of the output.

Conclusion

The RecoveryTools Webmail to PST Backup Wizard is very versatile and compatible enough to run in all editions of the Windows operating system. Over and above that, to let the users understand this utility's features, the developers have also introduced a demo version, which is completely free of cost. Therefore, by downloading this, one can explore the tech-friendly interface and straightforward features of this webmail email download tool.