

MODERN WORK

Cloud Device Management



Elevate your organization with
Microsoft Intune



What is Intune?

An innovative cloud-based service that focuses on **mobile device management (MDM)** and **mobile application management (MAM)**

It allows organizations to manage the devices and applications used by their employees by offering a comprehensive suite of features to streamline device management, enhance security and drive productivity



Outstanding User Experience

The image displays two overlapping screenshots of Microsoft software interfaces. The background screenshot is the Microsoft Endpoint Manager admin center, showing a navigation pane on the left with options like Home, Dashboard, All services, and Favorites. The main content area is titled 'Devices - All devices' and features a search bar, a table of device information, and various management tools. The foreground screenshot is the 'Company Portal' app, showing a search bar and a list of installed and failed-to-install applications.

Device name	Managed by	Ownership	Compliance	OS	OS version
<input type="checkbox"/> IGNITE2019C	MDM	Corporate	Compliant	Windows	10.0.18362.356
<input type="checkbox"/> IGNITE2019D	MDM	Corporate	Compliant	Windows	10.0.18362.356
<input type="checkbox"/> Reporting's Mac	MDM	Personal	Compliant	macOS	10.15 (19A603)

Name	Publisher	Date Published	Status
Excel Mobile	Microsoft Corporation	5/10/2016	Installed
Microsoft HoloLens	Microsoft Corporation	5/7/2016	Installed
OneNote	Microsoft Corporation	5/9/2016	Installed
Outlook	Microsoft Corporation	5/11/2016	Installed
PowerPoint Mobile	Microsoft Corporation	5/12/2016	Installed
Sway	Microsoft Corporation	5/13/2016	Installing
Word Mobile	Microsoft Corporation	5/14/2016	Installed
Xbox	Microsoft Corporation	5/8/2016	Failed to install

Intune intuitive interface makes it easy for users to navigate and perform tasks efficiently



Principal Features of Intune



Simplified Device Enrollment

- Effortless enrollment process for devices across various platforms
- Supports both Android and iOS devices through zero-touch enrollment and Windows 10 devices via Azure AD join.



Robust Policy Management

- Implementation of robust security policies to safeguard sensitive data, including password enforcement and encryption protocols
- Conditional Access policies that adapt based on user and device context



Streamlined App Deployment

- Facilitates the deployment of essential applications to devices, encompassing both store apps and tailor-made line-of-business apps
- App protection policies to maintain data integrity and security



Comprehensive Endpoint Protection

- Protective barrier against potential cyber threats with antivirus, firewall and malware protection
- Manages BitLocker encryption for Windows devices, ensuring data remains secure

Device and App Management



Bring your Own Device Setup

Enables the distinction between work and personal data maintaining separation and privacy while allowing users to use their personal devices to access corporate data on the company network



App-Level Policies

Automatically applies app-level policies to corporate applications, safeguarding corporate data with measures like PIN enforcement and company data encryption and more advanced settings to restrict features like copy and paste by users between managed and unmanaged apps



Mobile Device-Management Software

It allows IT teams to control device features, assign policies and conditional access automatically to device groups and check the compliance health of the devices



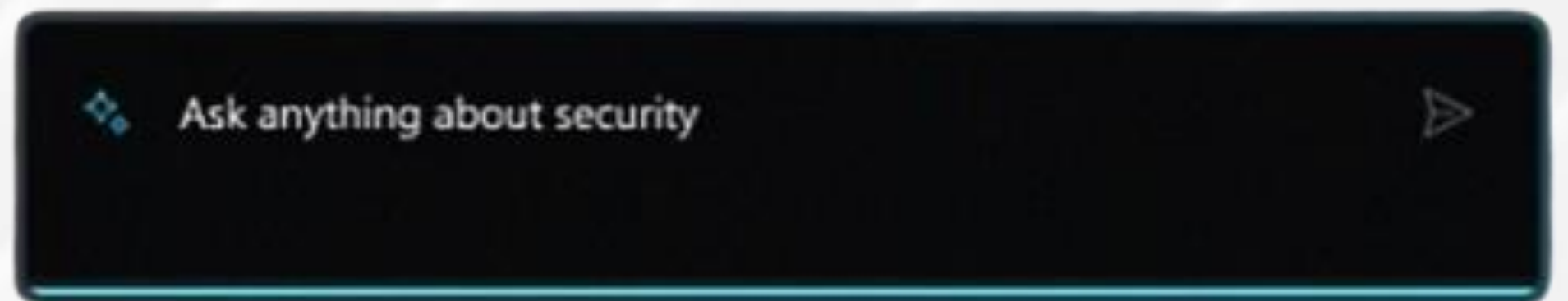


Leverage Copilot for Security

If you use Intune in the same tenant as Copilot for Security, then you can use Copilot for Security to get insights about your Intune data



Copilot for Security



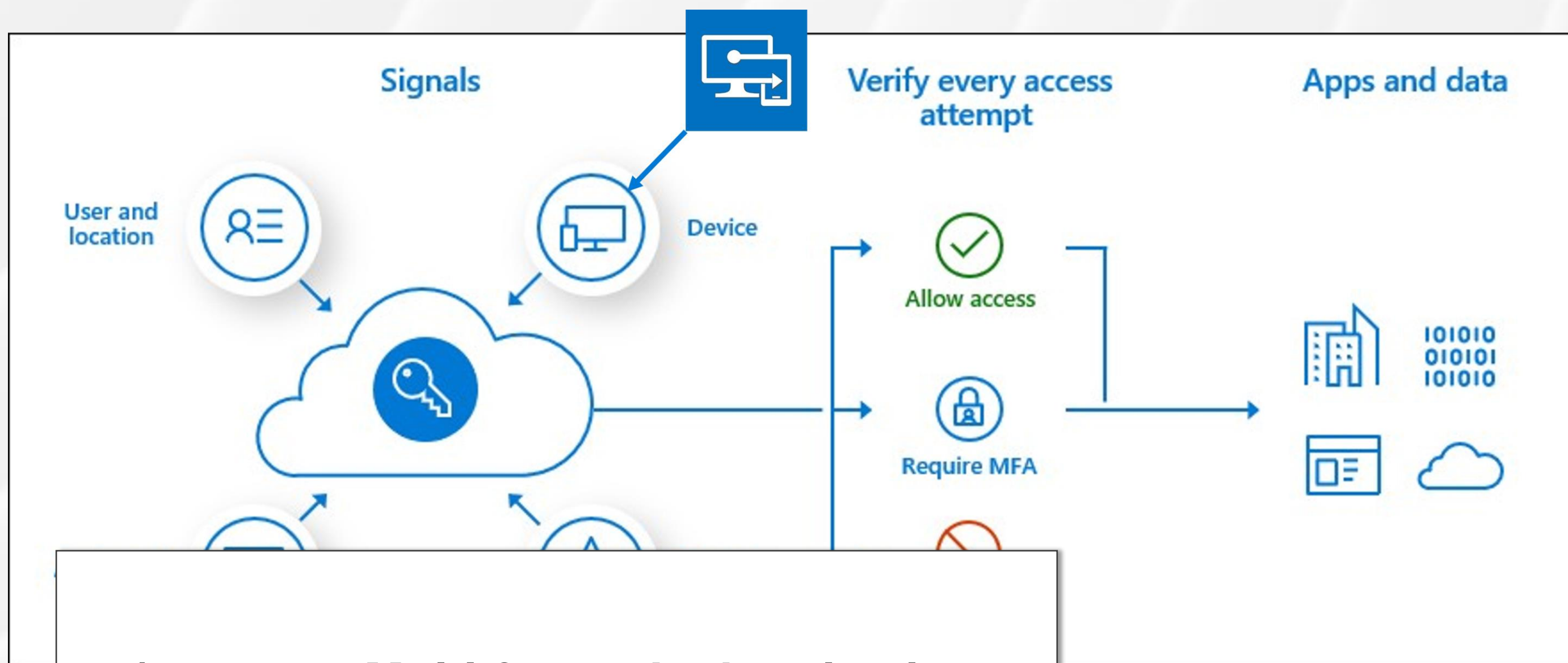
There are Intune capabilities built into Copilot for Security, and you can use prompts to get more information about:

- Devices, apps, compliance & configuration policies, and policy assignments managed in Intune
- Managed device attributes and hardware details
- Issues with specific devices and compare a working & non-working device




Conditional Access Implementation

Regulates access to corporate resources, ensuring compliance with predefined conditions such as location and device state




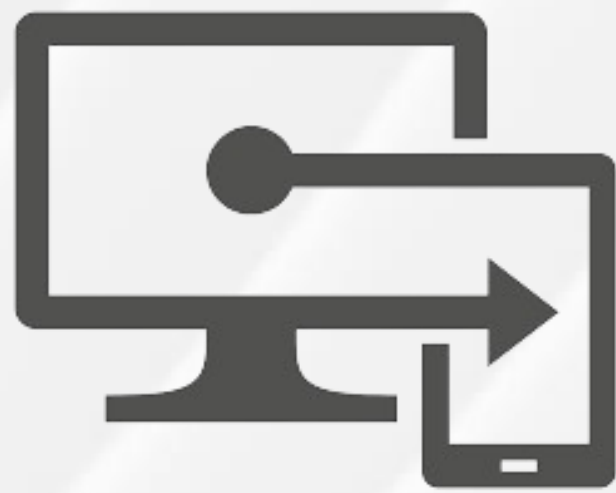
Integrates **Multi-factor Authentication (MFA)** to verify user identities and grant access to compliant devices only





Integration with Power BI

Power BI can be integrated with Intune to load interactive, dynamically generated reports for robust data analysis and visualization of your Intune tenant.



Key Features

- View samples **reports** and **charts** related to devices, enrollment, app protection policy, compliance policy and device inventory logs
- Highlight **trends** for enrollment, compliance, device configuration profile and software updates

Benefits

- Provide online and delegated report access
- Ensure data is always up-to-date
- Customize the report as needed
- Use natural language queries

MODERN WORK



Contact us!



Francesco Ferrise

f.ferrise@reply.it



Pasquale Romano

p.romano@reply.it

WWW.CLUSTERREPLY.IT