

SecWise PROTECT

M365 Threat
Protection Solutions

Koen.Jacobs@secwise.be

Gold
Microsoft Partner
Security





**SECWISE
PROTECT**

**HOW TO DETECT AND
PROTECT AGAINST
SOPHISTICATED
MALWARE & HACKING
ATTACKS?**

SecWise Protect offering:



Solution Description

- ❖ Implement **advanced mail security** to protect against phishing and drive by download (malicious URLs)attacks using Office ATP security
- ❖ Improve visibility into the usage of **Shadow IT** and **cloud applications** (CASB)
- ❖ Provide visibility in on prem **AD security** (privileged access management, lateral movement paths , ...)
- ❖ Centralized view on all security controls to **manage** the Microsoft Defender ATP products **on a day to day basis**.



Service Options






- ❖ Light
- ❖ Elevated
- ❖ Advanced



Solution Goal

- ❖ Improve **malware protection**
- ❖ **Protect** against **phishing** and drive by download attacks
- ❖ Improve visibility into the usage of **Shadow IT** and **cloud applications**
- ❖ Provide visibility in on prem **domain security**
- ❖ **Centralized view** on all security controls

SecWise Protect flavours

 Light	 Elevated	 Advanced	 SecWise Watch
<ul style="list-style-type: none">❖ Enable basic mail security policies:<ul style="list-style-type: none">• SPF & DKIM• Review Transport Rules• Basic Exchange Online Protection Policies❖ Enable MS Defender AV best practices	<ul style="list-style-type: none">❖ Enable adv. mail security policies (<u>Defender for O365</u>)<ul style="list-style-type: none">• Safe Attachment & link• Anti-phishing & Impersonation❖ Enable <u>Defender for Endpoints</u>❖ Enable Defender <u>Credential guard</u>❖ Deploy <u>CloudApp Security</u> using SecWise best practices<ul style="list-style-type: none">❖ Oauth App review❖ Govern discovered Apps❖ Deploy <u>MS Defender Identity</u> using SecWise best practices❖ Deploy <u>Azure Sentinel</u> using SecWise best practices	<ul style="list-style-type: none">❖ Enable DMARC❖ Enable Defender AV & for Endpoints on Servers❖ Enable Attack Surface Reduction Rules (ASR)/ Exploit Guard❖ Enable Controlled Folder Access❖ Hardened Windows Defender Firewall❖ Connect on premise security controls to CloudApp Security	<ul style="list-style-type: none">❖ Monitoring Threat & impersonation alerts❖ Monitor Automated Investigations❖ Monitoring endpoint security posture
			 SecWise Care
			<ul style="list-style-type: none">❖ Change requests❖ Security Questions/assistance

You are here






L1: Initial

L2: Elevated

L3: Advanced

L4: Managed

SecWise Protect prerequisites

 Light	 Elevated	 Advanced	 SecWise Watch
<p>For organizations with only:</p> <ul style="list-style-type: none">❖ Office 365 E1 or E3 customers❖ No M365 or EMS bundle <p>GPO, SCCM or Intune</p>	<ul style="list-style-type: none">❖ M365 E5 <p>OR</p> <ul style="list-style-type: none">❖ EMS E5 <p>OR</p> <ul style="list-style-type: none">❖ Security E5 add-on <p>OR</p> <ul style="list-style-type: none">❖ M365 Education A5 <p>AND</p> <ul style="list-style-type: none">❖ Azure Subscription	<ul style="list-style-type: none">❖ Windows Enterprise❖ > Windows Server 2016	<ul style="list-style-type: none">❖ Azure Subscription❖ Sentinel Implemented❖ SecWise watch subscription❖ At least SecWise Threat Elevated implemented <div data-bbox="1895 801 2491 993"> SecWise Care</div> <ul style="list-style-type: none">❖ Care buckets or SecWise watch subscription



een) -

Thank You