

June 2022

# Powered by Microsoft

Modern  
Culture  
of Data



slalom

# Presentation contents

01 What is a MCoD?

---

02 MCoD offering

---

03 Customers and MCoD pillars

WELCOME

# What is a modern culture of data?

A modern culture of data is an environment of experimentation, empowerment, curiosity, critical thinking, and collaboration.

MODERN CULTURE OF DATA

# Driving results



## Innovation

Disrupt your industry or avoid being disrupted.



## Customer 360

Anticipate your customers' needs and connect deeply with them.



## New opportunities

Ask questions, experiment, and uncover the unexpected.



## Agility

Enable your organization to be adaptive - not reactive.



## People

Inspire your employees by empowering them.



## Scale

Drive rapid growth while maintaining operational rigor.



## Efficiency

Save time and money.



## Growth

What else could you do?

POWERED BY MICROSOFT

# Modern Culture of Data

In 2020, Forrester Research found that the number of insight-driven organizations maturing from beginner to intermediate levels increased, but organizations achieving advanced maturation stayed the same. The ability to ask and answer better questions as an advanced insight-driven business is an invaluable competitive advantage, yielding 20%+ in revenue growth.

Learn more at:

[slalom.com/modern-culture-data](https://slalom.com/modern-culture-data)

## LEVERAGING THE FRAMEWORK:



### Bold vision

Enterprise strategy; Shared goals and objectives across functional areas.



### Transparency

Data availability with an integrated and modern technology platform and tools.



### Guardianship

Trust in data, tools, and practices. Beyond stewardship by means of ethics, privacy, security, reliability, and compliance.



### Data literacy

An integrated data system for broader publication of data-driven insight; leverage a toolset at the cutting edge of technology



### Ways of working

Modern operating model and org structure. Embedded analytics in daily activities.

## DO MORE TOGETHER:



### Virtual White Boarding Session

For clients with a topic they're ready to dig into, bring together members of their team and Slalom experts for a hands-on session to dig into what they're wrestling with.



### MCoD Assessment

Assess which capabilities will be required to achieve strategic objectives, define and prioritize opportunities, develop initiatives and an execution roadmap. Includes maturity assessment.



### MCoD Strategy Workshop

½ day workshop for business leaders to align on their organizations bold vision, understand where they are in the Modern Culture of Data journey and define next steps to enable the vision.



### Case Study Deep Dive

For clients that are geared more toward learning through how we've solved other organizations' challenges, arrange for a client to go behind the scenes to see how.

## MODERN CULTURE OF DATA

# Slalom Offerings

We have defined 3 core offerings to support our clients on their journey towards a Modern Culture of Data.

**01****Strategy Workshop**

Align on your organization's bold vision, understand where you are in the Modern Culture of Data journey and define next steps to enable that vision.

**INCLUDES**

½ day workshop designed for business leaders

**02****Assessment**

Assess what capabilities will be required to achieve strategic objectives, define and prioritize opportunities and develop initiatives and an execution roadmap.

**INCLUDES**

Deep-dive maturity assessment from discovery to roadmap

**03****Assessment + Definition**

Enable your vision through assessment, build and definition of capabilities to support the shift to a Modern Culture of Data.

**INCLUDES**

Deep dive maturity assessment from discovery to roadmap + development and definition of capabilities

Powered by Microsoft

# Pillars & Stories

Modern  
Culture  
of Data



slalom

MODERN CULTURE OF DATA

# Enabled by five key elements

## Bold vision

Chart a clear path for what you want to achieve

## Transparency

Build integrated data and flexible, scalable systems

## Guardianship

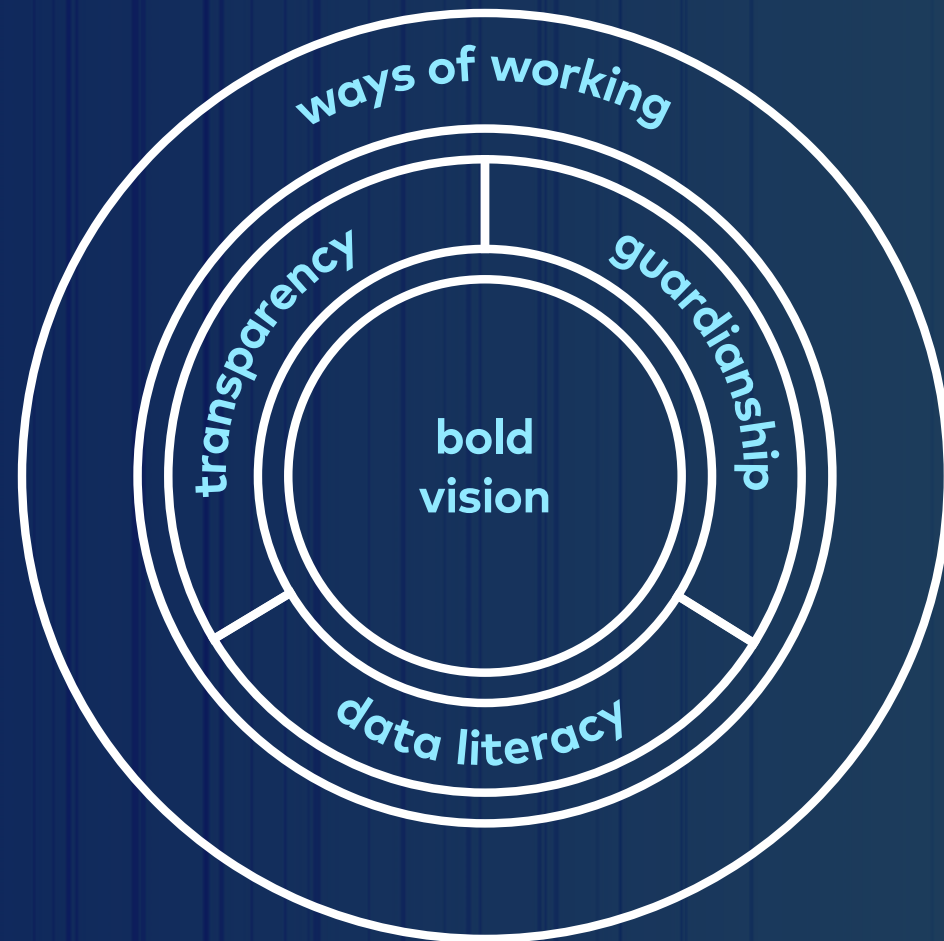
Establish trust in data, tools, and practices

## Data literacy

Develop the mindset and skills that drive action

## Ways of working

Embed insights in behaviors and operations



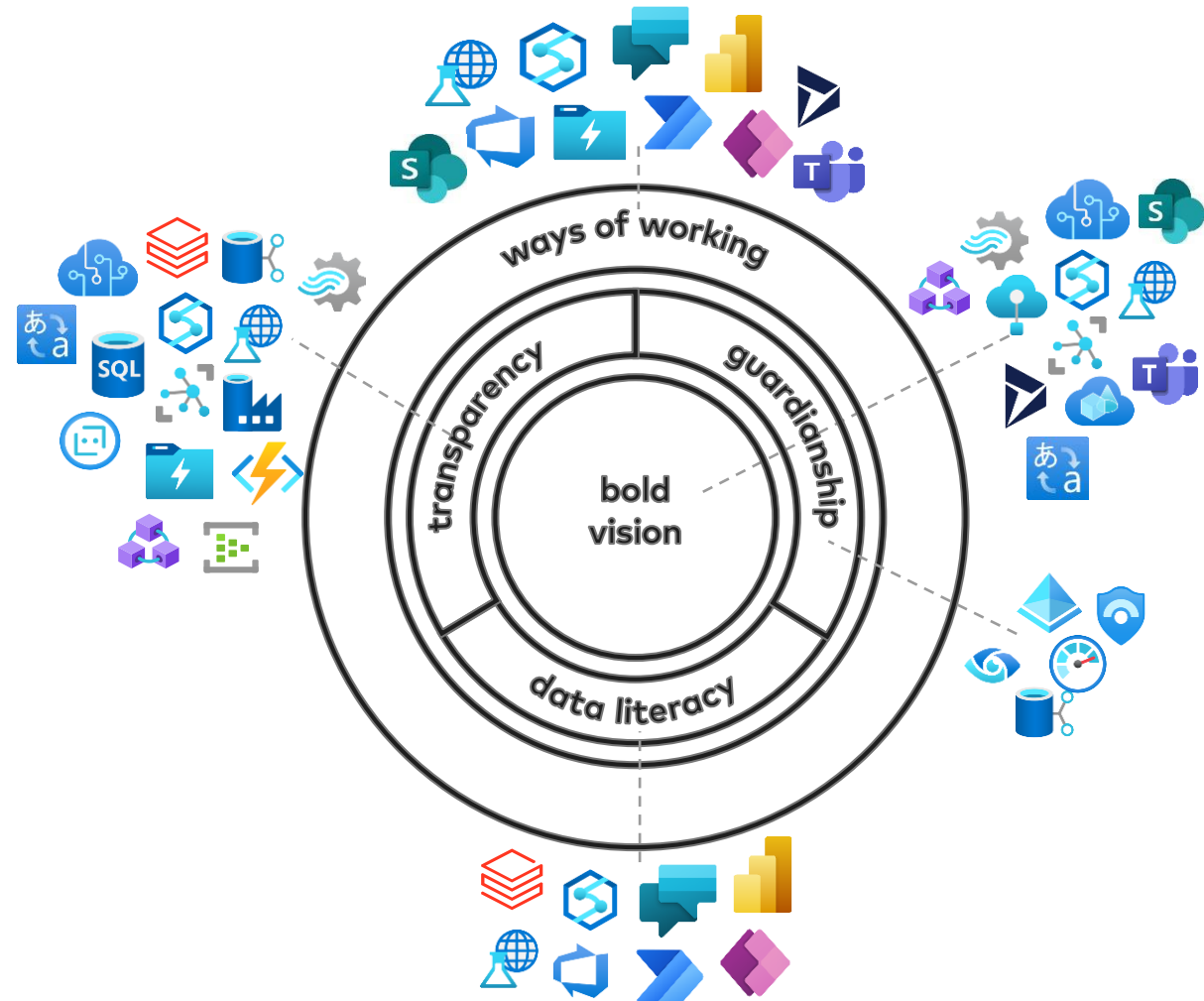


MODERN CULTURE OF DATA

# Powered by Microsoft

**We will meet customers where they are in their journey**

The Microsoft product and services platform inherently supports a Modern Culture of Data - it's pervasive across the five pillars. The non-exhaustive list here is only the beginning.

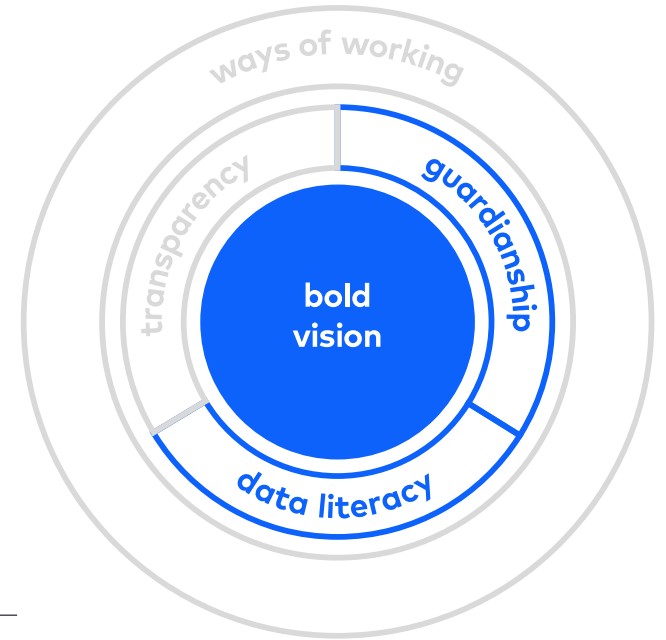


**BOLD VISION**

# Leading children’s hospital taps into the power of Customer Insights

Customer: Dayton Children’s Hospital

Healthcare is complex. The staff was challenged with assimilating patient encounters from multiple communications channels containing siloed, disjointed data. As a result, the patient’s healthcare journey was not fully understood by the hospital staff as they interacted with patients, families, and guardians; creating a disjointed experience and inefficiencies.



## Bold Vision

“reinventing the path to children’s health for families throughout our region and beyond”, they were determined to figure out how to provide visibility into the patients journey to the healthcare team.

## Data Literacy

The the platform enables a 360-degree view of patients’ encounters and better insights to deliver quality outcomes. Marketing teams can now perform targeted outbound marketing for enhanced health programs and impact overall wellbeing of our youth with Dynamics 365 Marketing.

## Ways of Working

For DCH staff, self-service features improve their productivity, engagement across all touch points increases agility and responsiveness, increase loyalty, brand affinity, and job satisfaction.

## Transparency

The solution was delivered by a diverse team from DCH, Microsoft, and Slalom. The Microsoft Dynamics 365 Customer Insights platform was deployed to create a unified patient profile consisting of basic patient, guarantor demographic, and encounter datasets.

## Guardianship

Security in healthcare is of the highest priority. The solution integrates patient information from EPIC, UCCSX, Call Center Accounting, and guarantors’ census track id from Geo-id.

## Technologies & Services

Dynamics 365 Customer Insights  
Dynamics 365 Marketing  
Power Apps  
Azure Blob Storage



BOLD VISION - KEYS TO SUCCESS

# Chart a clear path

With the modern culture of data framework, find your keys to success by charting a clear path to achieving your bold vision.



**BOLD VISION - KEYS TO SUCCESS**

# Chart a clear path

With the modern culture of data framework, find your keys to success by charting a clear path to achieving your bold vision.

**Azure Data & AI**

A platform for rapid exploration, curation, and insight to drive action and transformation. Azure services support use cases and data workloads for 'moonshot' thinking to overcome, innovate, and accelerate transformation.

**Modern Workplace**

Collaborate, orchestrate, and access the right insights for the right people at the right time to maximize value generation and sustain the capability over time.

**Azure Services**

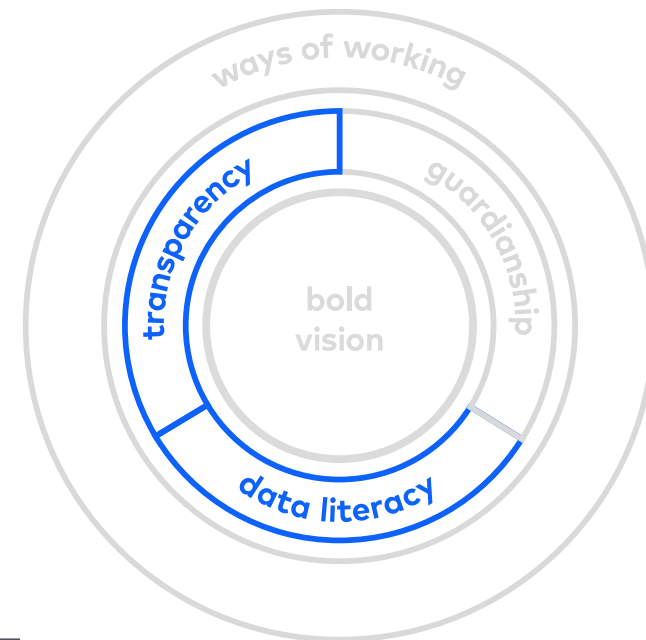
The technical and services foundation for trusted and secure accessible services underpin insight; minimizing operations and administration and enabling the organization.

## TRANSPARENCY

# Urgent accuracy: transforming healthcare decisions

Customer: Chesapeake Regional Information Systems for Patients (CRISP)

The global pandemic has made tracking demographic patient and healthcare decision-making more important than ever. During this crisis, a healthcare information exchange (HIE) needed to analyze data faster and curate deeper insights to bring its community the most reliable and useful healthcare information in the U.S..



### Bold Vision

A modern analytics platform that could answer metrics-driven question on an ongoing basis, from a multitude of data sources and data owners at high-volume.

### Data Literacy

The platform automatically masters any data the teams need and provides a single, clean file that can be used for analysis and reporting. And new data sources can be added to the platform in less than an hour.

### Ways of Working

The CRISP teams now have the power to explore how different populations are affected by everything from overdoses and regular seasonal flu to pre-diabetes.

### Transparency

The platform was stood up in three weeks and it's first use cases in process shortly after. The new product, CRISP Insights, built on Azure, easily handles dataset of 400+ billion records and 30+ unique data sources.

### Guardianship

The platform security is considered at every corner and their stakeholders and partners benefit from this downstream.

### Technologies & Services

Azure Data Lake  
Azure Data Platform Accelerator  
Databricks



ACCESS & TRANSPARENCY - KEYS TO SUCCESS

# Build integrated data and flexible, scalable systems.



01

Architecture and infrastructure



02

Delivery and consumption



03

Data complexity

**ACCESS & TRANSPARENCY - KEYS TO SUCCESS**

# Build integrated data and flexible, scalable systems.

**Azure Synapse**

A limitless analytics service that brings together data integration, enterprise data warehousing, and big data analytics. It gives you the freedom to query data on your terms, using either serverless or dedicated resources—at scale.

**Azure Data Lake**

It includes all the capabilities required to make it easy for developers, data scientists, and analysts to store data of any size, shape, and speed, and do all types of processing and analytics across platforms and languages.

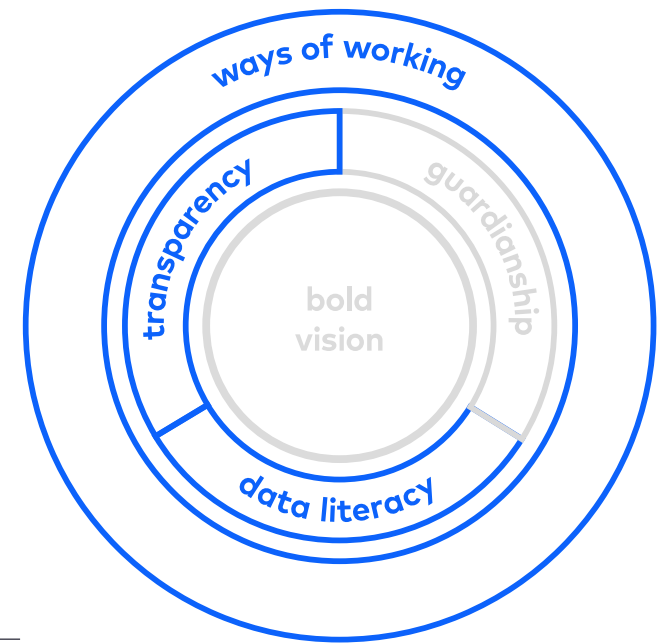
**Azure Data Factory**

A cloud ETL service for scale-out serverless data integration and data transformation, with a code-free UI for intuitive authoring and single-pane-of-glass monitoring and management.

# Trust and accountability through data can improve policing

Customer: Oakland Police Department

Even in this era of headlines around aggressive police tactics, a notoriously challenged organization in a major city can generate big wins that helps make police agencies better by creating transparency with their data. Slalom connected the 'good guys' in police department and city leadership with today's brightest minds to create a responsive, future-facing activity data system.



## Bold Vision

To promote transparent policing, the Oakland, pd needed to build a solution that could track all its police activity data across eight separate systems.

## Data Literacy

Slalom built 16 Microsoft Power BI dashboards on the Azure Government cloud, the provide visibility across more than 400 metrics for Stop Data, Uses of force, Collisions, and other areas of focus.

## Ways of Working

The data helps leader implement and monitor successful policy changes and identify positive officer behaviors, all by leveraging modern tools.. A top priority of Oakland PD is to create transparency and trust through data, empower employees at all levels, and promote the overall safety and protection of citizens, and protect against the racial divide.

## Transparency

Oakland PD leaders – bureau chiefs, commanders, police captains, the Chief of Police, and the Office of the Inspector General can access and explore this data instead of requesting a report and waiting weeks for someone to create it.

## Guardianship

The City can be confident in their decision to leverage Microsoft Azure Government cloud, knowing it meets CIJS compliance (Criminal Justice Information Services (CJIS) Division of the FBI) and provides world-class security, protection and compliance services.

## Technologies & Services

Azure Government Cloud  
Power BI





DATA LITERACY - KEYS TO SUCCESS

# Develop the mindset and skills that drive action



01

Data competency



02

Data usage and communication



03

Data mindset



04

Data culture

**DATA LITERACY - KEYS TO SUCCESS**

# Develop the mindset and skills that drive action

**Power Platform - BI, Apps, Power Automate**

A collection of software services, apps, and connectors that work together to turn your unrelated sources of data into coherent, visually immersive, and interactive insights.

**Azure Machine Learning**

Explain a model's prediction using Local Interpretable Model Explanation (LIME) and Shapley Additive Explanations (SHAP)

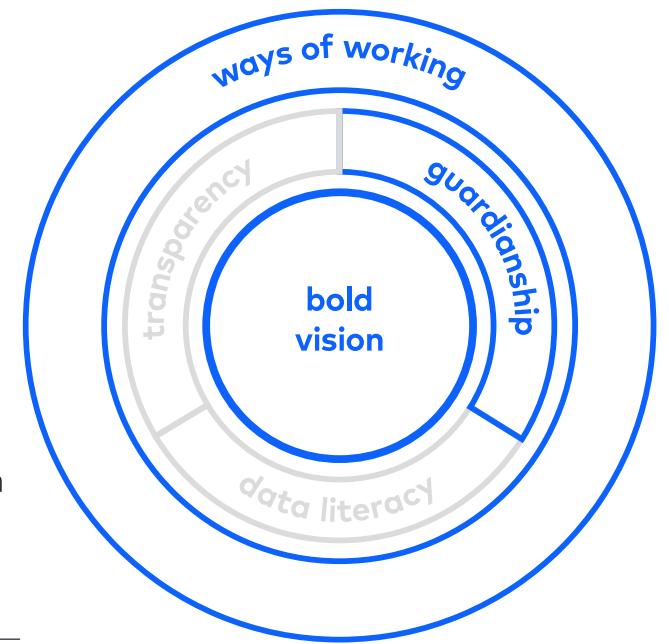
**Azure Databricks SQL Analytics**

Enable data engineers and data viz experts to run quick ad-hoc SQL queries on the data lake. Queries support multiple visualization types to help explore the query results from different perspectives.

# Enterprise data strategy creates a path to advanced analytics

Customer: Manufacturing

Our customer is the world's largest manufacturer of paper and plastic products for consumers. They were lacking in a data operating and governance structure which led to siloed data and lead to a lack of trust in the data being used across many departments.



## Bold Vision

With a need to modernize their operating model and organizational structure, this customer worked with Slalom to build that foundation.

## Data Literacy

Slalom worked across 8+ business units to build 30 Power BI dashboards to create modern data literacy best practices. We also developed a ESS – Enterprise Strategic Scoreboard for leadership.

## Ways of Working

We assisted in consolidation and hiring of D&A resources to the newly created DACOE (Develop Data & Analytics Center of Expertise (DACOE)). The operating model was designed, set a vision for data architecture, an effective delivery model, and developed training approach.

## Transparency

We developed an executive leadership dashboard to coordinate quarterly leadership reviews against the 3-year strategic plan.

## Guardianship

We created an organization model to include Data Analyst & Data Governance teams under a single leadership, with dotted line leadership with Analytics Architecture team.

## Technology & Services

Microsoft Azure  
Power BI  
Data Engineering Pipelines  
Agile/DevOps  
Operating Model



GUARDIANSHIP - KEYS TO SUCCESS

# Establish trust in data, tools and practices.

- 01  
Data privacy and security
- ↓
- 02  
Legal, compliance, and  
regulatory
- ↓
- 03  
Ethical use of data
- ↓
- 04  
Data management and  
interpretation
- ↓
- 05  
Data quality

GUARDIANSHIP - KEYS TO SUCCESS

# Establish trust in data, tools and practices.

## **Azure Sentinel**

Put cloud-native SIEM and intelligent security analytics to work to help protect your enterprise.

## **Azure Purview**

Unified data governance service that helps you manage and govern your on-premises, multi-cloud, and software-as-a-service (SaaS) data.

## **Security Center**

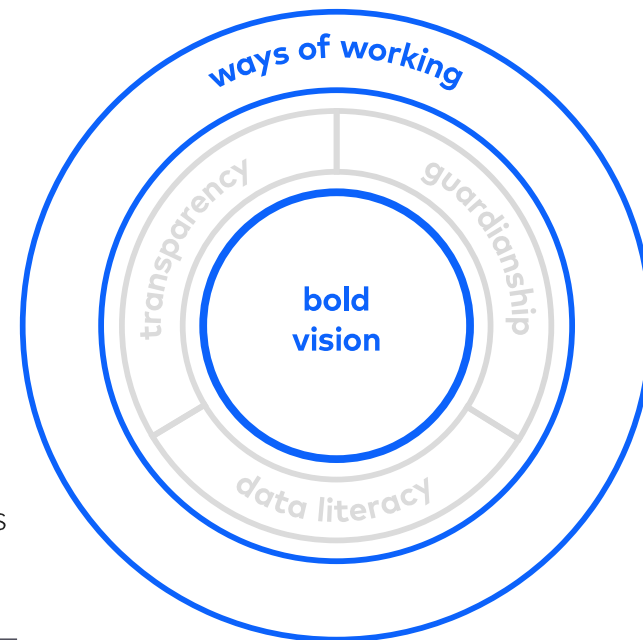
Unify security management and enable advanced threat protection across hybrid cloud workloads.

## WAYS OF WORKING

# Energizing growth with a modern data platform

Customer: Enterprise CPG

A well-known Consumer Packaged Goods company was rapidly acquiring new consumer product lines with tremendous growth potential. With these global product lines comes a need for to provide scalable end-user access to data-driven decision making.



### Bold Vision

Design and implement an enterprise data strategy, including a unified reporting platform, serving multiple business units and enabling more users to access accurate data.

### Data Literacy

Upskill client analytics team and brought in industry best practices for Agile, DevOps, CI/CD.

### Ways of Working

Embedded data in all aspects of decision making, available to all users. The customer's analytics team now has a robust process to partner with the business.

### Transparency

Modern Azure data platform combining internal and syndicated data to build KPI dashboards via PowerBI. Power BI application and reporting access is now available to the entire organization. HRIS, ERP, and marketing-brand tool integration.

### Guardianship

Peer review strategy to ensure data hygiene. Environments and workplaces dedicated to dev-test-prod environments including a rapid analytics space.

### Technologies & Services

Azure Data Lake  
Azure Synapse  
Delta Lake  
Power BI



WAYS OF WORKING - KEYS TO SUCCESS

# Embed data across functions and processes

- 01  
Operating model and org structure
- ↓
- 02  
Talent
- ↓
- 03  
Incentives & behaviors
- ↓
- 04  
Modern tools & analytics
- ↓
- 05  
Operations

**WAYS OF WORKING – KEYS TO SUCCESS**

# Embed data across functions and processes

**Create the capabilities**

An integrated, managed platform, hosted in the cloud, that enables data engineering and data science teams to be productive from “day one” without spending time and resources setting up infrastructure. Transform the capability delivery pipeline with class-leading tools and processes.

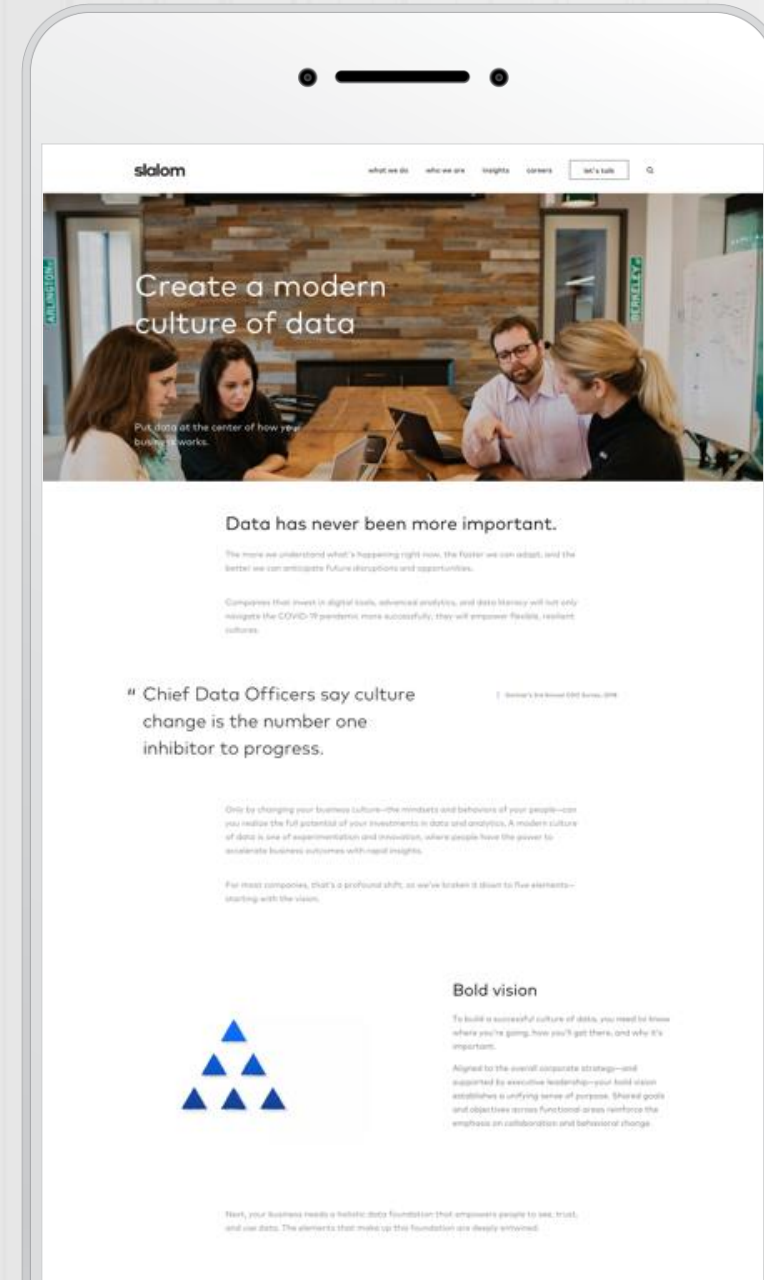
**Embed the insight in the everyday**

Embed insight that is readily available in the tools that are used by many businesses, in the right context, at any time – avoid switching between screens and context.



# Ready to learn more? Visit us online

slalom.com/modern-culture-data



# slalom