



Power BI Jumpstart 8-Week Implementation

Microsoft
Partner



- Gold Application Integration
- Gold Data Analytics
- Gold Project and Portfolio Management
- Gold Application Development
- Gold Collaboration and Content
- Gold Cloud Platform
- Gold Cloud Productivity

© Spyglass MTG, LLC - All rights reserved

Why Spyglass MTG?

GOLD

Partner for over
15 years

OVER **15** YEARS

Average Onshore
Consulting
Experience

FAST TRACK

FastTrack Ready
Partner

UP TO **90%**

Repeat
Engagements

CSP

Direct Cloud
Solution Provider

Spyglass is Flexible, Dedicated and


100%

Committed to our Customer's
Success

Foundation based on Shared Values



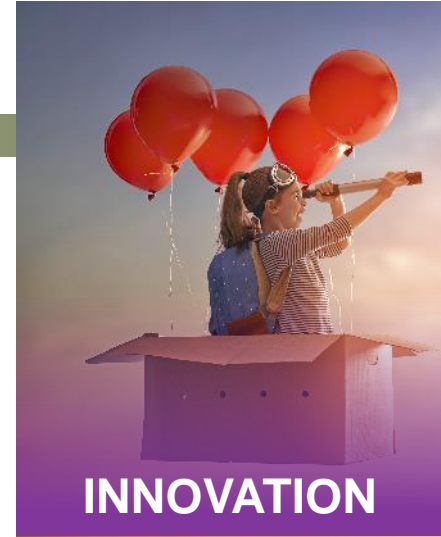
- Treat everyone with care and respect
- Assume positive intent
- Communicate openly and honestly
- Demonstrate high integrity



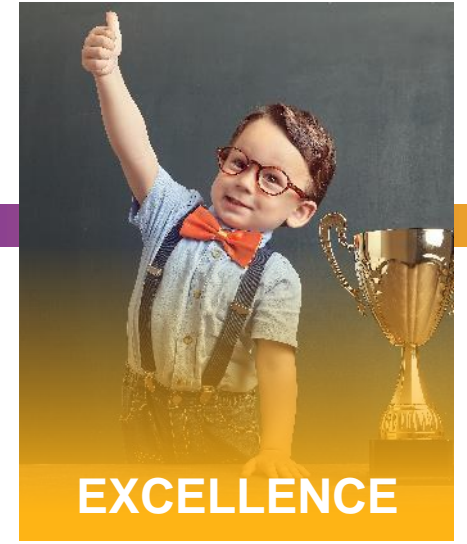
- Support one another
- Be accountable
- Put team success before individual success



- Bring your enthusiasm
- True passion is infectious
- Have a "Can Do" spirit



- Identify opportunities for improvement
- Be creative
- Be thought leaders



- Exceed expectations
- Strive to be better every day
- Take pride in our work
- Deliver on our commitments

Value Proposition – Proximity, Expertise & Focus



Headquarters:
Lincoln, RI



Regionally focused on New
England for 24+ years



Office in
Chennai, India



300+ Consultants,
Local and Offshore

15+ years experience for
onshore consultants



Solely focused on Microsoft
Technologies

15+ Years Microsoft Gold
Partner

13 Active Microsoft Gold
and Silver Competencies



- Gold Application Integration
- Gold Data Analytics
- Gold Project and Portfolio Management
- Gold Application Development
- Gold Collaboration and Content
- Gold Cloud Platform
- Gold Cloud Productivity



Introduction

Opportunity	Power BI can foster a data-driven culture
Challenge	Self-Service BI adoption can be challenging
Proposal	Framework that acts as a wrapper around Power BI to drive a Data Driven Culture

Why care about Power BI Adoption?



Data Culture

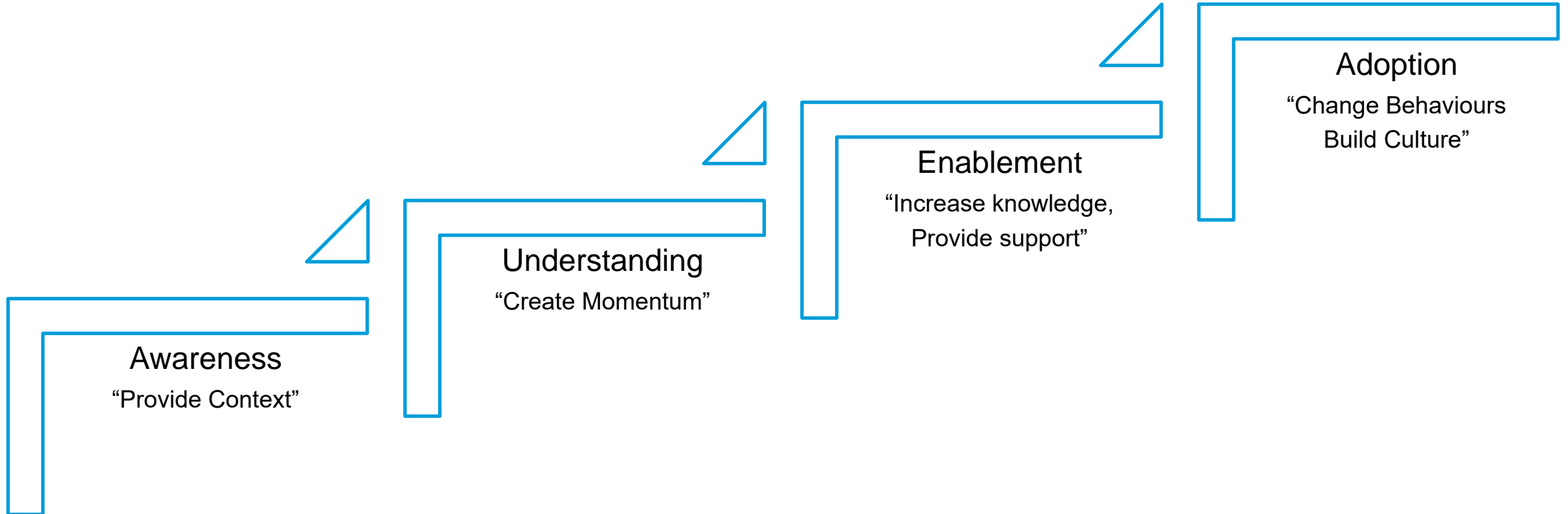


Agile BI Mindset



Consolidation of
Tools

Stages of Technology Adoption



Learning from existing customers

Clear BI Strategy



Exec Sponsor



Compliance, Security, Governance

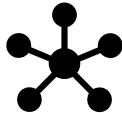


Clear BI scenarios

Addressing Technical Issues



Data Quality



Infrastructure



Product Gaps

Plan & Adopt



User Community Profile




Adoption Plan



Centre of Excellence

Spyglass MTG's Power BI Jumpstart

- Spyglass will help you look across several dimensions of a Power BI roll out including:
 - Strategy and Vision
 - Governance
 - Roles & Responsibilities
 - Delivery Models
 - Service Management
 - Security
 - Support
 - Adoption
 - Culture



Power BI Adoption Approach

- **Define Strategy and Vision**

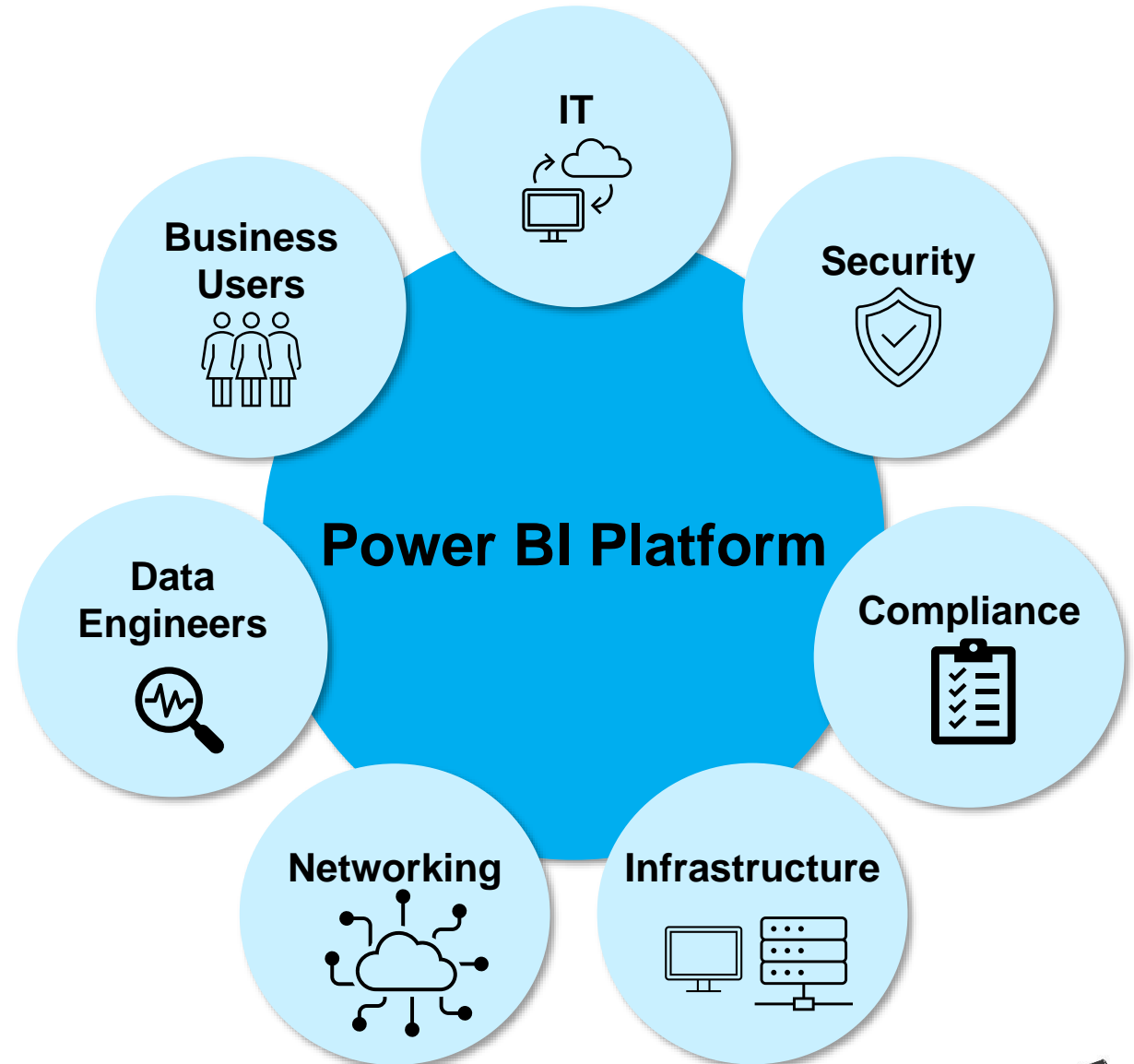
- Delivery Model
- Evangelism
- Security
- Monitoring
- Improvement

- **Roles & Responsibilities**

- Low Code Strategy Team
- Platform Admin Team
- Power Platform Nurture Team
- Automation & Reusable Components Team
- User Support

- **Delivery Model**

- Centralized
- Decentralized
- Matrix



Power BI Adoption Approach

- **Governance & Service Management**
 - Designate Platform Admins
 - Plan & Manage Licenses & Capacity
 - Environment Strategy
 - Gateway Strategy
- **Security**
 - Establish DLP Policies
 - Configure Conditional Access Policies
- **Support & Roll Out**
 - Monitor & Alert
 - Usage
 - Platform





Timeline and Delivery Approach

Power bi Jumpstart Project typically takes 8 (50k) weeks duration depending on the client's availability for workshops

- Spyglass will conduct a series of workshops with the following groups:
 - IT / Infrastructure / Networking
 - Security & Compliance
 - Business Users
 - Project Sponsor TeamEach workshop typically takes 2-4 hours
- Spyglass will help to build a culture around Power BI:
 - Internal Training (Dashboard in a Day, Advanced BI)
 - Workload Deployment
 - Office Hours

Project Deliverables

- Envisioning Workshops Output Document including:
 - Findings and Meeting Notes
 - High Level Vision
 - Implementation Strategy
 - Roles & Responsibilities
 - Additional Action Items / Decisions needed
- Execution Report (Final Deliverable)
 - Future State
 - Proposed Implementation Priorities
 - High Level Timeline
 - Budgetary Estimate
- Training & Culture Building Workshops:
 - Identify and curate the best training content
 - Host “Applied BI” 30-minute presentations
 - Establish and Host internal Dashboard in a Day training
 - Establish and Host monthly Office Hours where users can ask questions of the Power BI SME(s) and experts
 - Establish a weekly training summary
 - Enable users to subscribe to internal training
- Power BI Initial Workload Deployment:
 - Migrate your first Power BI workload in a pure
 - Expand understanding of your Power BI adoption plan.
 - Develop your technical skillsets
 - Improve consistency, reliability, and performance through hands-on interaction

Power BI Adoption Methodology

ENVISION



ON-BOARD



DRIVE VALUE



Power BI Adoption Methodology

ENVISION



Educate Exec
Sponsor

Identify
Champions

Train pilot team

Prove value

ON-BOARD



Select a Project

Adoption
workshop

Address data
quality

Implement
Project

DRIVE VALUE



Centre of
Excellence

Internal
marketing

End user training

Internal
community

Envision – Key Learning



Feasible and impactful



Non-sensitive data



Permission/approvals

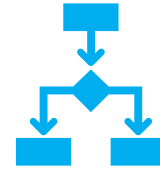


Business shadowing



Power BI Adoption Methodology

ON-BOARD



Select a Project



Adoption Workshop



Address Data Quality



Implement Project

Power BI Adoption Methodology

DRIVE VALUE



Center of Excellence



Internal Marketing







End User Training







Internal Community

Adoption Framework Workshops

Governance 	Service Management 	Security 	Rollout & Support 
<p>Current State</p> <p>Why Govern?</p> <p>Governance Considerations</p> <p>Governance Model</p> <p>Data Sources</p> <p>Data governance</p> <p>Master Data Management</p> <p>Enterprise Data Catalog</p> <p>Enterprise Data Dictionary</p>	<p>Licensing</p> <p>Setup</p> <p>Group Management</p> <p>Tenant Administration</p> <p>Application Management</p> <p>Monitoring</p> <p>Connectivity</p>	<p>Identity</p> <p>Power BI Architecture</p> <p>Access Controls</p> <p>Connectivity</p> <p>Data Security</p> <p>Sharing</p>	<p>Roles and responsibilities</p> <p>Phased vs organization wide roll out</p> <p>Rollout Planning</p> <p>Training requirements</p> <p>Communication</p> <p>Support Scenarios</p> <p>Ways of working</p> <p>Center of Excellence</p>

Adoption Framework Workshop Attendees

Governance 	Service Management 	Security 	Rollout & Support 
Corporate Sponsor Power BI Champion(s) Data/Info Security Manager Data Architect Data Steward BI Developer	Power BI Champion(s) Data/Info Security Manager Service Delivery Manager Power BI Administrator Business Support Specialist BI Developer	Power BI Champion(s) Data/Info Security Manager Data Architect Data Steward BI Developer Power BI Administrator Business Support Specialist	Power BI Champion(s) Data Architect BI Developer Power BI Administrator Service Delivery Manager Business Support Specialist

Adoption Framework Workshop Key Learnings



Involve IT, Business & Security



Leverage existing relationships

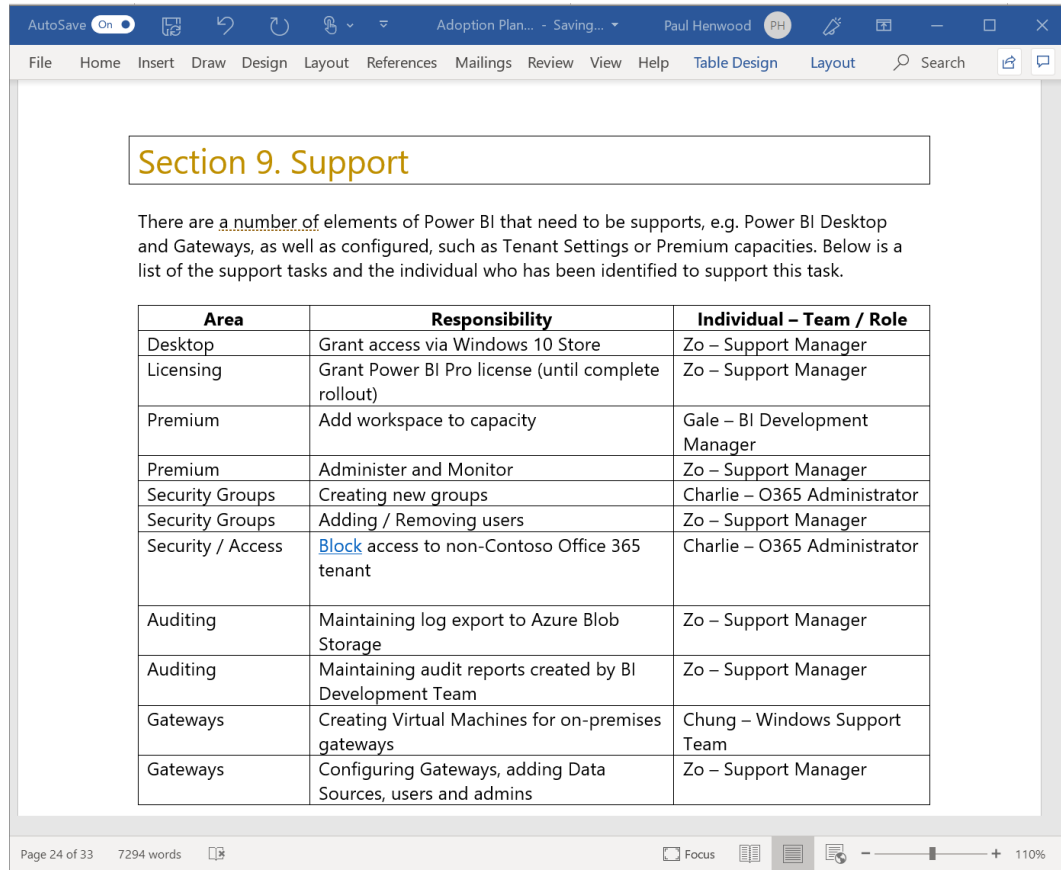


Propose options & recommend



Environment & culture

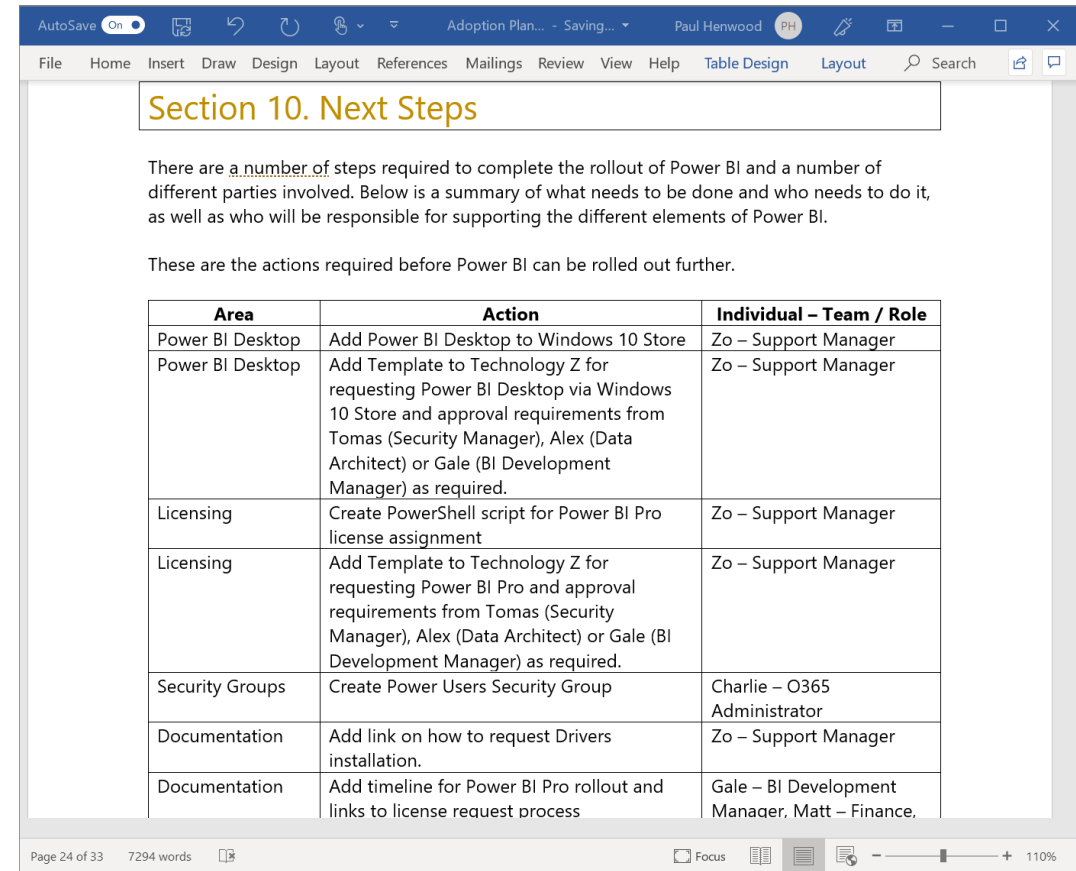
Adoption Framework - Outputs



Section 9. Support

There are a number of elements of Power BI that need to be supports, e.g. Power BI Desktop and Gateways, as well as configured, such as Tenant Settings or Premium capacities. Below is a list of the support tasks and the individual who has been identified to support this task.

Area	Responsibility	Individual - Team / Role
Desktop	Grant access via Windows 10 Store	Zo - Support Manager
Licensing	Grant Power BI Pro license (until complete rollout)	Zo - Support Manager
Premium	Add workspace to capacity	Gale - BI Development Manager
Premium	Administer and Monitor	Zo - Support Manager
Security Groups	Creating new groups	Charlie - O365 Administrator
Security Groups	Adding / Removing users	Zo - Support Manager
Security / Access	Block access to non-Contoso Office 365 tenant	Charlie - O365 Administrator
Auditing	Maintaining log export to Azure Blob Storage	Zo - Support Manager
Auditing	Maintaining audit reports created by BI Development Team	Zo - Support Manager
Gateways	Creating Virtual Machines for on-premises gateways	Chung - Windows Support Team
Gateways	Configuring Gateways, adding Data Sources, users and admins	Zo - Support Manager



Section 10. Next Steps

There are a number of steps required to complete the rollout of Power BI and a number of different parties involved. Below is a summary of what needs to be done and who needs to do it, as well as who will be responsible for supporting the different elements of Power BI.

These are the actions required before Power BI can be rolled out further.

Area	Action	Individual - Team / Role
Power BI Desktop	Add Power BI Desktop to Windows 10 Store	Zo - Support Manager
Power BI Desktop	Add Template to Technology Z for requesting Power BI Desktop via Windows 10 Store and approval requirements from Tomas (Security Manager), Alex (Data Architect) or Gale (BI Development Manager) as required.	Zo - Support Manager
Licensing	Create PowerShell script for Power BI Pro license assignment	Zo - Support Manager
Licensing	Add Template to Technology Z for requesting Power BI Pro and approval requirements from Tomas (Security Manager), Alex (Data Architect) or Gale (BI Development Manager) as required.	Zo - Support Manager
Security Groups	Create Power Users Security Group	Charlie - O365 Administrator
Documentation	Add link on how to request Drivers installation.	Zo - Support Manager
Documentation	Add timeline for Power BI Pro rollout and links to license request process	Gale - BI Development Manager, Matt - Finance,



Thank You

info@spyglassmtg.com