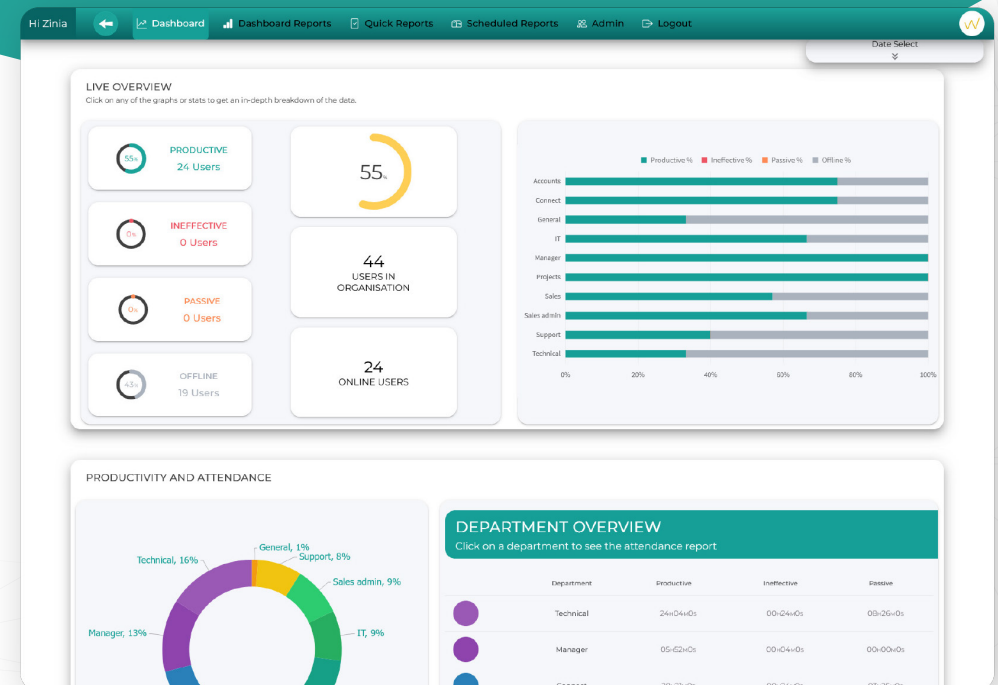




www.workstatz.com

Better understand your
people to help them reach
THEIR POTENTIAL



WorkStatz is an
employee efficiency monitoring software
with simple dashboard and reporting insights that drive productivity and performance.

John

Works hard but is
not effective.

Susan

Is productive and
works efficiently.

Jane

Puts in effort but
is not consistent.

Pete

Is a slacker and puts
in no effort.



- ✓ Management is doing things right;
- ✓ leadership is doing the right things.



John

WorkStatz identified incorrect work patterns and use of company applications, particularly the CRM system. Now John's manager is helping him focus on the right things, his work is of a higher quality, and he manages his time more effectively.



Jane

WorkStatz identified when she was working remotely her productivity dropped, despite having more available capacity than her team. Now, working at the office with additional workload, Jane is consistently productive - her team is happier and meeting team goals.



Susan

WorkStatz identified uneven workload distribution in her department; she was picking up the slack for others and was at risk for burnout. Susan now has a healthy work-life balance and is a motivation for other employees to transform.



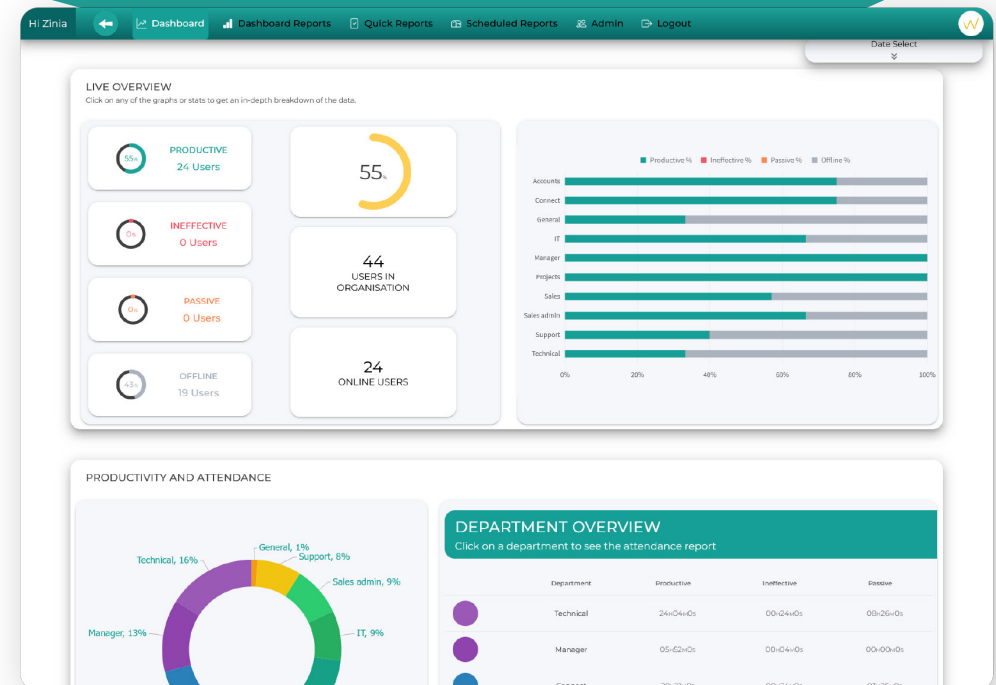
Pete

WorkStatz pinpointed that Pete had too much time on his hands, he was underutilised and demotivated. Now he is being challenged and his manager is keeping him energised to perform by recognising his performance and helping him rise to his full potential.

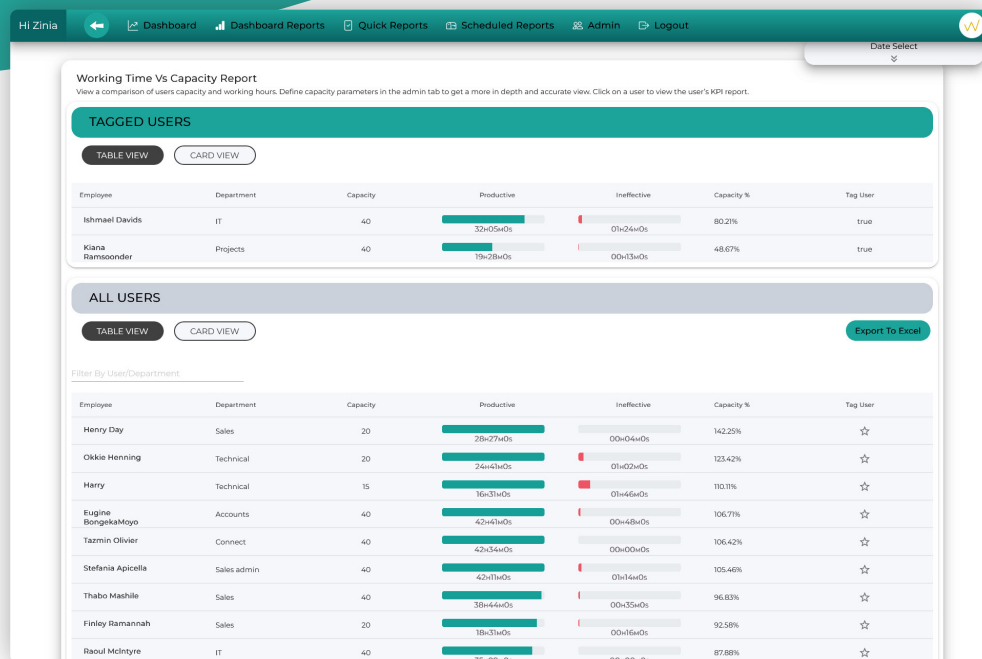
WorkStatz conducts company-wide productivity audits,
ensuring efficiency and employee performance
is at their peak.

Here is how WorkStatz helps:

- Proactively manage employees
- Prevent silent quitting of top performers
- Ensure cohesive teams
- Lower the cost of replacing people
- Increase talent retention and decrease employee turnover/churn
- Make sure workloads are split evenly



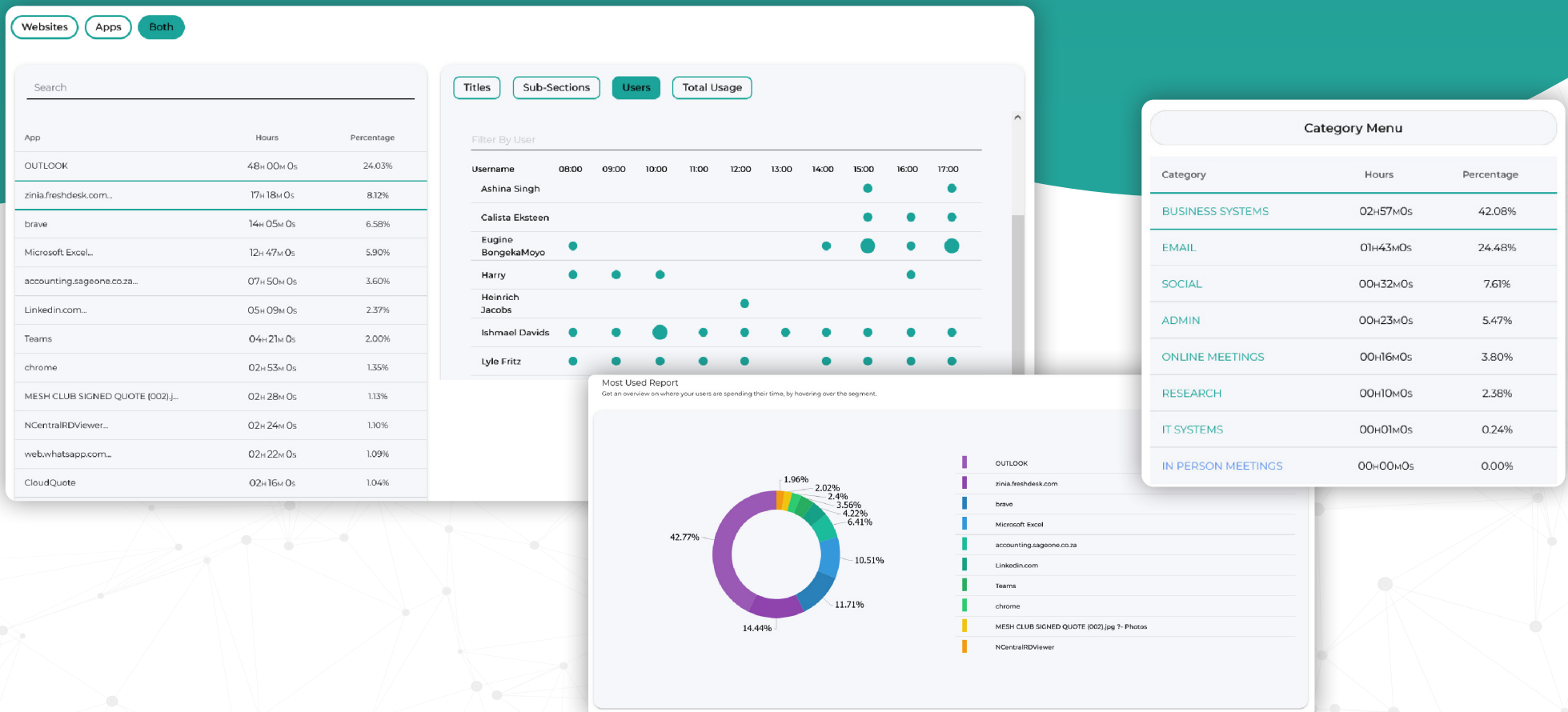
WorkStatz frees managers from constantly looking over employees' shoulders and overcommunicating just to stay on top of work progress.



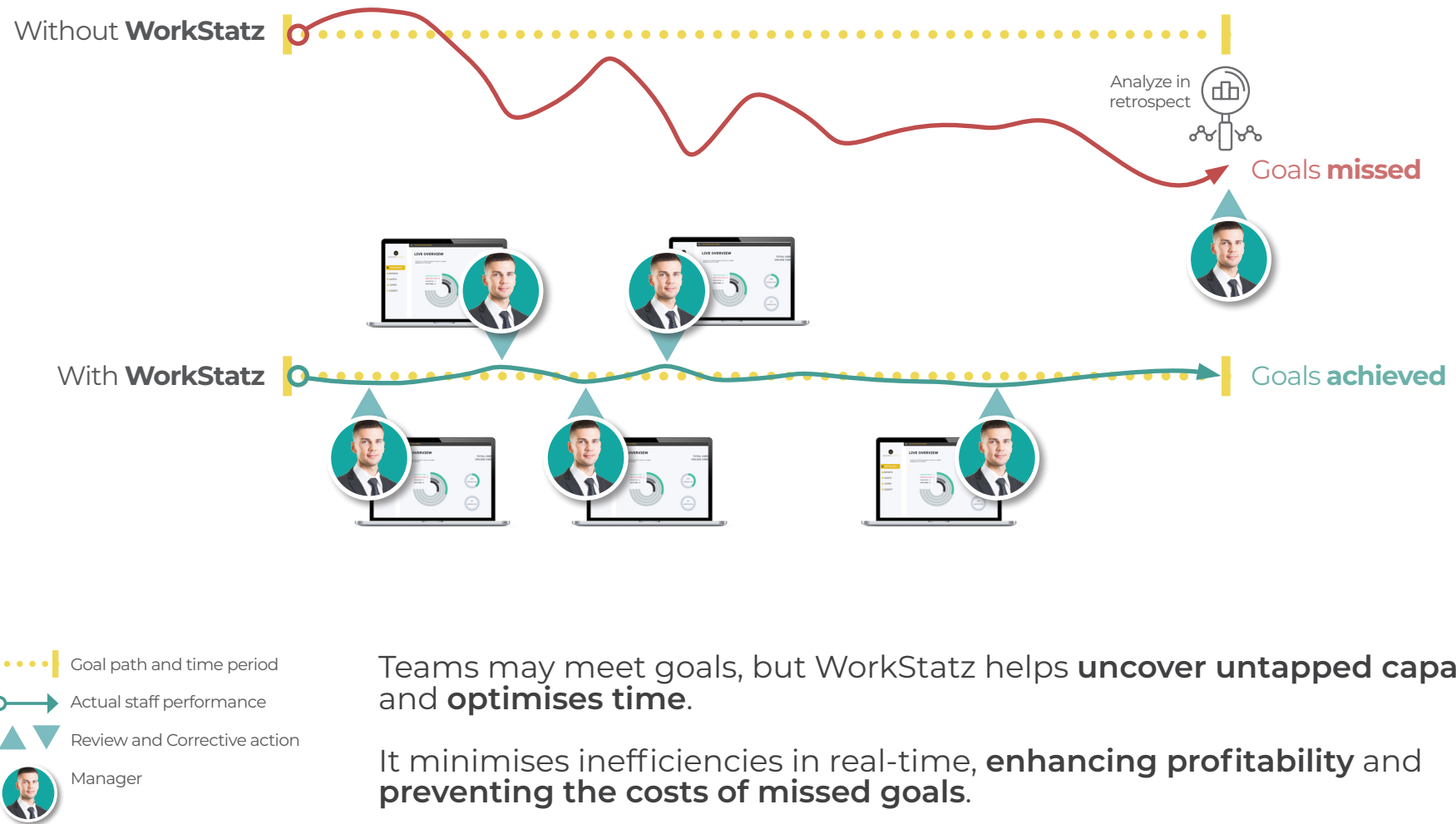
Now, the manager feels connected to your team in real-time. And if necessary, our **Restricted Mode**, restricts managers from the detail, curbing misuse of the information monitored.

Your employees have the flexibility of remote working, are encouraged to be accountable and are free to work at the pace needed **without micromanagement**.

Better understand how your systems are working,
user adoption, bottlenecks, opportunities for training, and
manage unused software licenses.



Do capacity planning and get real-time business insights to keep projects on track. Easily identify workload balance. Daily reports are available to keep you informed.

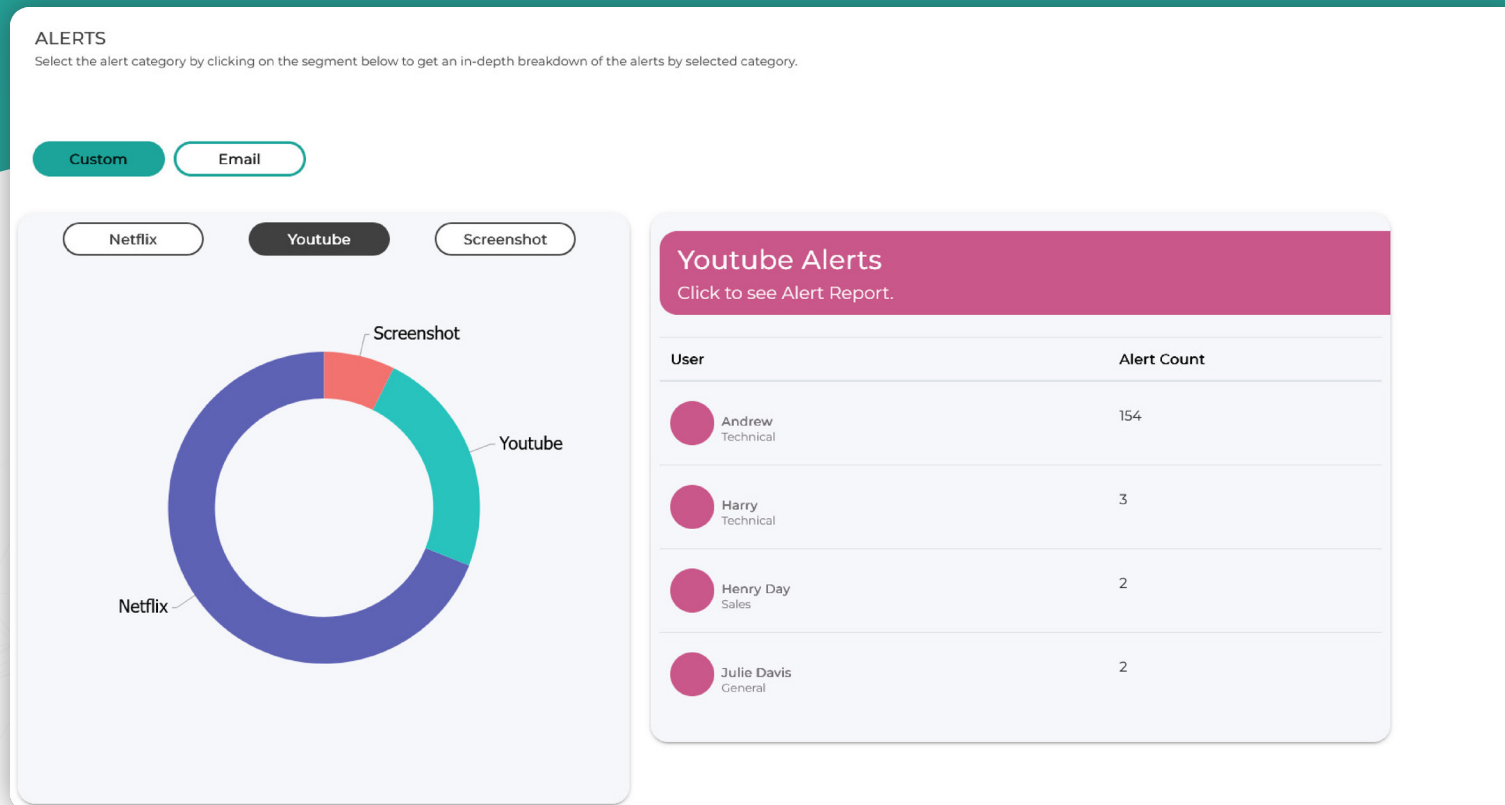


Teams may meet goals, but WorkStatz helps **uncover untapped capacity** and **optimises time**.

It minimises inefficiencies in real-time, **enhancing profitability** and **preventing the costs of missed goals**.

Create custom alerts to trigger any infringement of company policy, such as:

- ✓ copy paste of client information;
- ✓ download to USB of intellectual property;
- ✓ sending out of CV's;
- ✓ connecting with competitors... and more.



WorkStatz is cloud-based software

that is easy to install, requires **no integrations** and works on **any computer**.

Whether you have a local or remote team, you will be able to **analyse computer use and productivity from anywhere**.

Categories
Open categories by clicking on the down arrow to get a more in depth view of activity per category. Toggle between apps/sites visited or by user to view information as preferred

Category Menu			App Details				User Details			
Category	Hours	Percentage	Filter By App				Filter By Employee			
			App	Hours	Percentage	Classify	Employee	Department	Hours	Percentage
BUSINESS SYSTEMS	52:33+0s	25.80%								
EMAIL	49:55+0s	24.99%								
ADMIN	20:41+0s	9.56%								
RESEARCH	08:56+0s	4.11%								
BANKING	08:39+0s	3.97%								
IT SYSTEMS	05:57+0s	2.75%								
SOCIAL	05:33+0s	2.56%								
ONLINE MEETINGS	04:42+0s	2.00%								
INEFFECTIVE	04:10+0s	1.91%								
CHAT	02:28+0s	1.13%								

App	Hours	Percentage	Classify
LinkedIn.com	05:09+0s	89.48%	
app.meetalfred.com	00:44+0s	3.80%	
Za.investing.com	00:03+0s	0.81%	
Business.facebook.com	00:02+0s	0.54%	
Pureawakening.co.za	00:02+0s	0.54%	
Www.linkedin.com	00:01+0s	0.27%	
M.facebook.com	00:00+0s	0.00%	

Employee	Department	Hours	Percentage
Amber Olivier	Sales admin	01:29+0s	27.70%
Thabo Mashile	Sales	01:16+0s	22.05%
Finley Ramanamah	Sales	00:44+0s	12.77%
Stefania Apicella	Sales admin	00:30+0s	8.70%
Henry Day	Sales	00:26+0s	7.54%
Lyle Fritz	Sales admin	00:24+0s	6.96%
Bernard Smit	Connect	00:08+0s	2.32%
Shay Mullen	Sales	00:07+0s	2.03%
Julie Davis	General	00:01+0s	0.29%
Calista Eksteen	Support	00:00+0s	0.00%

Now you have an employee efficiency dashboard at your fingertips so you can easily and quickly understand how to increase productivity and profitability!

WorkStatz does not:

- ✗ Keystroke track
- ✗ Take video or camera footage of the user's screen - screen shots are optional for company infringements!
- ✗ Record the content - it only tracks time spent, application name, file name or website name



www.workstatz.com

Try out WorkStatz
today, with our
14-day free trial!*

Book your appointment today

WorkStatz
Introduction



Watch our demo video here

Tel: 010 447 5443 | info@workstatz.com

