



systems  Microsoft

ENABLING A
DIGITAL TOMORROW



'Together Towards a
Sustainable Future'

Accelerate your
sustainability journey

Agenda

1

Climate and Business
challenges

2

Microsoft
Sustainability
Journey

3

Microsoft Cloud
for Sustainability

4

Microsoft
Sustainability
Manager for Telcos
+ Demo

5


Why Techvista?

6

Techvista's
Sustainability
Assessment



Climate and Business Challenges



**Our climate,
our future**



Sustainability drivers

Increasing regulatory requirements



~50k

Companies in the European Union may have to adhere to detailed sustainability reporting standards in 2024

Growing expectations from investors



73%

Investors state that efforts to improve the environment and society contribute to their investment decisions

Energy consumption and costs



65%

According to Gartner, 65% of executives are mitigating energy consumption cost increases with sustainability programs

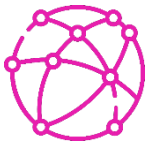
Emerging economic opportunities




\$43T

Strong climate action could deliver trillions to the global economy by 2070

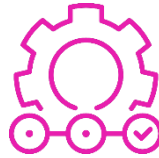
Navigating obstacles



Lack of global standards



Slow manual processes



Value chain transparency

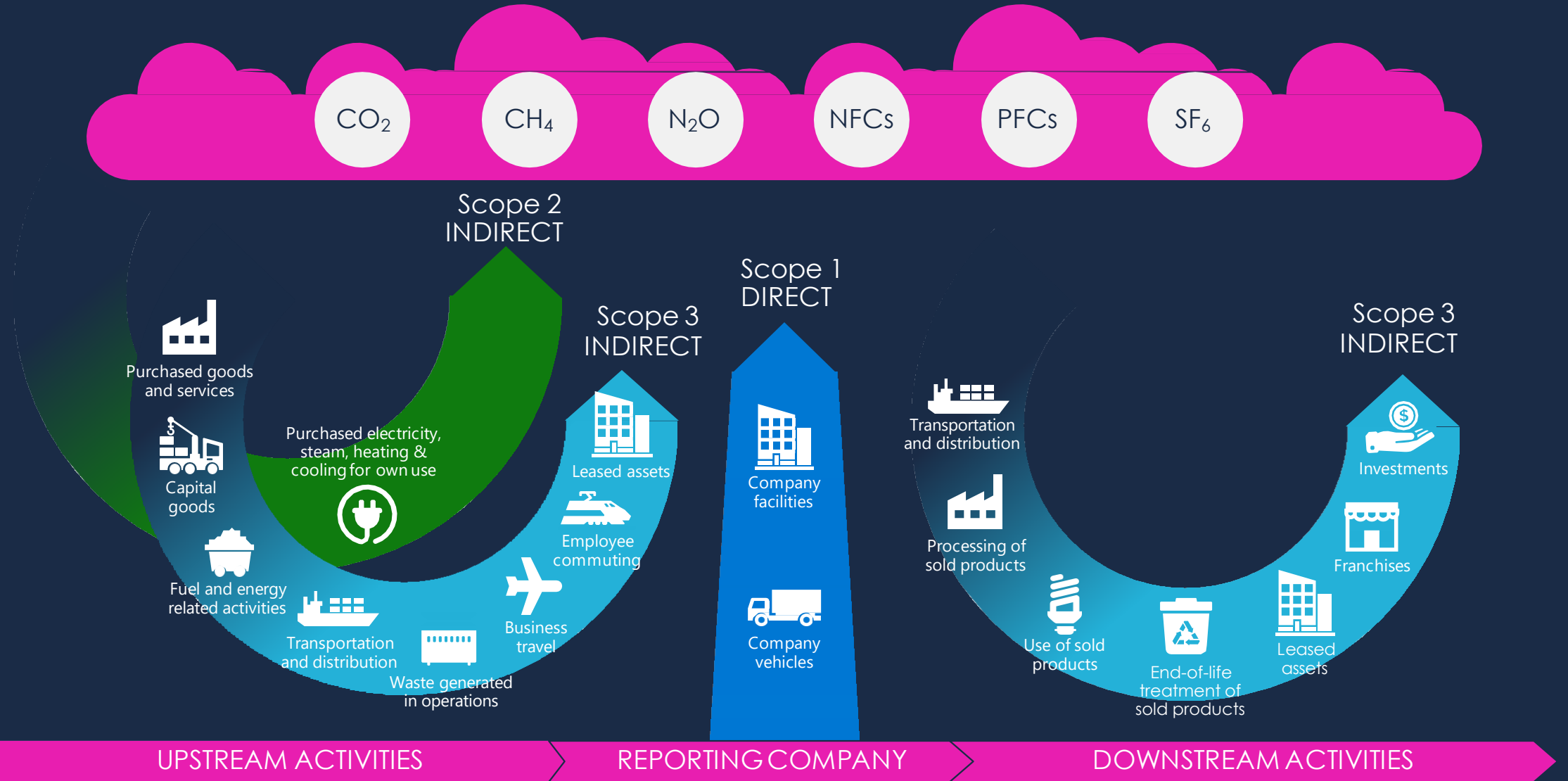


Siloed data



Capital investments tradeoff

Scopes and emissions across the value chain



“Technical Guidance for Calculating Scope 3 Emissions,” Greenhouse Gas Protocol

Environment Vision 2030



Waste management - enhanced value creation through optimized material flows and waste management.



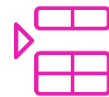
Climate change - minimizing the impact of climate change



Clean air and noise pollution - contributing to safe and healthy living conditions



Water resources - efficient management and conservation of water resources



Biodiversity, habitats and cultural heritage - conserved for current and future generations

“
Our sustainability plans and ambitions are aligned to support the UAE’s Net Zero 2050 Strategic Initiative and the United Nations Sustainable Development Goals (UN SDGs), as well as our commitment to the GSMA’s initiative to take the entire mobile industry to net zero carbon emissions by 2050.
”

- **Hatem Dowidar**
Chief Executive Officer
E& Group

COP 28 UAE

4 priority areas



Migration

- Increase Renewable energy generation
- Low-carbon hydrogen production to at least 180 million
- Work with the energy industry to accelerate decarbonization.



Adaptation

- Extreme weather and biodiversity protection of communities
- Preserve and invest in natural ecosystems.
- Resilient global food system
- Double adaptation finance for the Global South to \$40 billion annually by 2025.



Finance

- Make climate finance more affordable and accessible.
- Ensure that every concessional dollar is matched by \$2 or \$3 worth of private capital.
- Inclusive international reform of the multilateral development banks and international financial institutions.
- the UAE, as chair of the World Bank-IMF Development Committee, intends to play a proactive, supportive and facilitating role.



Loss and Damage

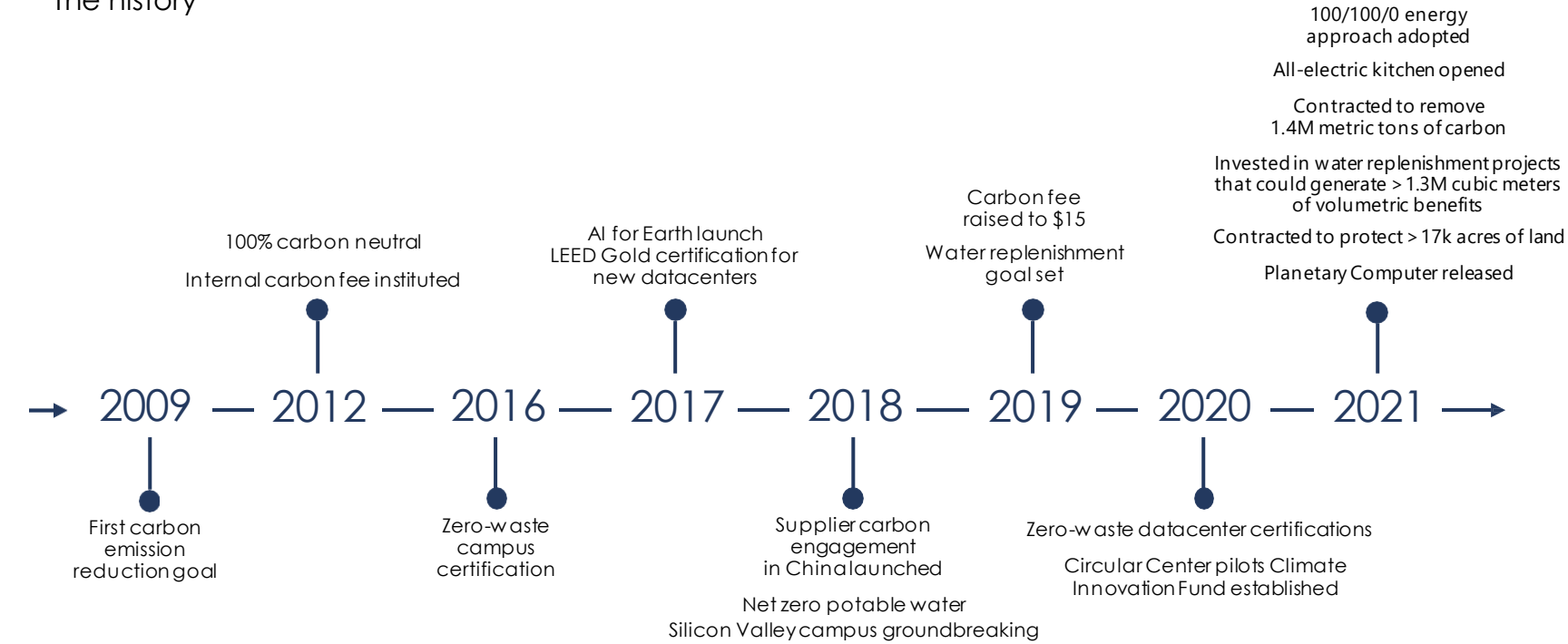
- Rebuild after climate-related disasters.
- Together with the international community, build on the progress made in Sharm El Sheikh to fully operationalize the loss-and-damage fund.

Microsoft Sustainability journey

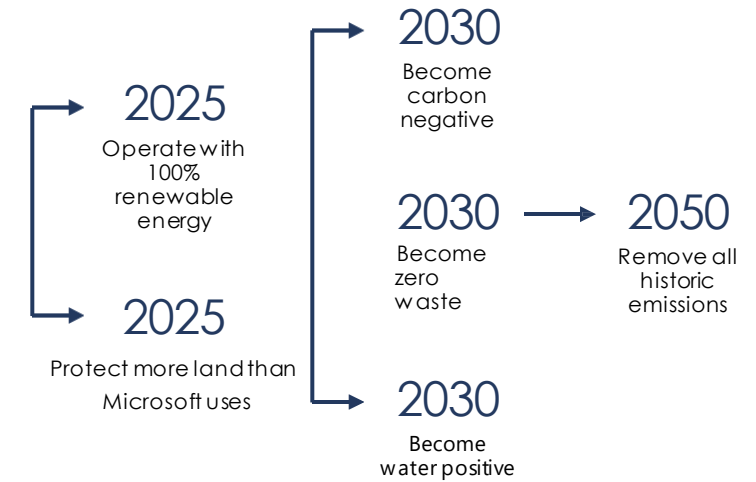


Decades of action

The history




Our commitments



Microsoft Cloud for Sustainability



Cloud for Sustainability data model



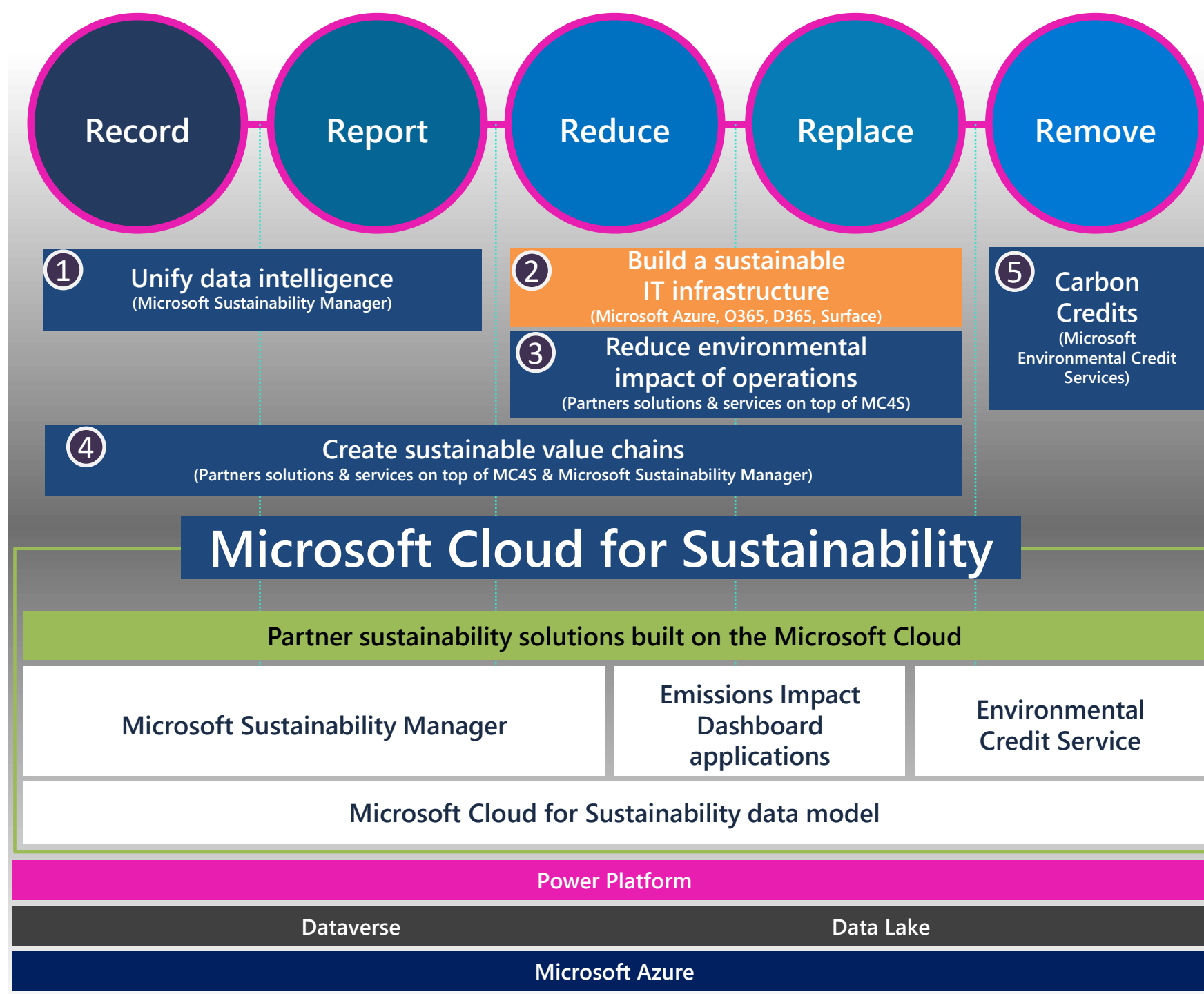
Full Documentation: [Microsoft Cloud For Sustainability Data Model](#) and [Cloud For Sustainability Water Data Model](#)

We're on a
common,
connected
journey



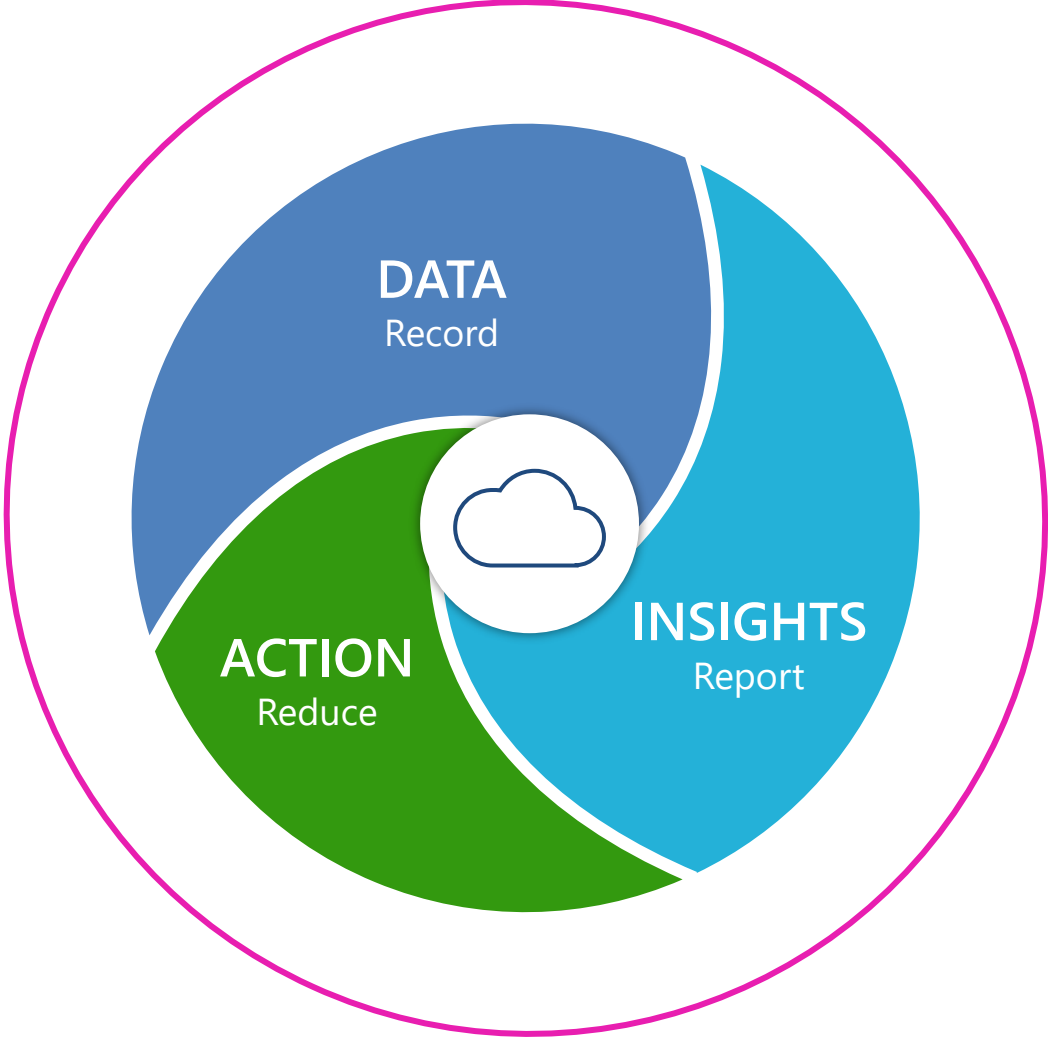
Using data to drive insights, results
—and transformation

Solution Areas

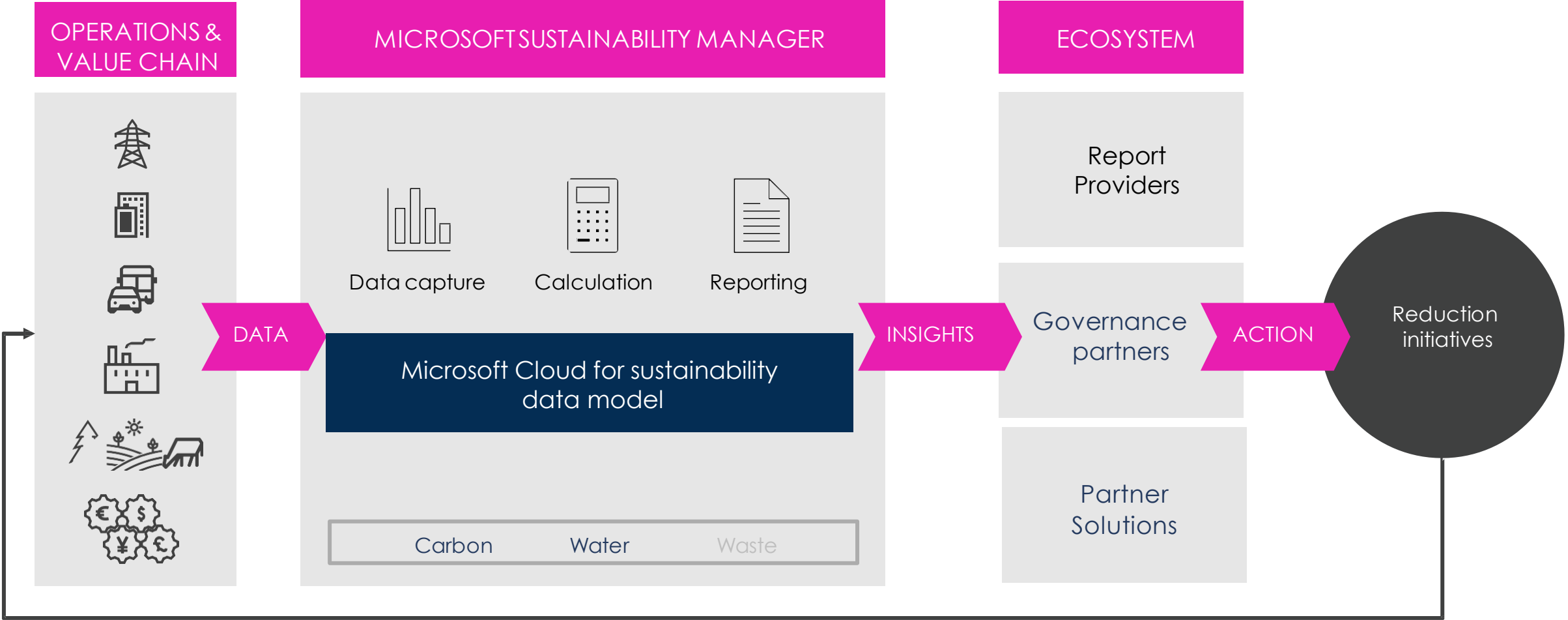


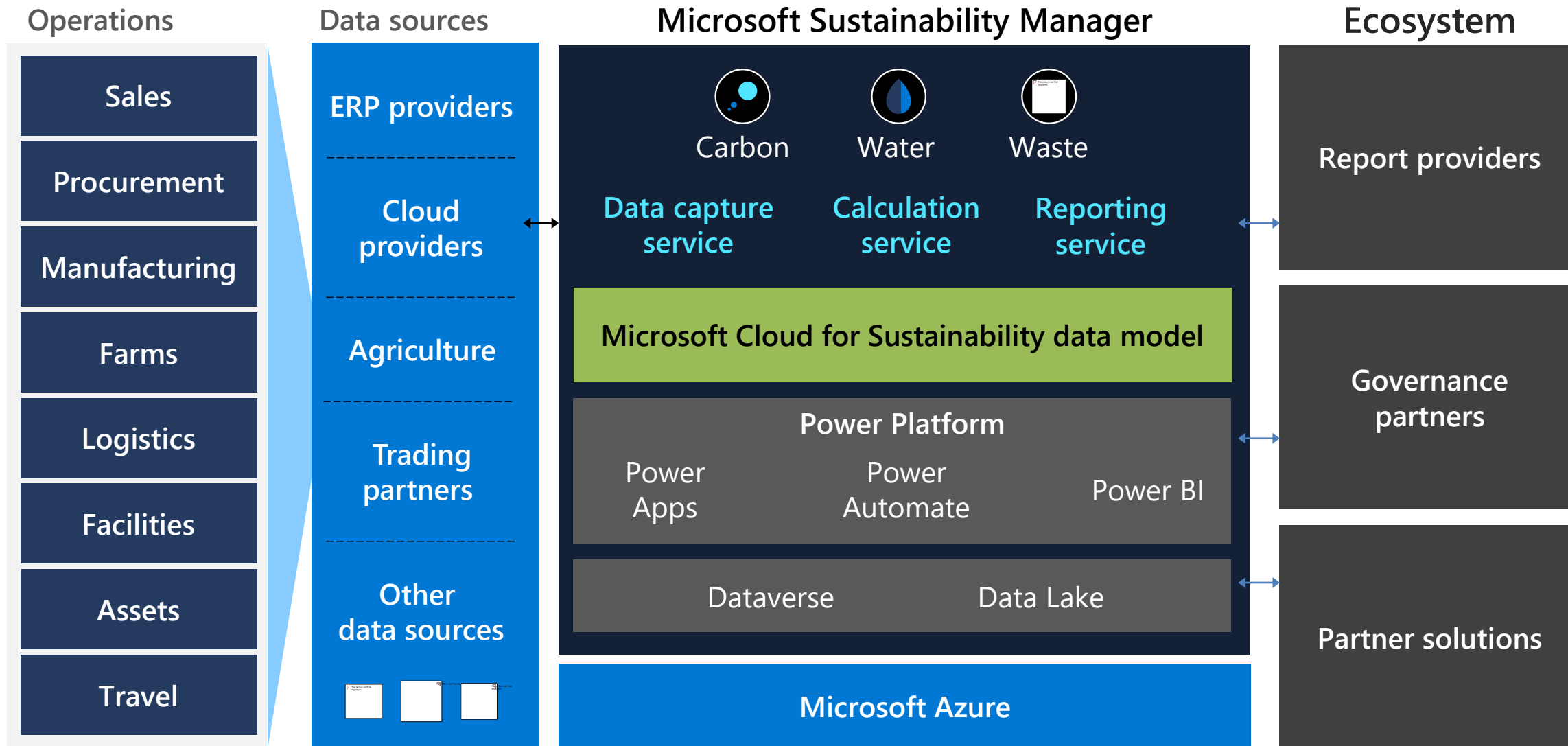
Microsoft Sustainability Manager

Unify data intelligence
to help you
monitor and manage
your sustainability
performance



Microsoft Sustainability Manager empowers organizations to turn data insights into action and reduce environmental impact





Microsoft Sustainability Manager



Record data

Record the emissions footprint of the entire operations and value chain more accurately through direct data connections and automation.



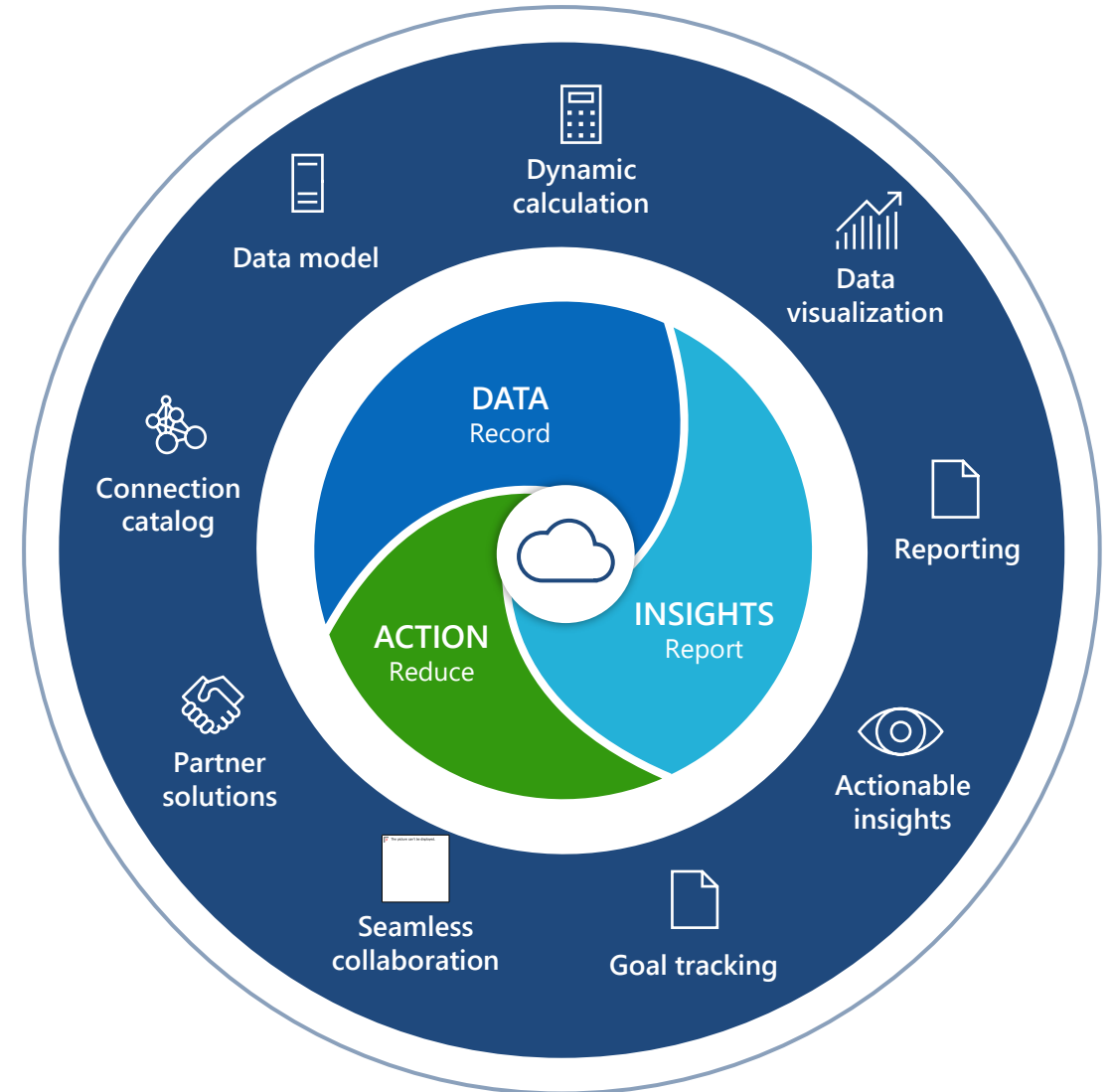
Report insights

Analyze, visualize, and report resource consumption, environmental impact, and sustainability progress.



Reduce footprint

Set goals and take action to reduce the emissions footprint and transform the business through solutions from Microsoft and its partner ecosystem.





Microsoft Sustainability Manager for Telcos

Sustainability presents market opportunities

\$26T

Economic benefits¹

\$60B

Energy optimization opportunity²

\$640B

Building energy efficiency investments³

74%

of consumers value ethical corporate practices in brand choices⁴



¹"Climate Smart Growth Could Deliver 26 Trillion USD to 2030, Finds Global Commission," United Nations Climate Change
²"Global electric energy efficiency spending is expected to near \$60B by 2028," Electrical Line Magazine
³"Net Zero by 2050: A Roadmap for the Global Energy Sector," IEA
⁴"Global carbon offsets market could be worth \$200 billion by 2050: Berenberg," S&P Global

Telco carbon emissions primarily occur in the supply chain

Sustainability solutions for all industries rely on telco innovations




70%
of telco GHG emissions
occur in supply chain¹

ICT sector accounts for
1.4% of global CO2
emissions²

Telco innovations such as 5G, IoT, and Edge Computing are the **enabler factor** for sustainable transformation

¹ "2019 Mobile Industry Impact Report: Sustainable Development Goals," GSMA

² "Climate FAQs," GSMA



Demands for sustainability drive telco industry transformation

Major investors prioritize ESG

Consumers value ethical brands

Digital enables innovative product and service delivery

Reach and scale enables telco companies to deliver sustainability solutions and lead the world



“We know that climate risk is investment risk. But we also believe the climate transition presents a historic investment opportunity.”

Larry Fink, CEO of BlackRock¹

1.44B MWh

of electricity and gas saved through mobile technologies in 2018³


¹ “Larry Fink CEO Letter,” BlackRock

² “The Enablement Effect,” GSMA

Telco

Global awareness raises the stakes for telco companies to help achieve global sustainability goals.

With the breadth and depth customer relationships the industry's enablement factor is unparalleled.



Empower the
Telco workforce



Streamline operations and
business support systems



Deploy and optimize
next-gen networks



Transform customer
experiences



Demo

How it works?



Why Techvista?

Techvista's Pledge for Sustainability



Investing in digitalized processes in the company.



Minimized on one-time disposable wastage



Aim to provide digitalized solutions to partners and customers cross verticals.



Investing in Eco designed equipment across the enterprise.



Implemented sustainability initiatives across the supply chain.



Target to enter the S&P Global Sustainability Yearbook by 2030

Our vision is to enable transformation for a sustainable future

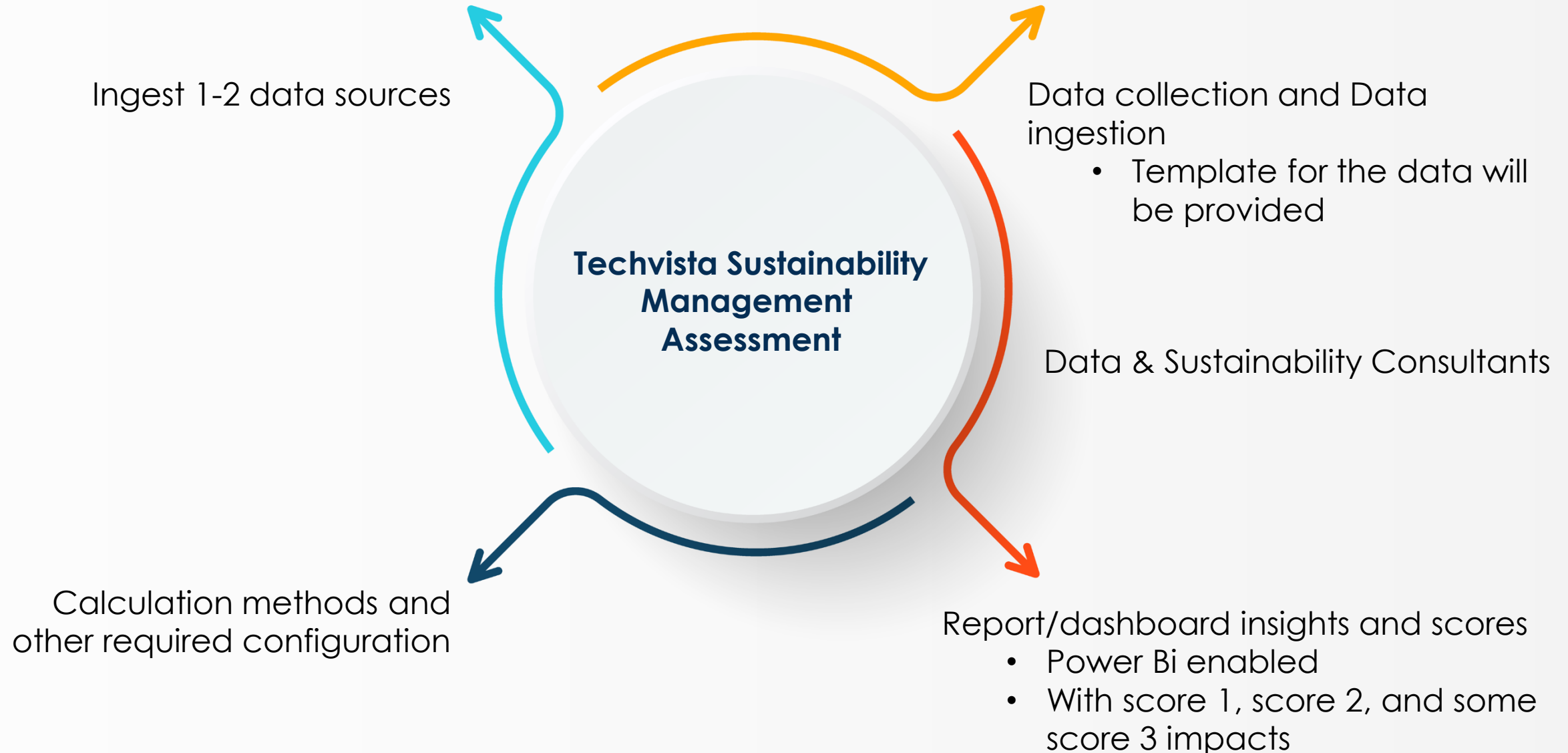
through technology and by building communities to connect data, share insights, and take collective action



Techvista's Sustainability Engagement

Minimum Viable Product (MVP)

2-3 weeks | Free Trial | \$10,000 for Consultation



Next steps



Sign up for a Free Trial!

Let's embark on a
journey to sustainability,
starting today!





Appendix

Scope 3 Categories

Category 1: Purchased Goods and Services

All upstream (i.e., cradle-to-gate) emissions from the production of products purchased or acquired by the reporting company. Products include both goods (tangible products) and services (intangible products).

Category 2: Capital Goods

All upstream (i.e., cradle-to-gate) emissions from the production of capital goods purchased or acquired by the reporting company.

- Equipment
- Machinery
- Buildings
- Facilities
- vehicles

Category 3: Fuel- and Energy-Related Activities

Emissions related to the production of fuels and energy purchased and consumed by the reporting company that are not included in scope 1 or scope 2.

- Upstream emissions of purchased fuels
- Upstream emissions of purchased electricity
- Transmission and distribution (T&D) losses
- Generation of purchased electricity that is sold to end users

Category 4: Upstream Transportation and Distribution

Transportation and distribution of products purchased and third party transportation services.

- Air transport
- Rail transport
- Road transport
- Marine transport
- Storage of purchased products in warehouses, distribution centers, and retail facilities

Category 5: Waste Generated in Operations

Emissions from third-party disposal and treatment of waste generated in the reporting company's owned or controlled operations; includes emissions from disposal of both solid waste and wastewater.

- Disposal in a landfill
- Recovery for recycling
- Incineration
- Composting
- Combustion of municipal solid waste (MSW) to generate electricity
- Wastewater treatment

Category 6: Business Travel

Emissions from vehicles not accounted for in Scope 1 or Scope 2.

- Air travel
- Rail travel
- Bus travel
- Automobile travel (e.g., business travel in rental cars or employee-owned vehicles other than employee commuting to and from work)
- Other modes of travel.

Companies may optionally include emissions from business travelers staying in hotels.

Category 7: Employee Commuting

Emissions from the transportation of employees between their homes and their worksites.

- Automobile travel
- Bus travel
- Rail travel
- Air travel
- Other modes of transportation (e.g., subway, bicycling, walking).

Companies may include emissions from teleworking (i.e., employees working remotely) in this category.

Scope 3 Categories (cont..)

Category 8: Upstream Leased Assets

Emissions from the operation of assets that are leased by the reporting company and not already accounted for in Scope 1 or Scope 2. This category is applicable only to companies that operate leased assets (i.e., lessees).

Category 9: Downstream Transportation and Distribution

Emissions that occur from transportation and distribution of sold products in vehicles and facilities not owned or controlled by reporting company

- Warehouses and distribution centers
- Retail facilities
- Air, rail, road, marine transport

Category 10: Processing of Sold Products

Emissions from processing of sold intermediate products by third parties (e.g., manufacturers) subsequent to sale by the reporting company. Intermediate products are products that require further processing, transformation, or inclusion in another product before use and therefore result in emissions from processing subsequent to sale by the reporting company and before use by the end consumer.

Category 11: Use of Sold Products

Emissions from the use of goods and services sold by the reporting company. End users include both consumers and business customers that use final products. Includes

- Direct use-phase emissions (required)
e.g. automobiles, engines requiring fuel
- Indirect use-phase emissions (optional)
e.g. clothes requiring washing/drying, food requiring cooking, soaps requiring heated water

Category 12: End-of-Life Treatment of Sold Products

Emissions from the waste disposal and treatment of products sold by the reporting company at the end of their life.

- Disposal in a landfill
- Recovery for recycling
- Incineration
- Composting
- Combustion of municipal solid waste (MSW) to generate electricity
- Wastewater treatment

Category 13: Downstream Leased Assets

Emissions from the operation of assets that are owned by the reporting company (acting as lessor) and leased to other entities.

Category 14: Franchises

Emissions from the operation of franchises not included in Scope 1 or Scope 2. A franchise is a business operating under a license to sell or distribute another company's goods or services within a certain location. This category is applicable to franchisors (i.e., companies that grant licenses to other entities to sell or distribute its goods or services in return for payments, such as royalties for the use of trademarks and other services). Franchisors should account for emissions that occur from the operation of franchises (i.e., the Scope 1 and Scope 2 emissions of franchisees) in this category

Category 15: Investments

Emissions associated with the reporting company's investments not already included in Scope 1 or Scope 2. This category is applicable to investors (i.e., companies that make an investment with the objective of making a profit) and companies that provide financial services.

- Equity investments
- Debt investments
- Project finance
- Managed investments and client services.

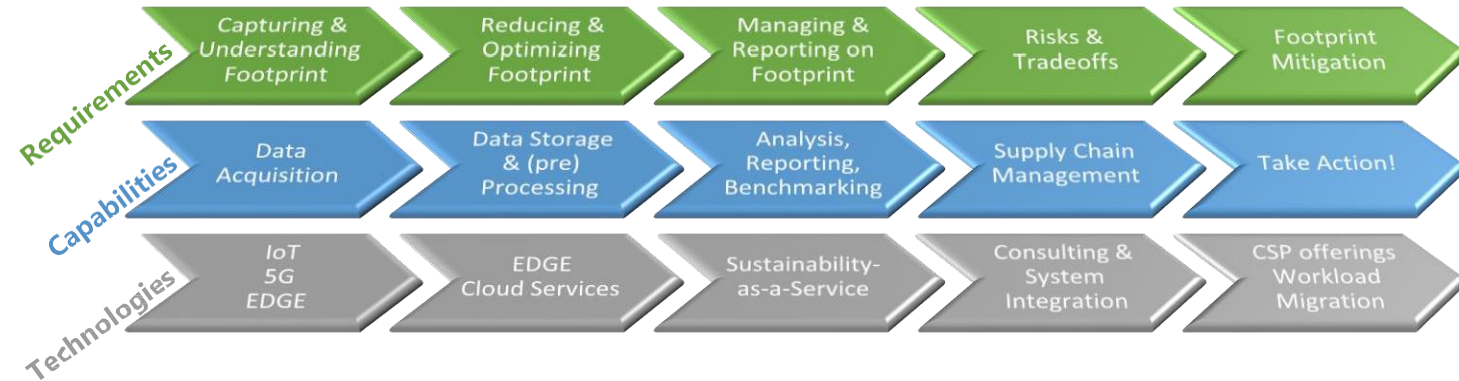
Emissions from investments should be allocated to the reporting company based on the reporting company's proportional share of investment in the investee.

Sustainability for Telcos

KEY TRENDS

- There is strong (and growing) regulatory pressure to report on and reduce carbon emissions, particularly in the European Union.
- The GSMA Board set a goal for the mobile industry to reach net zero carbon emissions by 2050, through voluntary actions.
- More than a third of telco operators worldwide have committed to reach carbon zero by 2050 or earlier.
- On average, 75%+ of a telco's energy use goes toward operating their network.
- Analysts project \$3.5T+ in opportunities for telcos by enabling other sectors to advance ESG goals and engaging in similar activities.
- Globally, governments and utilities alone are expected to invest up to \$60B in energy efficiency by 2028, much of which will rely on 5G, IoT, Edge Computing and Digital Twins.

Sustainability "value chain" powered by telcos



VALUE PROPOSITION

Sustainable and Compliant Operations

- Digitalize telco operations/processes to capture sustainability metrics and productivity opportunities.
- Move workloads to the cloud to reduce emissions and cost whilst improving scalability and flexibility.

Sustainability as a revenue enabler

- Leverage telco-native technologies (IoT, 5G, EDGE) to bring sustainability-focused solutions to market.
- Design, develop and market carbon-neutral ("green") products & services

BUSINESS OUTCOMES

- Optimize the energy use & carbon footprint of telco infrastructure using advanced technologies such as AI and virtualization to analyze patterns and plan and forecast traffic. Become carbon neutral; obtain "license to lead".
- Increase revenue opportunities by leveraging telco products and solutions to enable communities, individuals and other industries to avoid carbon emissions.
- Digitalizing B2B customers' businesses, enables them to increase their efficiency, optimize their resource utilization, and reduce commuting and travel needs.

VALUE DIFFERENTIATORS

- Telcos' own technology stack is ready for virtualization, cloud operations and for leveraging AI for planning, forecasting, optimization.
- Telco-specific technologies like IoT, 5G, EDGE are primed to be used in sustainability use cases like smart city, smart building, sustainability/data management.
- Telcos have a high "enablement factor" allowing for new revenue sources via sustainability progress through digitalization in other industries and segments.

Customer story: Telstra

Carbon-neutral telco promotes collaboration with nationwide secure data hub



Telstra, Australia's leading telco, saw a challenge in securely sharing data between data producers like citizens, governments, and IoT devices and aggregating it across sectors and value chains. Telstra launched a unique initiative with Microsoft to create the Telstra Data Hub—a repeatable and scalable solution to securely share data among a diverse community of stakeholders. Use cases include optimizing water use, monitoring pollution, and streamlining supply chains. Telstra was certified carbon neutral in 2020 and is setting the stage to help all Australia achieve sustainability.



Drive digital innovation

Telstra Data Hub enables data-driven decision making and product development nationwide

Target sustainability use cases

Enable smart asset tracking, supply chain management, and buildings

Connect 5G to AI

New data sources, including remote locations, can leverage the power of the Microsoft Cloud



Customer story: O₂ UK

O2 dials up a culture change saves costs, boosts sustainability



110K users worldwide
O2 first organization within Telefonica group to move to Teams and full group followed

Carbon neutral by 2025
Remote collaboration contributes to organizational sustainability targets





Customer story: AT&T

AT&T sets goal to reduce global emissions by 1 gigaton



AT&T will target eliminating 1 billion metric tons of greenhouse gas emissions, working with Microsoft, universities, and other alliances to unleash the power of 5G and other broadband technologies through the AT&T Connected Climate Initiative. The company will work with businesses including Microsoft, Equinix, and Duke Energy, along with research universities, and a range of other organizations to deliver broadband-enabled climate solutions at global scale. This collaborative effort builds on AT&T's standing commitment to aggressively reduce emissions, while enabling the transition to a net-zero economy.



Gigaton equals 15% of U.S. emissions

A gigaton of GHG can also be expressed as 1.6 billion flights from New York to Los Angeles

Help enterprises hit targets

55% of Fortune Global 200 have GHG reduction goals

Connect 5G to AI

New data sources, including remote locations and IoT, can leverage the power of the Microsoft Cloud

