
Tekmon ESG Platform

Operationalizing Sustainability

www.tekmon.com



SERVICES

Enterprise Software

USE CASES

Enterprise Risk Management
ESG Reporting
Health & Safety
Quality Management
Technical Maintenance
Audits & Inspections



General Information

| | |
|----------------------------|---|
| Business Name: | Tekmon Private Company |
| Subsidiary: | Tekmon UK Limited |
| Primary Line of Business : | Software Development Services |
| Insurance Policies: | Lloyd's Insurance Policy (ESI009439134) for Professional Indemnity, Third Party Liability and Products Liability. |
| ISO : | ISO 27001:2013 |



Tekmon is

a no code, highly configurabe,

**Process Automation &
Standardisation Platform**

for Enterprise Operations.

100+

Enterprise clients

Industries:

Manufacturing
Construction
Transportation
Warehousing
Retail
Hospitality
Mining

100+
Enterprise
clients
across
industries



Manufacturing



Retail



Construction



Hospitality



Warehousing



Banking/Financial Services



Consulting



Automotive / Industrial Machinery



Transportation



Facilities Management



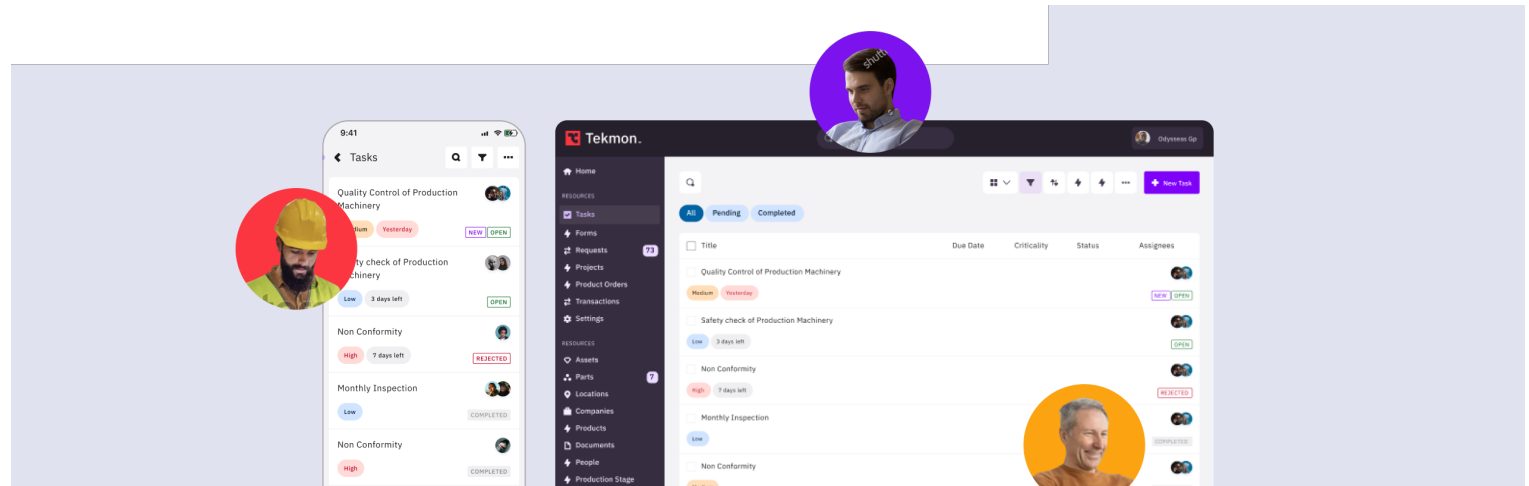
Shipping



Tekmon ESG Platform



Rated **the best for ease** of use by Capterra and the **most recommended** by Software Advice, the Tekmon ESG Platform is the leading solution for simplifying and streamlining ESG reporting.



AUTOMATE DATA COLLECTION

Eliminate spreadsheets with the most complete data collection platform in the market.

STREAMLINE ESG REPORTING

Streamline compliance and automate KPIs reporting with Tekmon.

FACILITATE IMPROVEMENT

Be proactive, not reactive - set goals, create action plans, and monitor your progress every step of the way.

Highlights

- ✓ In 2023, Tekmon software was rated the best for ease of use by Capterra and most recommended by Software Advice.
- ✓ World-class subject matter expertise and highly skilled technical team.
- ✓ Extensive successful implementations tailored for large enterprises.
- ✓ Built-in open architecture for efficient integration of third-party solutions.
- ✓ Fully customisable questions & metrics with no-code tools. GRI certified software vendor and support for multiple ESG Frameworks.




- ✓ Scope 1, 2 & 3 GHG Accounting and Reporting.
- ✓ Comprehensive Supplier Risk Assessment & Monitoring. Performance & Impact evaluations at a granular level.
- ✓ Unmatched data acquisition management & real time monitoring.
- ✓ Consolidated reporting , target setting and Sustainability Program Tracking.
- ✓ ISO 27001 certified and Lloyd's Product Insurance policy.

Platform Overview & General Capabilities



BRANDED ACCESS

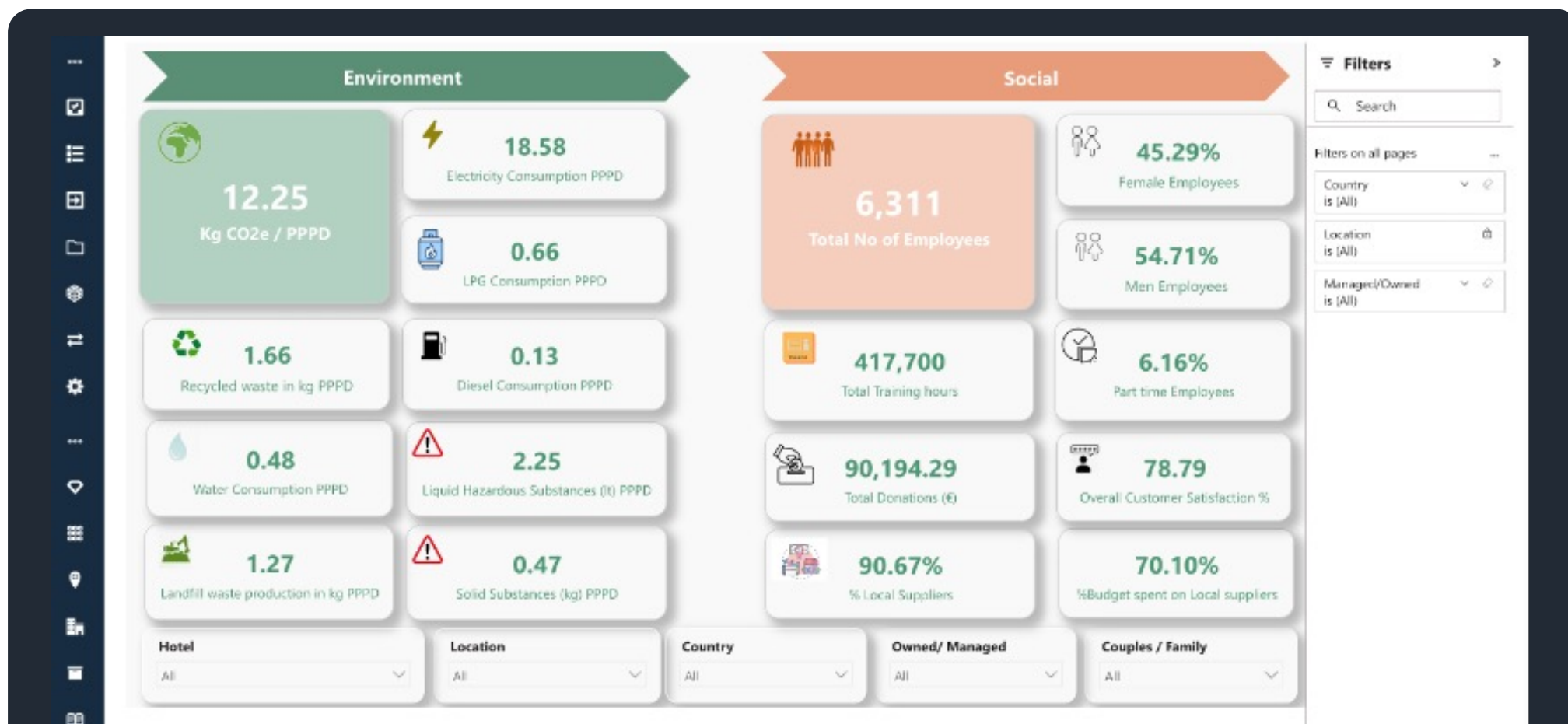
Partners can access a customized, white label login page, providing their data owners with a seamless and branded entry point for ESG data and sustainability insights.



The mockup shows a login page with a light gray background and a dark blue border. At the top center is a white box containing the text "your logo®" in a bold, sans-serif font, with "your" in dark gray and "logo" in red. Below this is a white rounded rectangle containing the text "Login to your account" in a small, gray font. Underneath are two input fields: the first is labeled "Username" with a person icon on the left and a clear icon on the right; the second is labeled "Password" with a lock icon on the left. A blue circular icon with a white house symbol is positioned between the two fields. At the bottom of the white rounded rectangle is a dark blue button with the text "LOGIN →" in white. Below the white rounded rectangle, centered, is the text "Powered by" followed by the Tekmon logo and the text "Tekmon.".

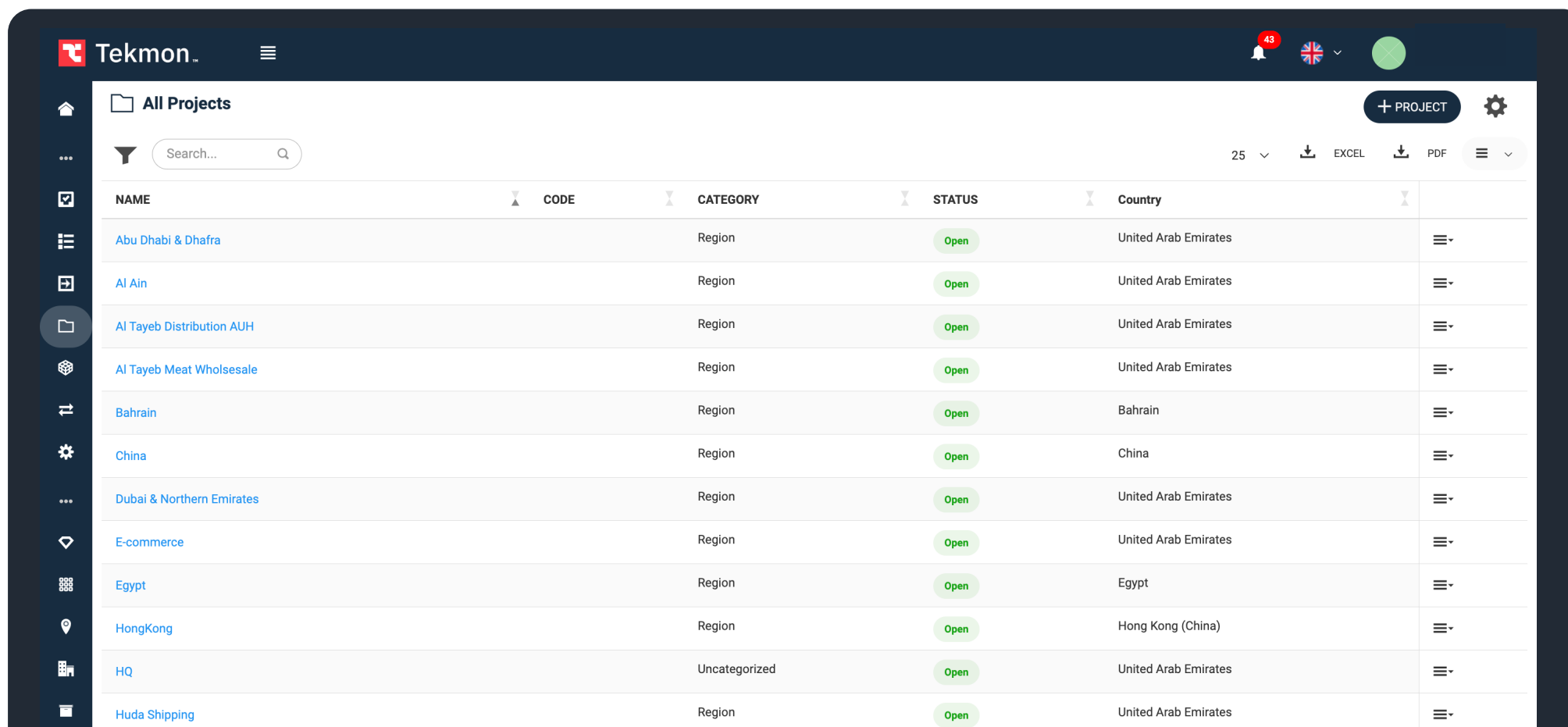
INSTANT INSIGHTS

Access consolidated BI dashboards and detailed ESG information instantly upon logging in, ensuring comprehensive visibility and informed decision-making.



ORGANISATIONAL MAPPING

Organize your projects, subsidiaries, divisions, regions, and suppliers into dedicated folders for efficient ESG and sustainability data collection, enhancing transparency and reporting accuracy.

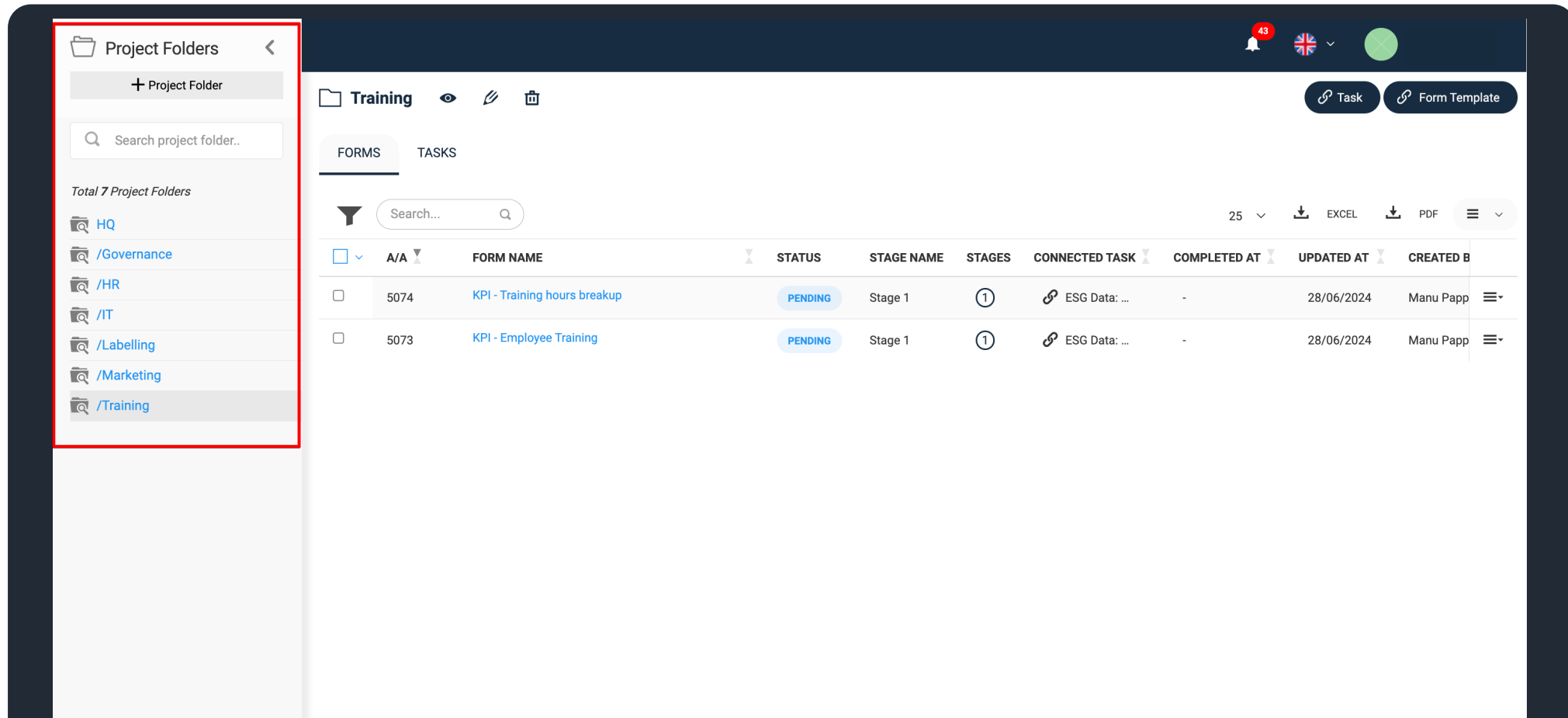


The screenshot displays the Tekmon web application interface. The top navigation bar includes the Tekmon logo, a menu icon, a notification bell with 43 alerts, a language selector (UK flag), and a profile icon. The main content area is titled 'All Projects' and features a search bar, a '+ PROJECT' button, and a settings gear. Below the header, a table lists various projects with columns for NAME, CODE, CATEGORY, STATUS, and Country. The table is filtered to show 25 items. The left sidebar contains a vertical menu with icons for home, search, list view, grid view, folders (selected), cube view, refresh, settings, and other functions.

| NAME | CODE | CATEGORY | STATUS | Country |
|---------------------------|------|---------------|--------|----------------------|
| Abu Dhabi & Dhafra | | Region | Open | United Arab Emirates |
| Al Ain | | Region | Open | United Arab Emirates |
| Al Tayeb Distribution AUH | | Region | Open | United Arab Emirates |
| Al Tayeb Meat Wholesale | | Region | Open | United Arab Emirates |
| Bahrain | | Region | Open | Bahrain |
| China | | Region | Open | China |
| Dubai & Northern Emirates | | Region | Open | United Arab Emirates |
| E-commerce | | Region | Open | United Arab Emirates |
| Egypt | | Region | Open | Egypt |
| HongKong | | Region | Open | Hong Kong (China) |
| HQ | | Uncategorized | Open | United Arab Emirates |
| Huda Shipping | | Region | Open | United Arab Emirates |

GRANULAR ACCESS

Subfolders provide added granularity, granting data owners assigned access rights, such as divisions within subsidiary companies, to strengthen ESG data management for organizations with complex structures.

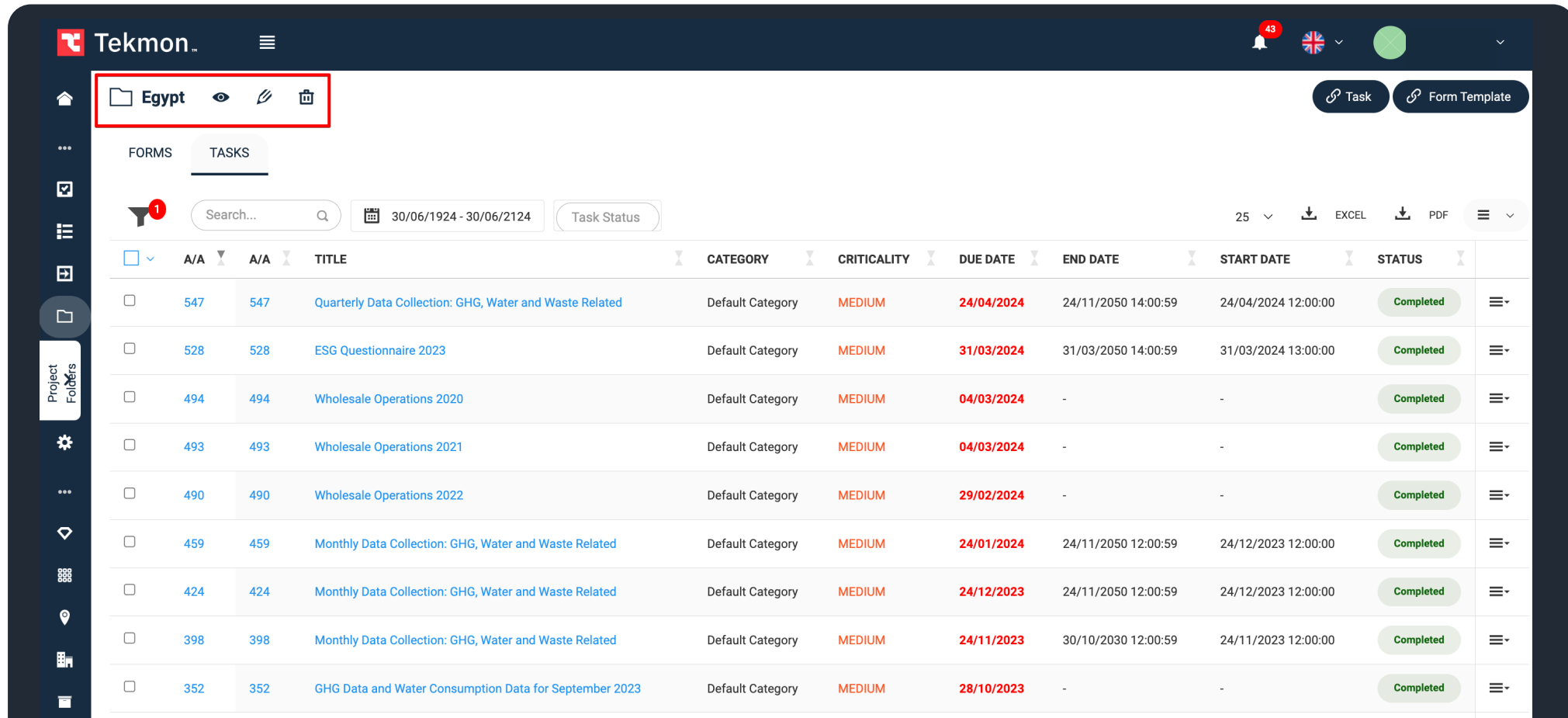


The screenshot displays the Tekmon application interface. On the left, a sidebar titled 'Project Folders' is highlighted with a red border. It includes a search bar, a list of folders (HQ, /Governance, /HR, /IT, /Labelling, /Marketing, /Training), and a 'Total 7 Project Folders' indicator. The main content area shows the 'Training' folder selected, with a 'FORMS' tab active. A table lists two forms: 'KPI - Training hours breakup' and 'KPI - Employee Training'. Both forms are in a 'PENDING' status and are connected to 'ESG Data: ...'.

| | A/A | FORM NAME | STATUS | STAGE NAME | STAGES | CONNECTED TASK | COMPLETED AT | UPDATED AT | CREATED B |
|--------------------------|------|------------------------------|---------|------------|--------|----------------|--------------|------------|-----------|
| <input type="checkbox"/> | 5074 | KPI - Training hours breakup | PENDING | Stage 1 | ① | ESG Data: ... | - | 28/06/2024 | Manu Papp |
| <input type="checkbox"/> | 5073 | KPI - Employee Training | PENDING | Stage 1 | ① | ESG Data: ... | - | 28/06/2024 | Manu Papp |

PERSONAL ESG WORKSPACE

Each folder serves as the personal workspace for data owners, providing them with relevant ESG questionnaires, task notifications for data entry, and access to ESG standards, ensuring targeted, efficient, and compliant sustainability data management.

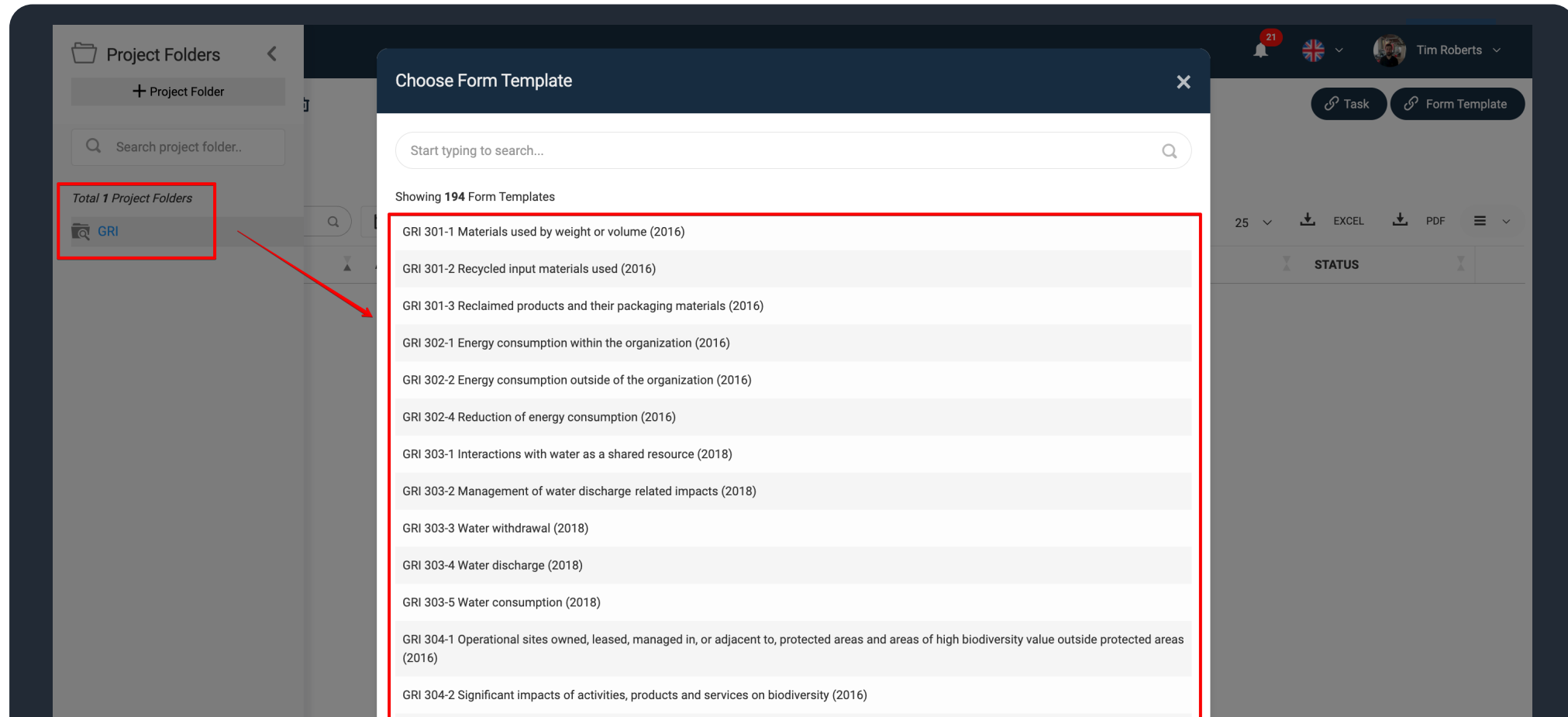


The screenshot displays the Tekmon application interface. The top header shows the Tekmon logo, a menu icon, and user profile information (43 notifications, UK flag, and a green status indicator). The sidebar on the left contains navigation icons, including a 'Project Folders' button. The main content area is titled 'Egypt' and features a 'TASKS' tab. A search bar and filters (date range: 30/06/1924 - 30/06/2124, Task Status) are present. Below the filters is a table of tasks.

| | A/A | A/A | TITLE | CATEGORY | CRITICALITY | DUE DATE | END DATE | START DATE | STATUS |
|--------------------------|-----|-----|---|------------------|-------------|------------|---------------------|---------------------|-----------|
| <input type="checkbox"/> | 547 | 547 | Quarterly Data Collection: GHG, Water and Waste Related | Default Category | MEDIUM | 24/04/2024 | 24/11/2050 14:00:59 | 24/04/2024 12:00:00 | Completed |
| <input type="checkbox"/> | 528 | 528 | ESG Questionnaire 2023 | Default Category | MEDIUM | 31/03/2024 | 31/03/2050 14:00:59 | 31/03/2024 13:00:00 | Completed |
| <input type="checkbox"/> | 494 | 494 | Wholesale Operations 2020 | Default Category | MEDIUM | 04/03/2024 | - | - | Completed |
| <input type="checkbox"/> | 493 | 493 | Wholesale Operations 2021 | Default Category | MEDIUM | 04/03/2024 | - | - | Completed |
| <input type="checkbox"/> | 490 | 490 | Wholesale Operations 2022 | Default Category | MEDIUM | 29/02/2024 | - | - | Completed |
| <input type="checkbox"/> | 459 | 459 | Monthly Data Collection: GHG, Water and Waste Related | Default Category | MEDIUM | 24/01/2024 | 24/11/2050 12:00:59 | 24/12/2023 12:00:00 | Completed |
| <input type="checkbox"/> | 424 | 424 | Monthly Data Collection: GHG, Water and Waste Related | Default Category | MEDIUM | 24/12/2023 | 24/11/2050 12:00:59 | 24/12/2023 12:00:00 | Completed |
| <input type="checkbox"/> | 398 | 398 | Monthly Data Collection: GHG, Water and Waste Related | Default Category | MEDIUM | 24/11/2023 | 30/10/2030 12:00:59 | 24/11/2023 12:00:00 | Completed |
| <input type="checkbox"/> | 352 | 352 | GHG Data and Water Consumption Data for September 2023 | Default Category | MEDIUM | 28/10/2023 | - | - | Completed |

ESG STANDARDS

The standards template library is easily accessible with one click from each folder, providing direct access to disclosures for frameworks such as the GHG Protocol, ESRS and GRI, enabling streamlined ESG reporting and compliance.



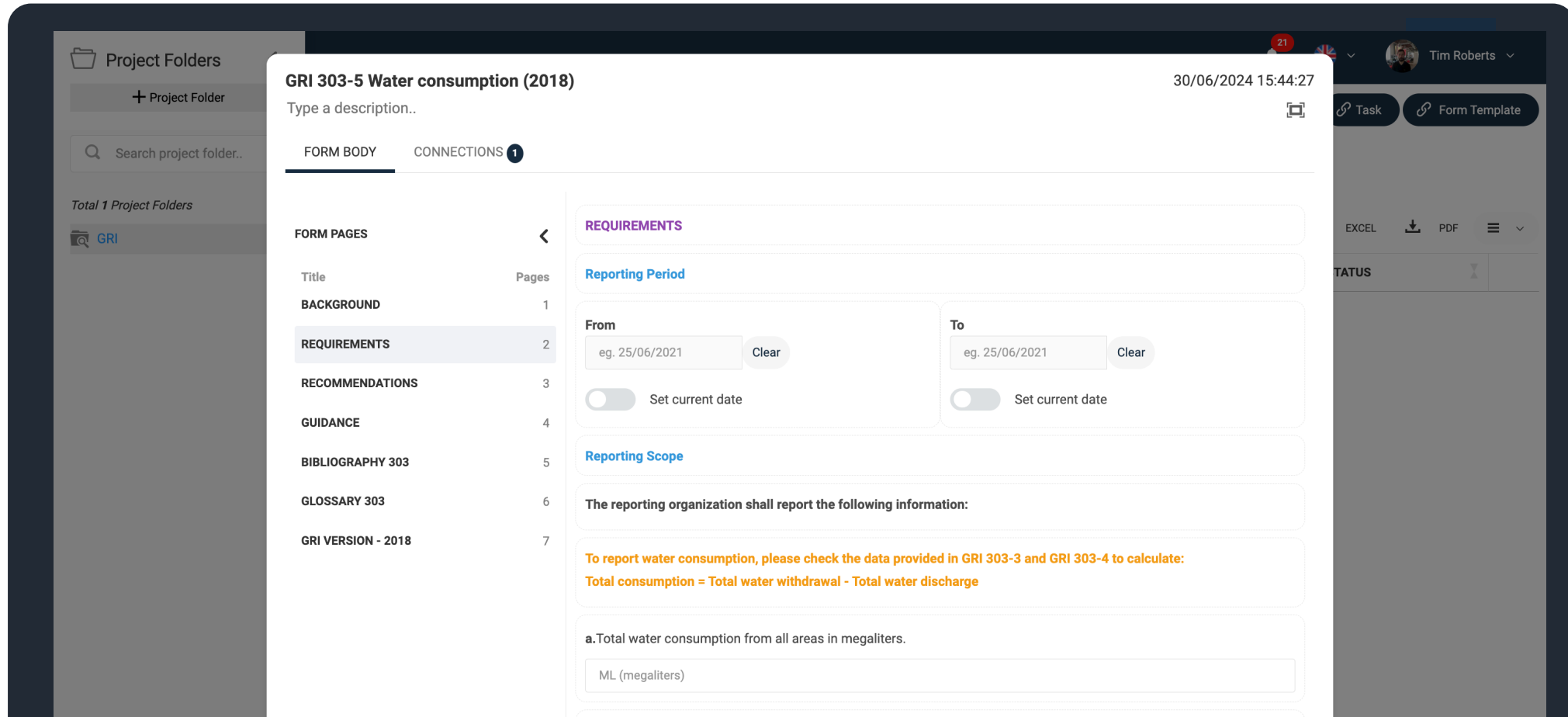
The screenshot displays the Tekmon interface. On the left, the 'Project Folders' sidebar shows a search bar and a list of folders. A red box highlights the 'GRI' folder, with a red arrow pointing to the 'Choose Form Template' dialog. The dialog is titled 'Choose Form Template' and contains a search bar with the text 'Start typing to search...'. Below the search bar, it says 'Showing 194 Form Templates'. A list of templates is displayed, including:

- GRI 301-1 Materials used by weight or volume (2016)
- GRI 301-2 Recycled input materials used (2016)
- GRI 301-3 Reclaimed products and their packaging materials (2016)
- GRI 302-1 Energy consumption within the organization (2016)
- GRI 302-2 Energy consumption outside of the organization (2016)
- GRI 302-4 Reduction of energy consumption (2016)
- GRI 303-1 Interactions with water as a shared resource (2018)
- GRI 303-2 Management of water discharge related impacts (2018)
- GRI 303-3 Water withdrawal (2018)
- GRI 303-4 Water discharge (2018)
- GRI 303-5 Water consumption (2018)
- GRI 304-1 Operational sites owned, leased, managed in, or adjacent to, protected areas and areas of high biodiversity value outside protected areas (2016)
- GRI 304-2 Significant impacts of activities, products and services on biodiversity (2016)

The right side of the interface shows a user profile for 'Tim Roberts' and a 'Task' button. Below the dialog, there is a 'STATUS' section with a table of 25 items.

COMPLIANT DISCLOSURES

Each disclosure questionnaire includes additional information from the relevant framework, such as guidance, glossary definitions, and bibliographic references, ensuring comprehensive ESG data collection and clarity.



The screenshot displays the Tekmon GRI 303-5 Water consumption (2018) disclosure form. The interface includes a sidebar with 'Project Folders' and a search bar. The main content area is titled 'GRI 303-5 Water consumption (2018)' and shows a 'FORM BODY' tab. The 'FORM PAGES' list on the left includes: BACKGROUND (1), REQUIREMENTS (2), RECOMMENDATIONS (3), GUIDANCE (4), BIBLIOGRAPHY 303 (5), GLOSSARY 303 (6), and GRI VERSION - 2018 (7). The 'REQUIREMENTS' page is active, showing a 'Reporting Period' section with 'From' and 'To' date pickers (both set to 25/06/2021) and 'Set current date' toggles. Below this is the 'Reporting Scope' section, which states: 'The reporting organization shall report the following information: To report water consumption, please check the data provided in GRI 303-3 and GRI 303-4 to calculate: Total consumption = Total water withdrawal - Total water discharge'. The form also includes a section for 'a.Total water consumption from all areas in megaliters.' with a text input field labeled 'ML (megaliters)'. The top right of the form shows the date '30/06/2024 15:44:27' and a user profile for 'Tim Roberts'.

GRI 303-5 Water consumption (2018) 30/06/2024 15:44:27

Type a description..

FORM BODY CONNECTIONS 1

FORM PAGES

| Title | Pages |
|--------------------|-------|
| BACKGROUND | 1 |
| REQUIREMENTS | 2 |
| RECOMMENDATIONS | 3 |
| GUIDANCE | 4 |
| BIBLIOGRAPHY 303 | 5 |
| GLOSSARY 303 | 6 |
| GRI VERSION - 2018 | 7 |

REQUIREMENTS

Reporting Period

From eg. 25/06/2021 Clear **To** eg. 25/06/2021 Clear

☐ Set current date ☐ Set current date

Reporting Scope

The reporting organization shall report the following information:

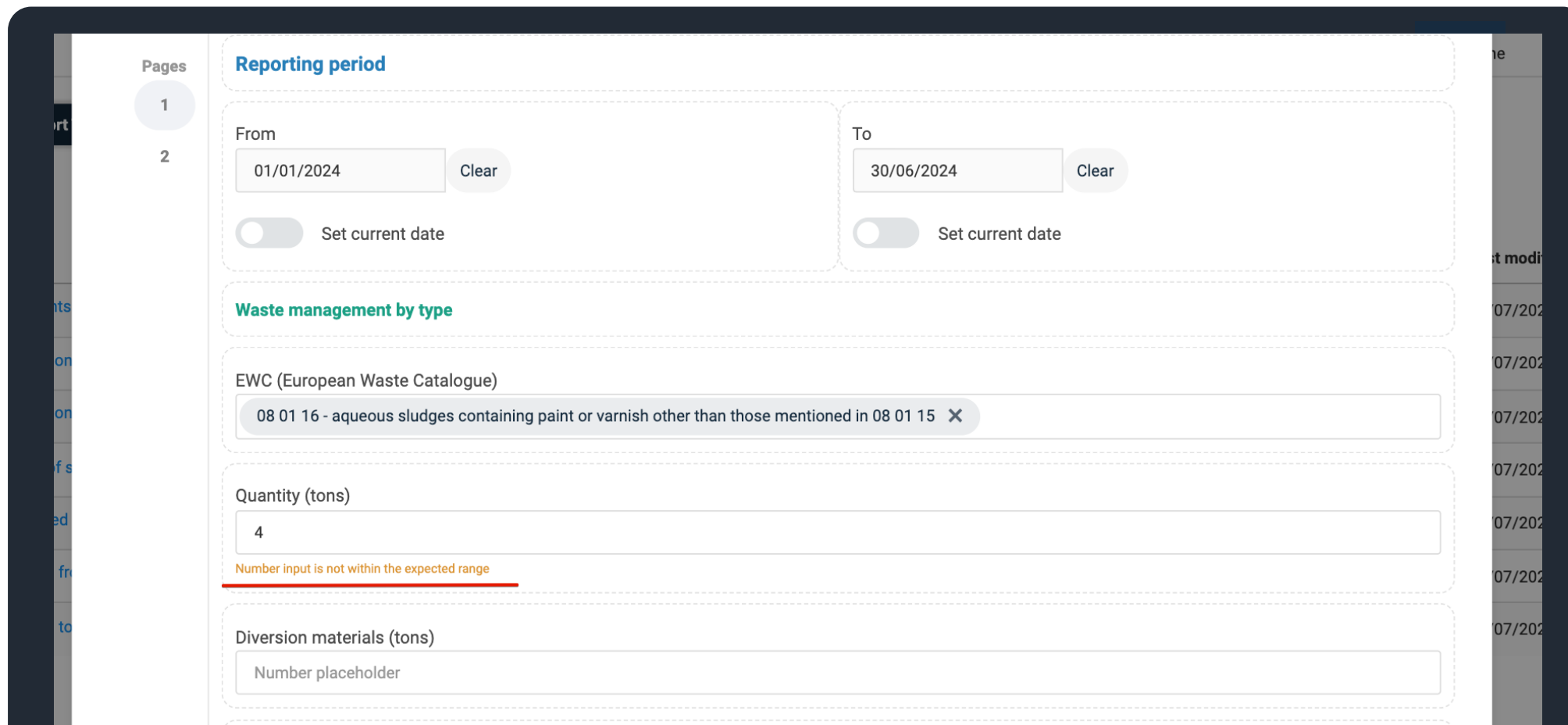
To report water consumption, please check the data provided in GRI 303-3 and GRI 303-4 to calculate:
Total consumption = Total water withdrawal - Total water discharge

a.Total water consumption from all areas in megaliters.

ML (megaliters)

DATA QUALITY

Automated alerts and warnings during data entry ensure proactive data validation by the system, guaranteeing accuracy before submission and enhancing the quality of consolidated BI reports.



The screenshot shows a web application interface for data entry. On the left, a sidebar contains a 'Pages' section with two items: '1' (selected) and '2'. The main content area is divided into several sections, each with a dashed border. The first section is titled 'Reporting period' and contains two columns. The left column has a 'From' date field with the value '01/01/2024' and a 'Clear' button. Below it is a toggle switch labeled 'Set current date' which is currently turned off. The right column has a 'To' date field with the value '30/06/2024' and a 'Clear' button. Below it is a toggle switch labeled 'Set current date' which is also turned off. The second section is titled 'Waste management by type' and contains a text input field with the value '08 01 16 - aqueous sludges containing paint or varnish other than those mentioned in 08 01 15'. To the right of the input field is a small 'X' icon. The third section is titled 'Quantity (tons)' and contains a text input field with the value '4'. Below this field is a red error message: 'Number input is not within the expected range'. The fourth section is titled 'Diversion materials (tons)' and contains a text input field with the placeholder text 'Number placeholder'. On the right side of the form, there is a vertical list of dates: '07/2024', '07/2024', '07/2024', '07/2024', '07/2024', '07/2024', '07/2024', '07/2024'.

Pages

1

2

Reporting period

From

01/01/2024 Clear

☐ Set current date

To

30/06/2024 Clear

☐ Set current date

Waste management by type

EWC (European Waste Catalogue)

08 01 16 - aqueous sludges containing paint or varnish other than those mentioned in 08 01 15 X

Quantity (tons)

4

Number input is not within the expected range

Diversion materials (tons)

Number placeholder

07/2024

07/2024

07/2024

07/2024

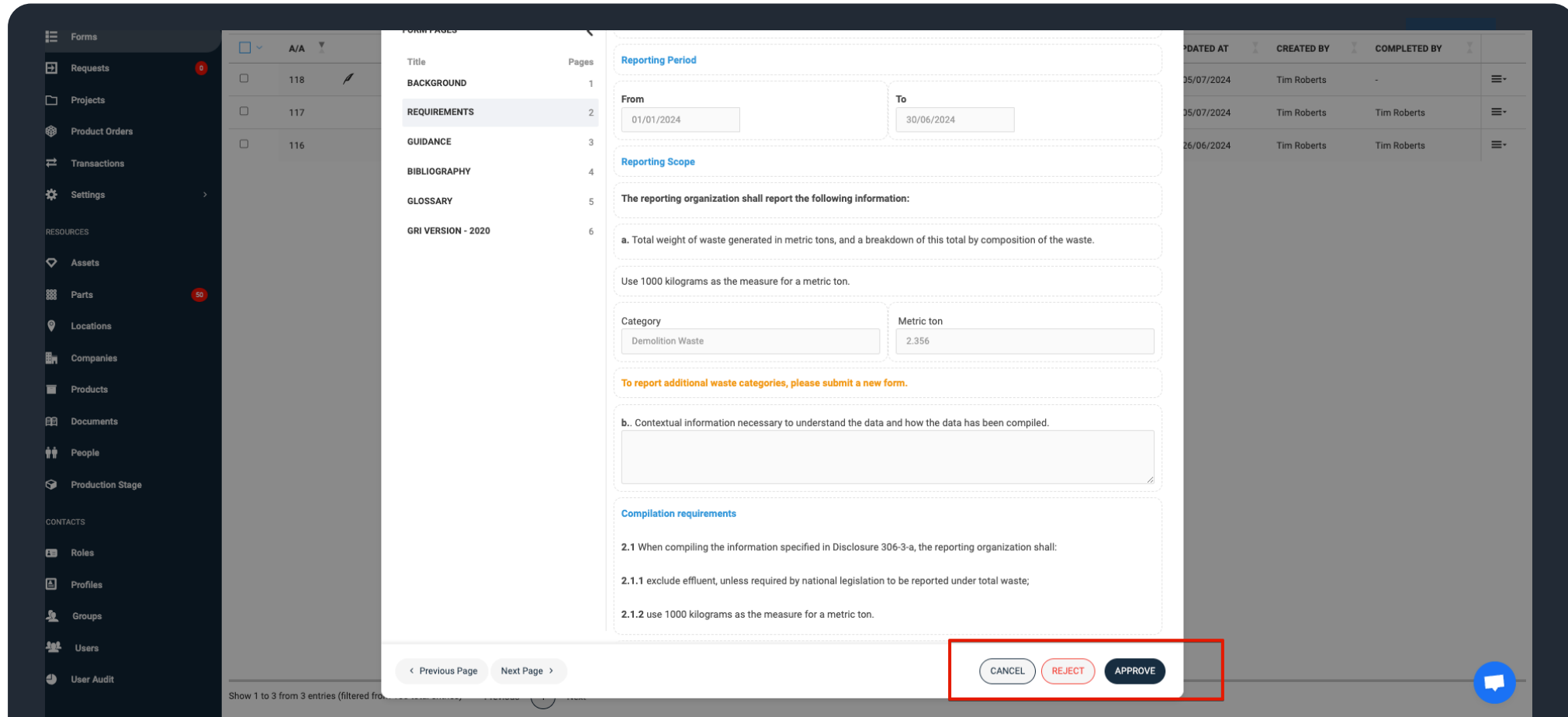
07/2024

07/2024

07/2024

APPROVAL WORKFLOW

Custom approval workflows can be assigned to data collection activities, ensuring that only approved data is consolidated into BI reports. This process enhances data integrity and reliability for ESG reporting.



The screenshot displays the Tekmon application interface. On the left is a dark sidebar with a navigation menu including 'Forms', 'Requests', 'Projects', 'Product Orders', 'Transactions', 'Settings', 'RESOURCES', 'Assets', 'Parts', 'Locations', 'Companies', 'Products', 'Documents', 'People', 'Production Stage', 'CONTACTS', 'Roles', 'Profiles', 'Groups', 'Users', and 'User Audit'. The main content area shows a 'FORM PAGES' list with columns for 'Title' and 'Pages'. The 'REQUIREMENTS' page (page 2) is selected. Overlaid on this is a form for waste reporting. The form includes sections for 'Reporting Period' (From: 01/01/2024, To: 30/06/2024), 'Reporting Scope' (The reporting organization shall report the following information: a. Total weight of waste generated in metric tons, and a breakdown of this total by composition of the waste. Use 1000 kilograms as the measure for a metric ton. Category: Demolition Waste, Metric ton: 2.356. To report additional waste categories, please submit a new form. b. Contextual information necessary to understand the data and how the data has been compiled.), and 'Compilation requirements' (2.1 When compiling the information specified in Disclosure 306-3-a, the reporting organization shall: 2.1.1 exclude effluent, unless required by national legislation to be reported under total waste; 2.1.2 use 1000 kilograms as the measure for a metric ton.). At the bottom right of the form, there are three buttons: 'CANCEL', 'REJECT', and 'APPROVE'. The 'APPROVE' button is highlighted with a red box. A table on the right side of the form shows a list of entries with columns for 'UPDATED AT', 'CREATED BY', and 'COMPLETED BY'.

| UPDATED AT | CREATED BY | COMPLETED BY |
|------------|-------------|--------------|
| 05/07/2024 | Tim Roberts | - |
| 05/07/2024 | Tim Roberts | Tim Roberts |
| 26/06/2024 | Tim Roberts | Tim Roberts |

Data owners receive scheduled or on-demand tasks for ESG data collection. Each task may include one or more questionnaires with detailed instructions, ensuring efficient and accurate sustainability reporting.

Tekmon
☰

Project Folders

📁 Egypt
👁️
✍️
🗑️

FORMS
TASKS

1

📅 30/06/1924 - 30/06/2124
Task Status

| <input type="checkbox"/> | A/A | A/A | TITLE | CATEGORY | CRIT |
|--------------------------|-----|-----|---|------------------|------|
| <input type="checkbox"/> | 547 | 547 | Quarterly Data Collection: GHG, Water and Waste Related | Default Category | MED |
| <input type="checkbox"/> | 528 | 528 | ESG Questionnaire 2023 | Default Category | MED |
| <input type="checkbox"/> | 494 | 494 | Wholesale Operations 2020 | Default Category | MED |
| <input type="checkbox"/> | 493 | 493 | Wholesale Operations 2021 | Default Category | MED |
| <input type="checkbox"/> | 490 | 490 | Wholesale Operations 2022 | Default Category | MED |
| <input type="checkbox"/> | 459 | 459 | Monthly Data Collection: GHG, Water and Waste Related | Default Category | MED |
| <input type="checkbox"/> | 424 | 424 | Monthly Data Collection: GHG, Water and Waste Related | Default Category | MED |
| <input type="checkbox"/> | 398 | 398 | Monthly Data Collection: GHG, Water and Waste Related | Default Category | MED |
| <input type="checkbox"/> | 352 | 352 | GHG Data and Water Consumption Data for September 2023 | Default Category | MED |

GHG Data and Water Consumption Data for August 2023

Completed

Approve
Disapprove

DETAILS
HISTORY
FORMS 9

Task type Non scheduled

Description In this task you have to collect data August 2023. Please read the instructions given with the forms carefully and always check the unit of measurement while entering the data.

Due date 24/10/2023

Criticality MEDIUM

Category Default Category

Created by Danish Khan (Web Role), 16/10/2023 20:37

✓ Completed Details

Completed By (Egypt) Abdul Majeed Ottakkandathil (Web Role)

Completed at 23/12/2023 18:34:32

Assignee

Accepted By (Egypt) Abdul Majeed Ottakkandathil

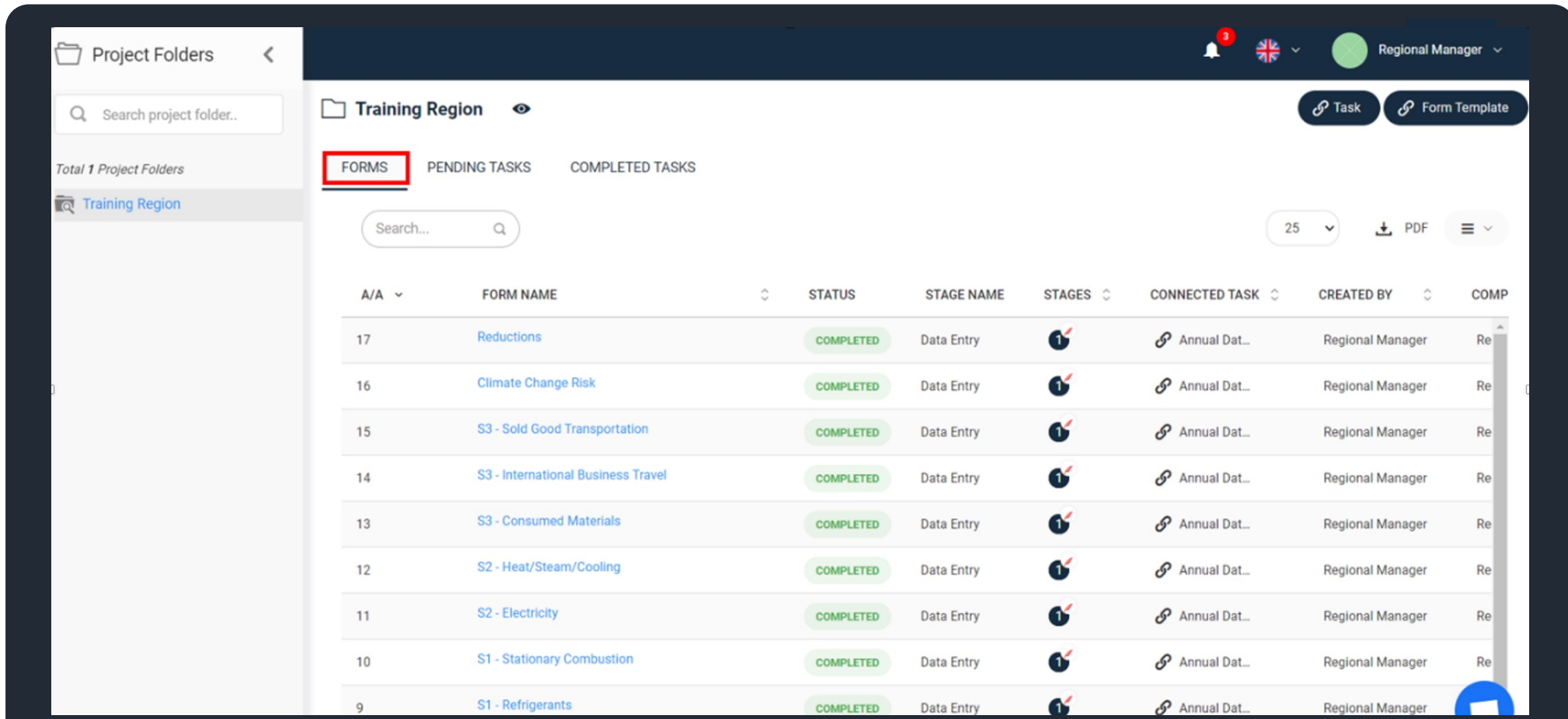
Available Form Template

S1- Mobile Combustion *

S1 - Purchased Gases *

ACTIVITY REVIEW

Data owners can quickly review their pending and completed data collection activities and task notifications using accessible tables, ensuring efficient management of ESG and sustainability efforts.

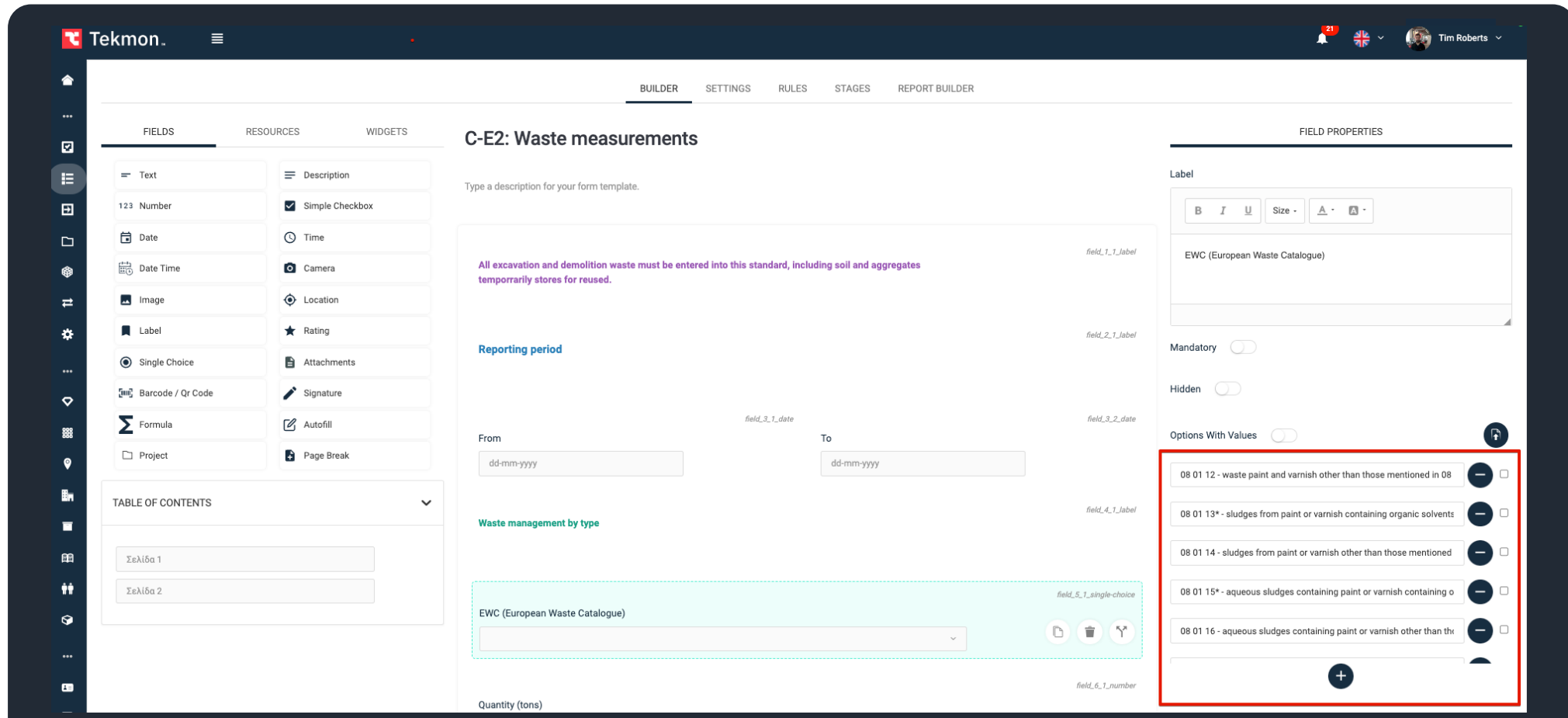


The screenshot displays the Tekmon Activity Review interface. On the left, a sidebar shows 'Project Folders' with a search bar and a list of folders, including 'Training Region'. The main content area is titled 'Training Region' and features a tabbed interface with 'FORMS', 'PENDING TASKS', and 'COMPLETED TASKS'. The 'FORMS' tab is active, showing a table of completed data collection activities. The table has columns for A/A, FORM NAME, STATUS, STAGE NAME, STAGES, CONNECTED TASK, CREATED BY, and COMP. The table lists 8 activities, all with a status of 'COMPLETED' and a stage of 'Data Entry'. The 'CONNECTED TASK' column shows a link to 'Annual Dat...'. The 'CREATED BY' column shows 'Regional Manager'. The 'COMP' column shows 'Re'.

| A/A | FORM NAME | STATUS | STAGE NAME | STAGES | CONNECTED TASK | CREATED BY | COMP |
|-----|------------------------------------|-----------|------------|--------|----------------|------------------|------|
| 17 | Reductions | COMPLETED | Data Entry | 1 | Annual Dat... | Regional Manager | Re |
| 16 | Climate Change Risk | COMPLETED | Data Entry | 1 | Annual Dat... | Regional Manager | Re |
| 15 | S3 - Sold Good Transportation | COMPLETED | Data Entry | 1 | Annual Dat... | Regional Manager | Re |
| 14 | S3 - International Business Travel | COMPLETED | Data Entry | 1 | Annual Dat... | Regional Manager | Re |
| 13 | S3 - Consumed Materials | COMPLETED | Data Entry | 1 | Annual Dat... | Regional Manager | Re |
| 12 | S2 - Heat/Steam/Cooling | COMPLETED | Data Entry | 1 | Annual Dat... | Regional Manager | Re |
| 11 | S2 - Electricity | COMPLETED | Data Entry | 1 | Annual Dat... | Regional Manager | Re |
| 10 | S1 - Stationary Combustion | COMPLETED | Data Entry | 1 | Annual Dat... | Regional Manager | Re |
| 9 | S1 - Refrigerants | COMPLETED | Data Entry | 1 | Annual Dat... | Regional Manager | Re |

EFFORTLESS CUSTOMISATION

A user-friendly ESG web form builder streamlines the creation of customized ESG questionnaires for targeted data collection. No technical skills are needed—authorized users can quickly design forms, set up approval workflows, and distribute them to data owners with minimal training and a few clicks.



The screenshot displays the Tekmon web form builder interface. The top navigation bar includes the Tekmon logo, a menu icon, and user information (Tim Roberts). The main interface is divided into several sections:

- Builder Tabs:** BUILDER, SETTINGS, RULES, STAGES, REPORT BUILDER.
- Left Sidebar:** Contains various form elements categorized under FIELDS, RESOURCES, and WIDGETS. A 'TABLE OF CONTENTS' section is also visible at the bottom left.
- Form Template:** The central area shows a form titled 'C-E2: Waste measurements'. It includes a description field, a 'Reporting period' section with 'From' and 'To' date pickers, and a 'Waste management by type' section with a dropdown menu for 'EWC (European Waste Catalogue)'.
- Field Properties Panel:** Located on the right, it allows customization of the selected field. It includes options for Label, Mandatory, Hidden, and Options With Values. A list of predefined options is shown, including:
 - 08 01 12 - waste paint and varnish other than those mentioned in 08
 - 08 01 13* - sludges from paint or varnish containing organic solvents
 - 08 01 14 - sludges from paint or varnish other than those mentioned
 - 08 01 15* - aqueous sludges containing paint or varnish containing o
 - 08 01 16 - aqueous sludges containing paint or varnish other than thv

A real-time dashboard provides an overview of data collection progress for each data owner, ensuring timely and efficient ESG reporting.

Tekmon.

43

Home

...

Checklist

Menu

Calendar

Folder

Network

Timeline

Settings

...

Location

Report

Dashboard

Filters

REPORTS

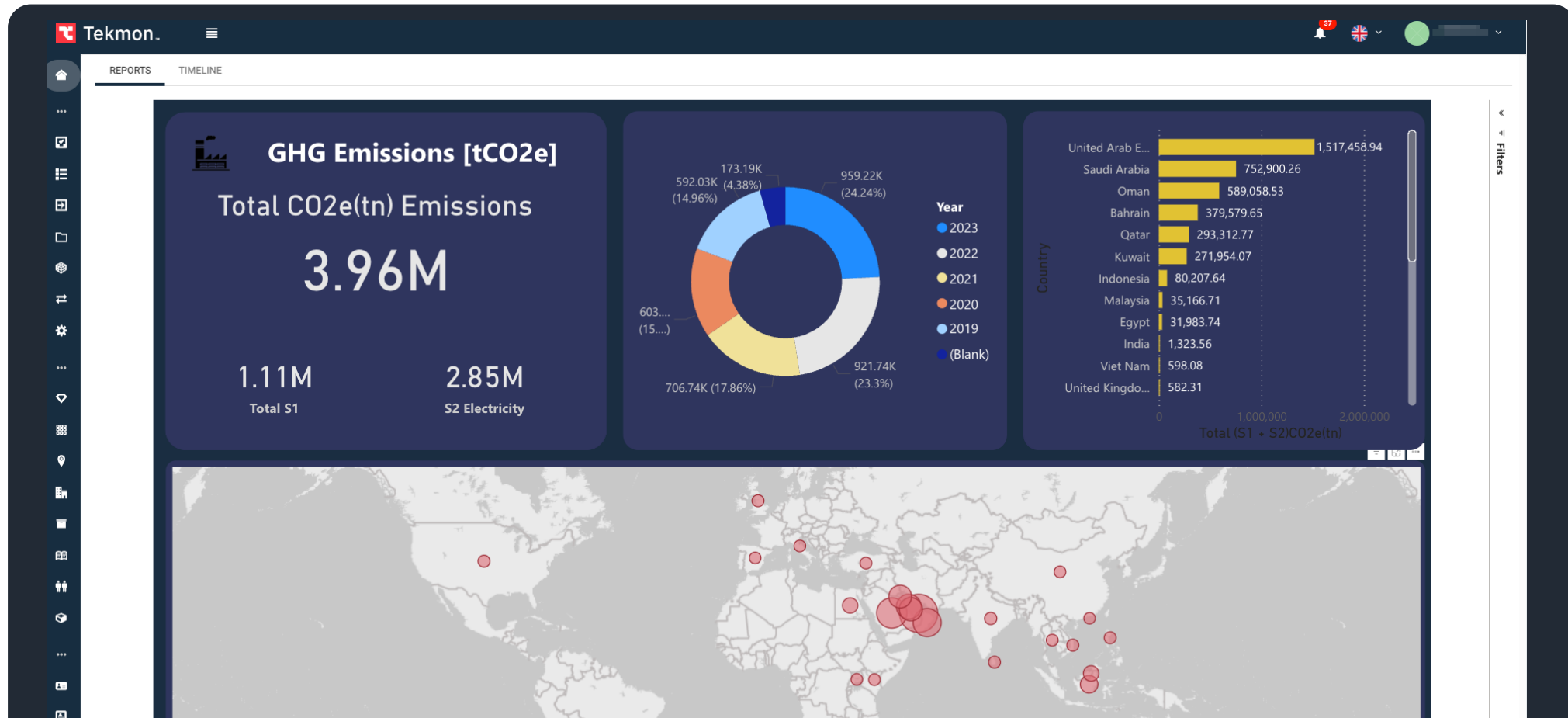
TIMELINE

Tasks

| aa | Task Name | Region | Country | Status | Due Date | Criticality | Assignees | Task_comp |
|-------|---|----------------|----------------------|-------------|-----------|-------------|----------------------------------|--------------|
| 225 | Water Consumption Data for years 2019, 2020, 2021, 2022 | Y Tower UAE | United Arab Emirates | Completed | 8/28/2023 | HIGH | | 8/29/2023 |
| 224 | Water Consumption Data for years 2019, 2020, 2021, 2022 | Vietnam | Viet Nam | In Progress | 8/28/2023 | HIGH | (Vietnam) | |
| 223 | Water Consumption Data for years 2019, 2020, 2021, 2022 | USA | United States | Completed | 8/28/2023 | HIGH | (USA) | 8/28/2023 |
| 222 | Water Consumption Data for years 2019, 2020, 2021, 2022 | United Kingdom | United Kingdom | Open | 8/28/2023 | HIGH | (United Kingdom) | |
| 221 | Water Consumption Data for years 2019, 2020, 2021, 2022 | Uganda | Uganda | Completed | 8/28/2023 | HIGH | (Uganda) | 8/26/2023 |
| 220 | Water Consumption Data for years 2019, 2020, 2021, 2022 | Turkey | Republic of Turkiye | Completed | 8/28/2023 | HIGH | (Turkey) | 8/29/2023 |
| 219 | Water Consumption Data for years 2019, 2020, 2021, 2022 | Thailand | Thailand | Completed | 8/28/2023 | HIGH | (Thailand) | 8/30/2023 |
| 218 | Water Consumption Data for years 2019, 2020, 2021, 2022 | Sri Lanka | Sri Lanka | Open | 8/28/2023 | HIGH | (Sri Lanka) | |
| 217 | Water Consumption Data for years 2019, 2020, 2021, 2022 | Spain | Spain | Completed | 8/28/2023 | HIGH | (Spain) | 8/30/2023 AM |
| 216 | Water Consumption Data for years 2019, 2020, 2021, 2022 | South Africa | South Africa | Completed | 8/28/2023 | HIGH | (Uganda, Kenya & S.Africa) Anand | 8/29/2023 |
| 215 | Water Consumption Data for years 2019, 2020, 2021, 2022 | Qatar | Qatar | Completed | 8/28/2023 | HIGH | (Qatar) | 8/28/2023 |
| 214 | Water Consumption Data for years 2019, 2020, 2021, 2022 | Philippines | Philippines | Completed | 8/28/2023 | HIGH | (Philippines) | 8/26/2023 |
| Total | | | | | | | | |

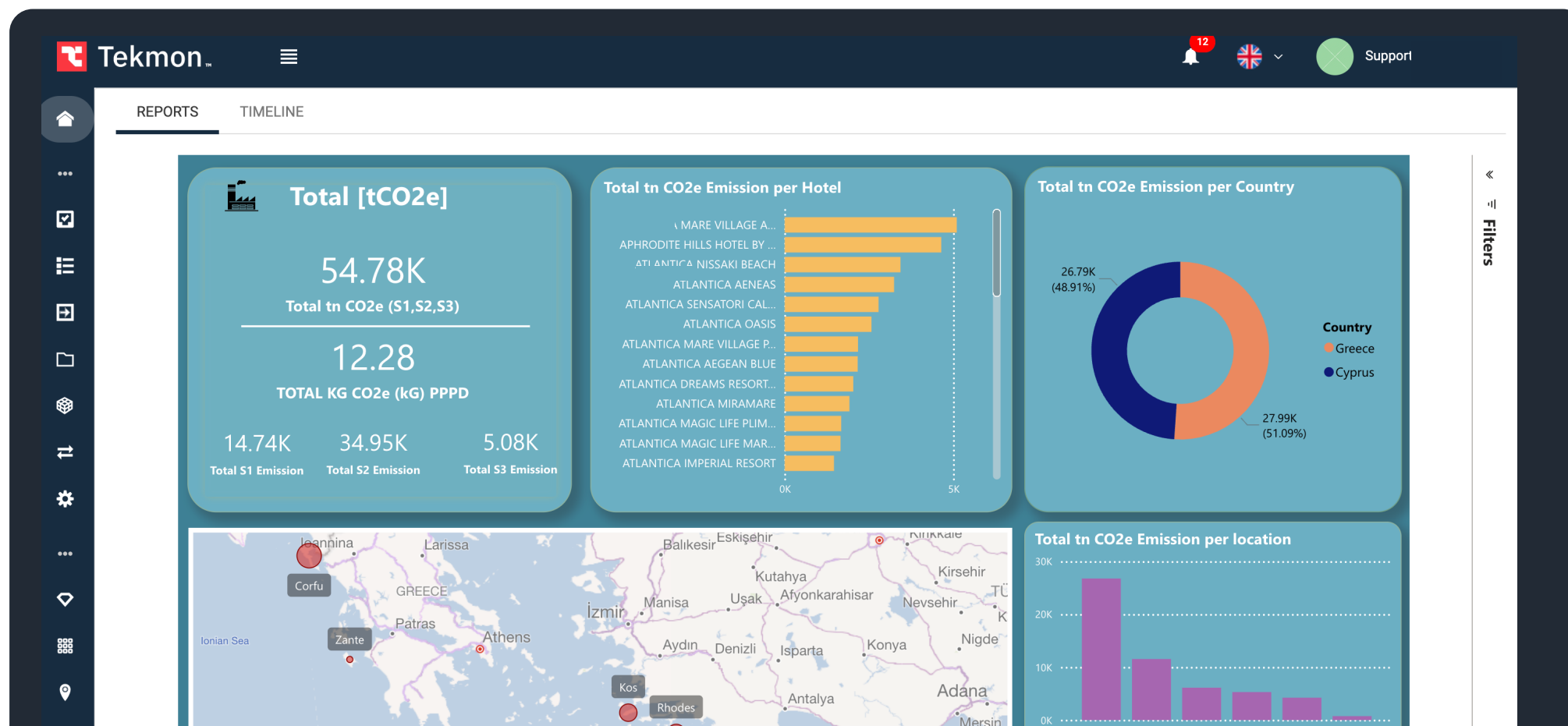
UNIFIED REPORTING

Data from every data owner submission and third-party system integrations is consolidated into dashboards. Each data owner can access information relevant to them.



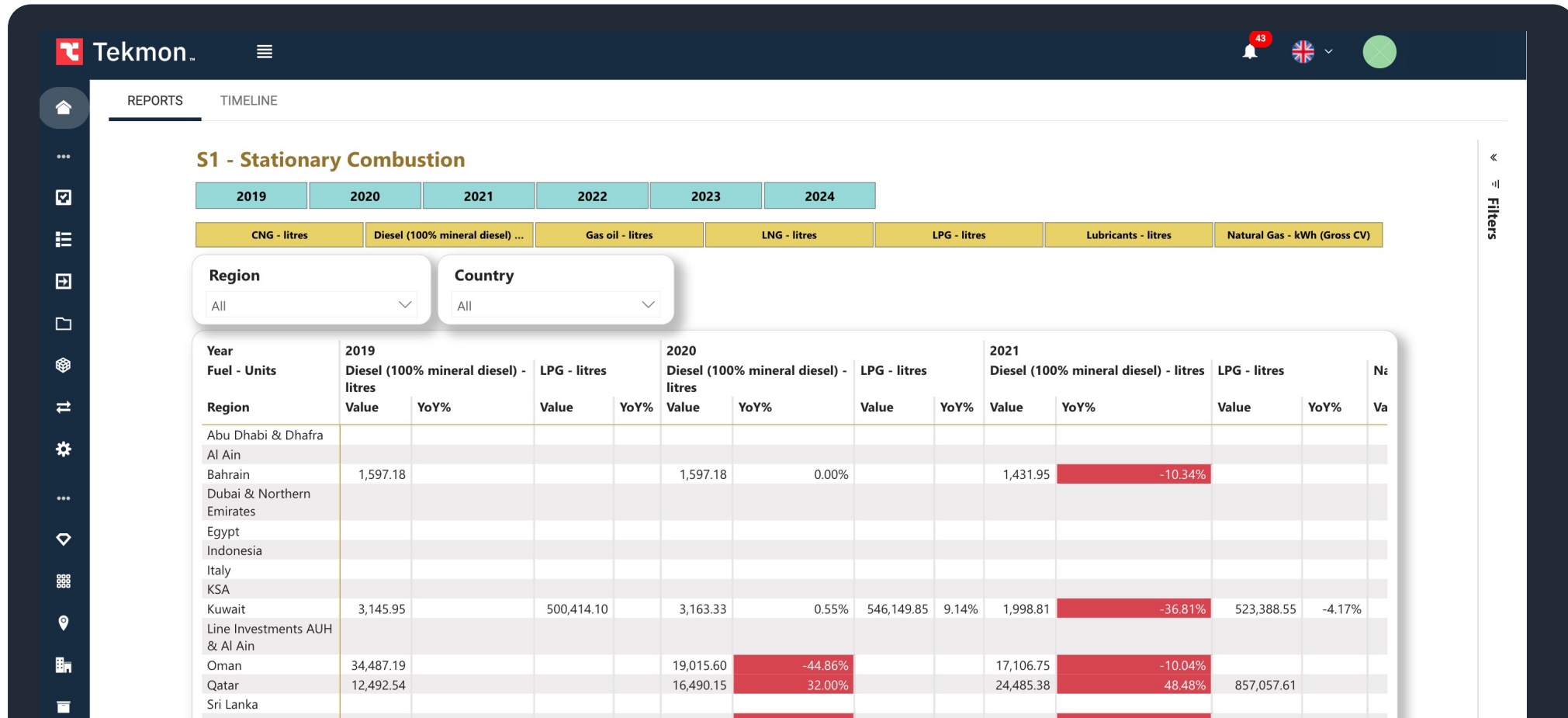
EMISSION INSIGHTS

Embedded emission conversion factors from IEA, EPA, DEFRA, and regional sources enhance precise ESG data analysis, supported by comprehensive data visualization.



TARGET BASED FORECASTING

Support year-on-year comparisons including outliers detection and predictive analytics by migrating data from previous years on our ESG data collection and visualization platform, enhancing sustainability insights and planning.



S1 - Stationary Combustion

Filters: Region (All), Country (All)

| Year | 2019 | 2020 | 2021 | 2022 | 2023 | 2024 |
|-------------------------------|---------------------------------------|--------------|---------------------------------------|--------------|---------------------------------------|--------------|
| Fuel - Units | Diesel (100% mineral diesel) - litres | LPG - litres | Diesel (100% mineral diesel) - litres | LPG - litres | Diesel (100% mineral diesel) - litres | LPG - litres |
| Region | Value | YoY% | Value | YoY% | Value | YoY% |
| Abu Dhabi & Dhafra | | | | | | |
| Al Ain | | | | | | |
| Bahrain | 1,597.18 | | | | 1,597.18 | 0.00% |
| Dubai & Northern Emirates | | | | | | |
| Egypt | | | | | | |
| Indonesia | | | | | | |
| Italy | | | | | | |
| KSA | | | | | | |
| Kuwait | 3,145.95 | | 500,414.10 | | 3,163.33 | 0.55% |
| Line Investments AUH & Al Ain | | | | | | |
| Oman | 34,487.19 | | | | 19,015.60 | -44.86% |
| Qatar | 12,492.54 | | | | 16,490.15 | 32.00% |
| Sri Lanka | | | | | | |

Sample of ESG Projects



Lulu Group



LULU GROUP INTERNATIONAL (LuLu Group) is a highly diversified conglomerate with successful business entities in strategic locations worldwide.

Year: 2023 | Region: Abu Dhabi, UAE | Implementation Timeline: 2.5 months

- Implemented an automated system tailored for **Group Sustainability and Greenhouse Gas Emissions reporting** including efficient data collection, verification, and assessment, specifically designed for Lulu Group's dynamic projects in the retail industry addressing 33 countries.
- Real-time data updates provided immediate insights into the dynamic performance metrics of Lulu Group's initiatives.
- Established a user-friendly data visualization platform, offering clear and actionable insights for informed decision-making within the context of Lulu Group's operations.
- Seamlessly integrated with third-party systems, including Reverse Vending Machines, to retrieve crucial data on recycling efforts, ensuring efficient data flow and interoperability within the retail sector.

Lamda Development – The Ellinikon



by



The Ellinikon, on the shores of the Mediterranean in Athens, is the biggest urban development project in Europe, spanning more than six million square metres – three times the size of Monaco. Tekmon's platform manages its Sustainability, ESG and Health & Safety operations.

Year 2023: Region: Athens, Greece | Implementation Timeline: 3 months

- Automated data collection from multiple stakeholders using our platform, ensuring a seamless and efficient process to gather valuable insights and information for Lamda Development's initiatives.
- Provided Lamda Development with intuitive data visualization and BI tools, enhancing comprehension through graphical representations like charts and graphs.
- Facilitated the generation of concise management reports, aligning with Lamda Development's specified Key Performance Areas (KPA's) and Key Performance Indicators (KPIs), fostering effective ESG project oversight.
- Enhanced the decision-making process at Lamda Development by implementing tailored project management capabilities for the Ellinikon Project.



Tekmon

Thank you!

tekmon.com

Office@tekmon.com