

# COVID-19 RISK MANAGEMENT PLATFORM

Manage lockdown realities facing your organisation




Corporates



Retail



Manufacturing



Healthcare



Education



Agriculture



Mining



Government

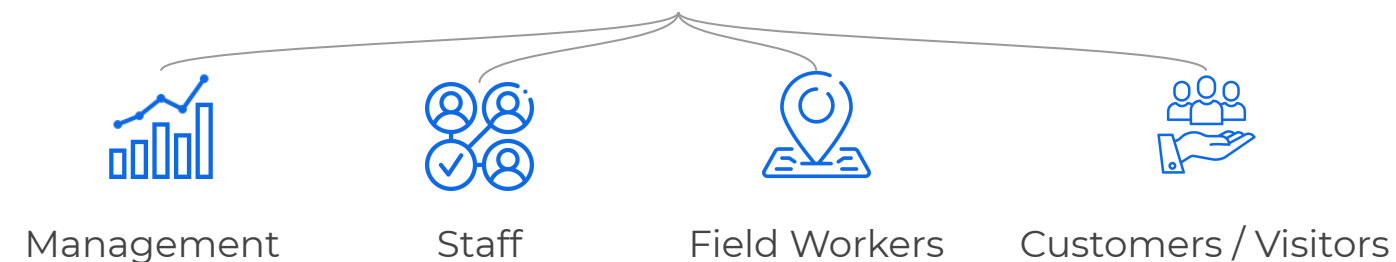
PROBLEM

# HOW WILL YOUR ORGANISATION MANAGE RISK AND SAFETY DURING LOCKDOWN RESTRICTIONS AND POST COVID-19?

## FACING AND MANAGING RISK IN UNCERTAIN TIMES

The last few months have shown us how important it is to be #SMARTandAWARE – not just for the advancement and evolution of humans, but for our businesses as well. Data is what makes us smart. Getting insights and telling stories from that data is what makes us aware. It's crucial now that we get the right data so we tell the right stories at the right time. This will help us make decisions based on insights and take quick action to protect ourselves, create safe working environments for our people and create economic stability.

Information and Insights are required across all levels



- How are you leveraging data to manage your risk and power your operations ?
- How are you keeping your people safe while elevating their performance ?
- How are you gaining and communicating insight to drive action and decisions in uncertain times ?
- How are you transforming data into success stories and lessons learnt ?

SOLUTION

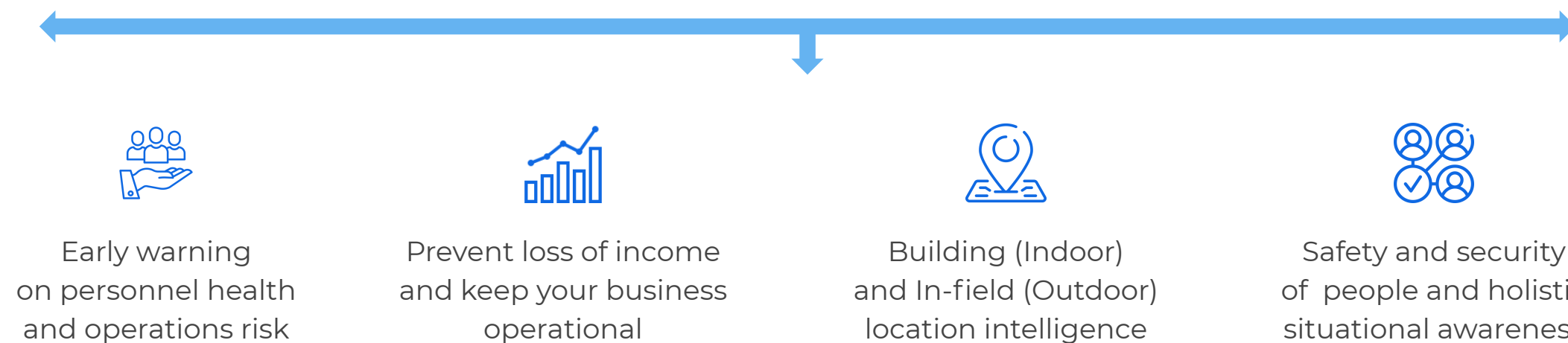
# RISK MANAGEMENT PLATFORM

COMBINE AI, DATA ANALYTICS AND SENSORS, TO CREATE AN INTEGRATED DIGITAL PLATFORM TO ENHANCE DECISION MAKING AND MANAGE YOUR RISK

AWARENESS AT ALL LEVELS



OUTCOMES



SOLUTION

# RISK MANAGEMENT PLATFORM

A SOLUTION TO ENABLE ORGANISATIONAL EFFECTIVENESS

## MANAGEMENT / SUPERVISOR

- Live dashboards and instant analytics
- Alerts on high risk cases
- Automated reports
- Map staff skills to organisational risk

## STAFF

- Self or administered screening and symptom checking
- Monitor temperature and other health vitals
- Understand staff physical and mental health
- People counts and density in workspaces \*

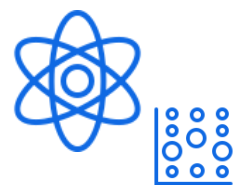
## FIELD WORKER

- Self or administered remote screening
- Monitor temperature and other health vitals
- Location and time data for traceability
- Include data from test results \*

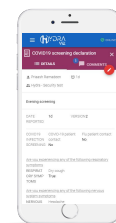
## CUSTOMER / VISITOR

- Administered screening and symptom checking
- Monitor temperature and other health vitals
- Camera based temperature screening \*
- People counts and density in open spaces \*

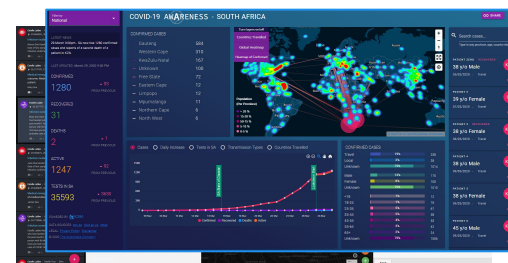
\* Hardware and sensor dependent per workspace / premises



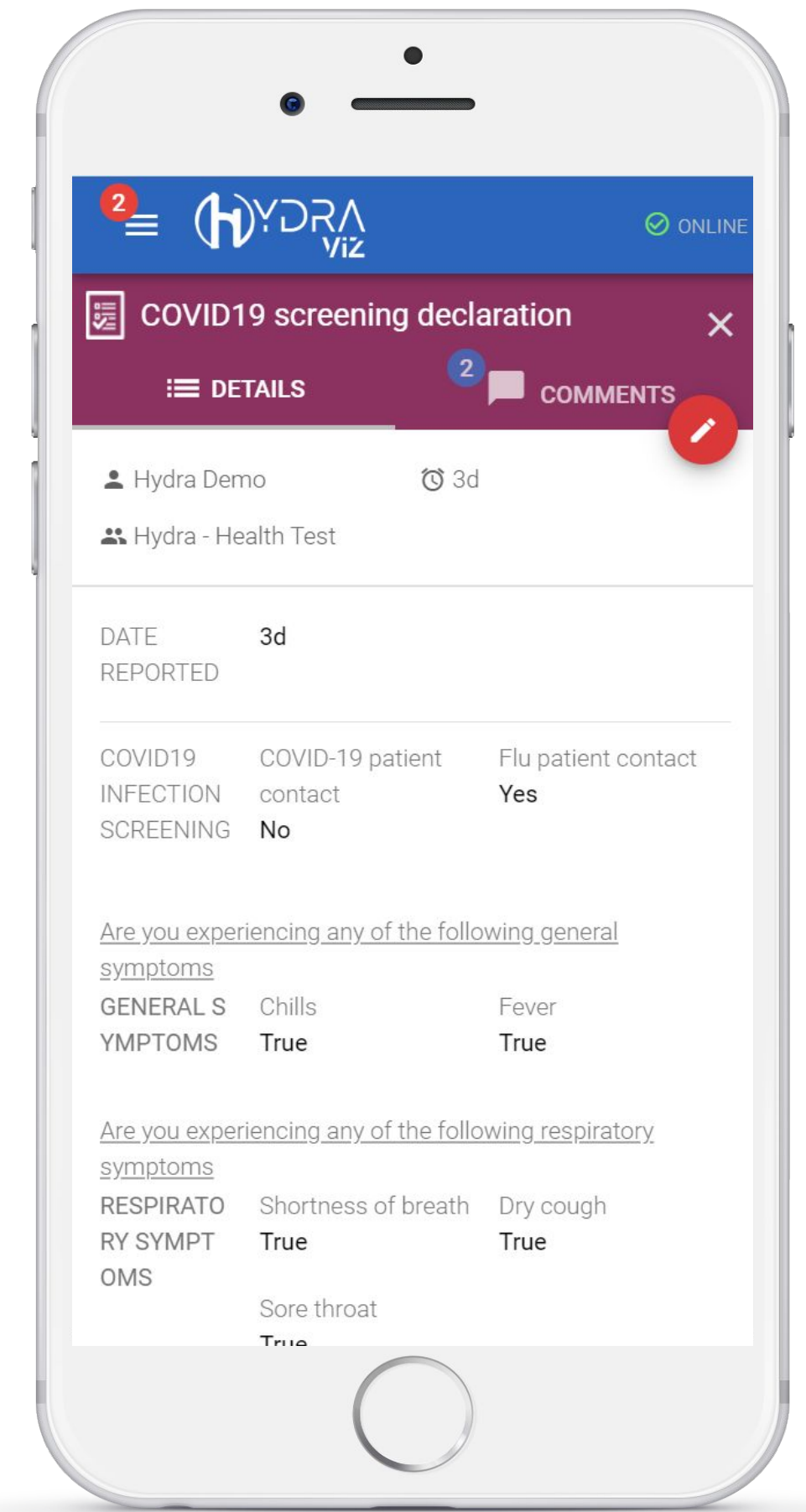
Scientific processes and methods.  
Use of AI to enhance data insights.



Real time data input.  
Periodic screening.



Real time analytics and insights.  
Identify high risk people to prioritise for testing.



# DATA DRIVEN INSIGHTS USING AI



## DATA DRIVEN METHODOLOGY UNDERPINNED BY AI

- A **COVID-19 Likelihood Model** created from curated symptoms, using research approved by the World Health Organization.
- Feed real-time screening and test data into the model to allow for continuous improvement of accuracy and insights.
- Use the model to be proactive and get early warning of positive COVID-19 staff before they even display any serious symptoms.



## SCREENING METHODOLOGY

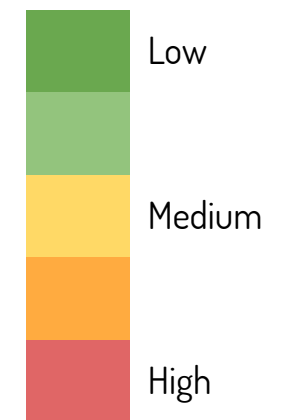
- Staff complete the screening and symptom checking questionnaire once or more than once per day using the platform.
- The platform performs real-time analysis as staff symptoms are captured.
- Screening questionnaires are updated based on the outcomes of the model, which in turn improves the detection rate.

### PERIODIC SCREENING

Staff complete the daily COVID-19 screening questionnaire

### LIKELIHOOD SCORE

A COVID-19 risk indicator is calculated based on screening output



## CONTINUOUS LEARNING AND INSIGHTS

### LEARNING

Results are fed back into the model for continuous improvement

### PROACTIVE TESTING\*

Prioritise testing based on the risk indicator

\*Compliance dependant.

SOLUTION CONTINUED

# RISK MANAGEMENT PLATFORM

SECURE REAL-TIME AWARENESS FROM ANYWHERE AT ANYTIME



## INSIGHT QUESTIONS

Questions allow you to dive deeper into your data to get a clear picture about what's going to happen. Get real-time information to make responsible and informed decisions to keep staff, customers and visitors safe.



## INFORMATION FEED

We combine interfaces that feel familiar and tells you a story about what happened and what's happening. Be more agile and make proactive data-driven decisions.



## MANAGEMENT AWARENESS

Aggregate all your business information into one view to mitigate the risk, evaluate the course of action and act quickly.

**HYDRA Viz** Live Data Feed

**Log Structured and Detailed Data As Required**

**Geo-locate Data From The Field In Real Time**

**Real-Time Tracking of your In The Field Resources (People, Vehicles etc.)**

**Already Integrated with Sensors, Geographic Overlays, Alerts, Notifications & AI models**

**Link Information to Key Contacts & Response Personnel**

**Evolution of the risk likelihood score within your organization.**

**Estelle Lubbe** - Health Test - 46m  
-25.856963, 30.996393  
Infection incident Patient 3  
Blance Doe Gender: Female Date of birth: 1982-02-06  
Date of first symptoms noticed: 2020-02-27 Date of infection confirmed: 2020-03-08

**Estelle Lubbe** - Security test - 48m  
-26.317183, 27.851643  
Medical emergency High risk screening outcome. Medical team deployed to isolate patient.  
Mary Doe

**Estelle Lubbe** - Health Test - 51m  
-26.327775, 27.863885  
Infection screening  
Mary Doe Have you had contact with any person who has traveled outside the borders of South Africa in the past month? Yes Have you had contact with any person with flu-like symptoms in the past 14 days? Yes Have you had contact with a confirmed or probable case of COVID-19? Yes

**Estelle Lubbe** - Health Test - 54m  
-25.966074, 28.162993  
Infection incident Patient 2  
Jane Doe Gender: Female Date of birth: 1981-06-09  
Date of first symptoms noticed: 2020-02-27 Date of infection confirmed: 2020-03-07

**Estelle Lubbe** - Security test - 56m  
-25.840835, 28.204431  
Medical emergency COVID19 patient in need of medical attention at private residence  
James Doe

**Estelle Lubbe** - Health Test - 1h  
-25.778586, 28.239462  
Infection screening  
Estelle Lubbe Have you had contact with any person who has traveled outside the borders of South Africa in the past month? No Have you had contact with any person with flu-like symptoms in the past 14 days? No Have you had contact with a confirmed or probable case of COVID-19? No

**Estelle Lubbe** - Health Test - 2h  
-28.577852, 32.042323

**Infection incident**

**DETAILS** COMMENTS

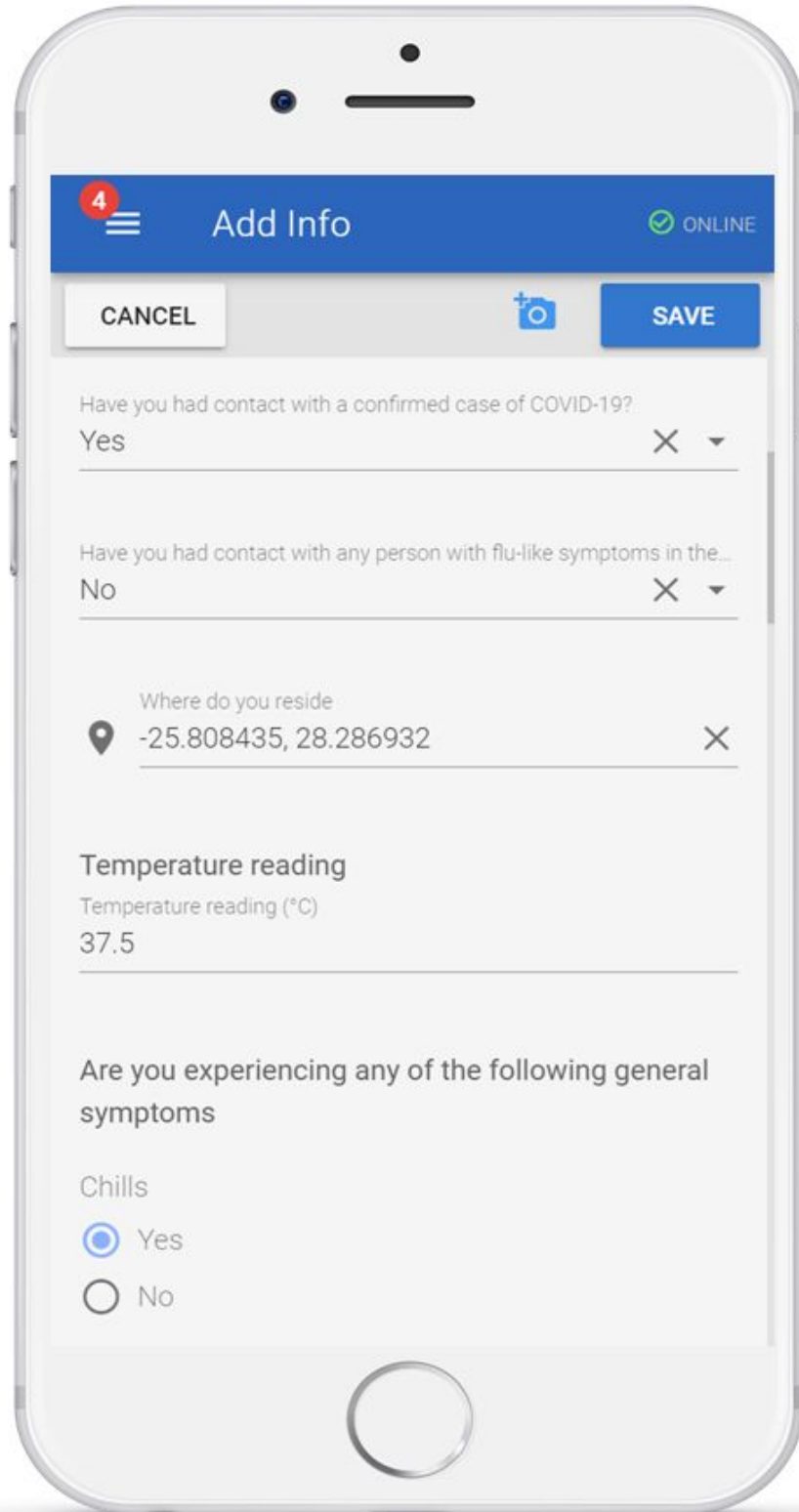
**Estelle Lubbe** 55m  
**Hydra - Health Test** -25.966074, 28.162993

**Patient 2**

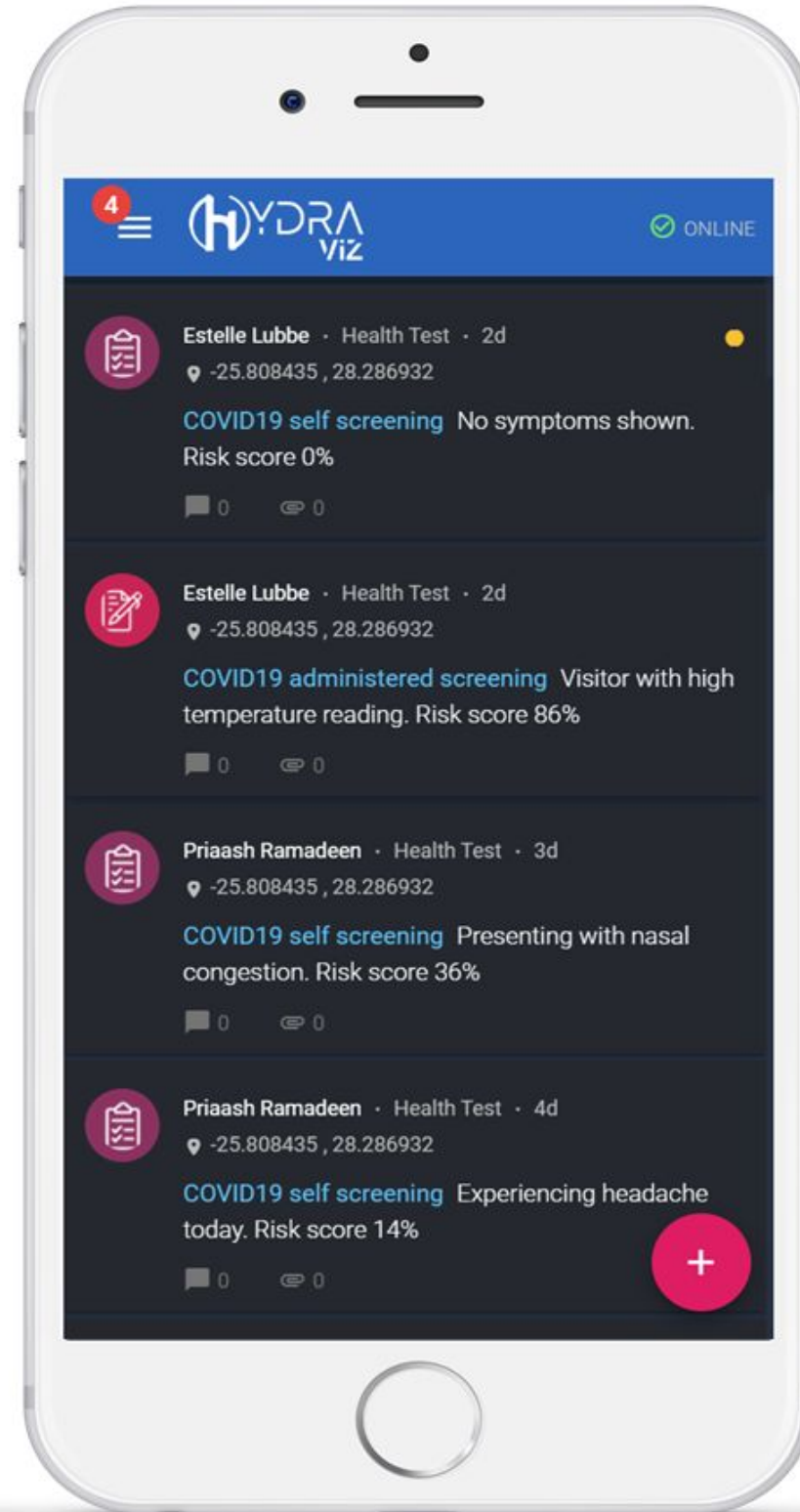
DATE REPORTED	55m
INFECTION INCIDENT	Location (-25.966074, 28.162993) Date of first symptoms noticed 2020-02-27
	First symptoms notices Date of infection confirmed 2020-03-07
	Body pain
PERSON	Name Surname
	Jane Doe
	Gender Date of birth
	Female 1981-06-09
MEDICAL AID INFORMATION	Medical aid number Medical aid plan
	3154571257 Dimention Prime 3
	Medical aid provider
	MediHelp
Contact information	TELEPHONE NUMBER
	Telephone number 0175968465
Person characteristic	RACE
	Race Coloured
Person characteristic	HEIGHT
	Height 1.66
Person characteristic	

# RISK MANAGEMENT PLATFORM

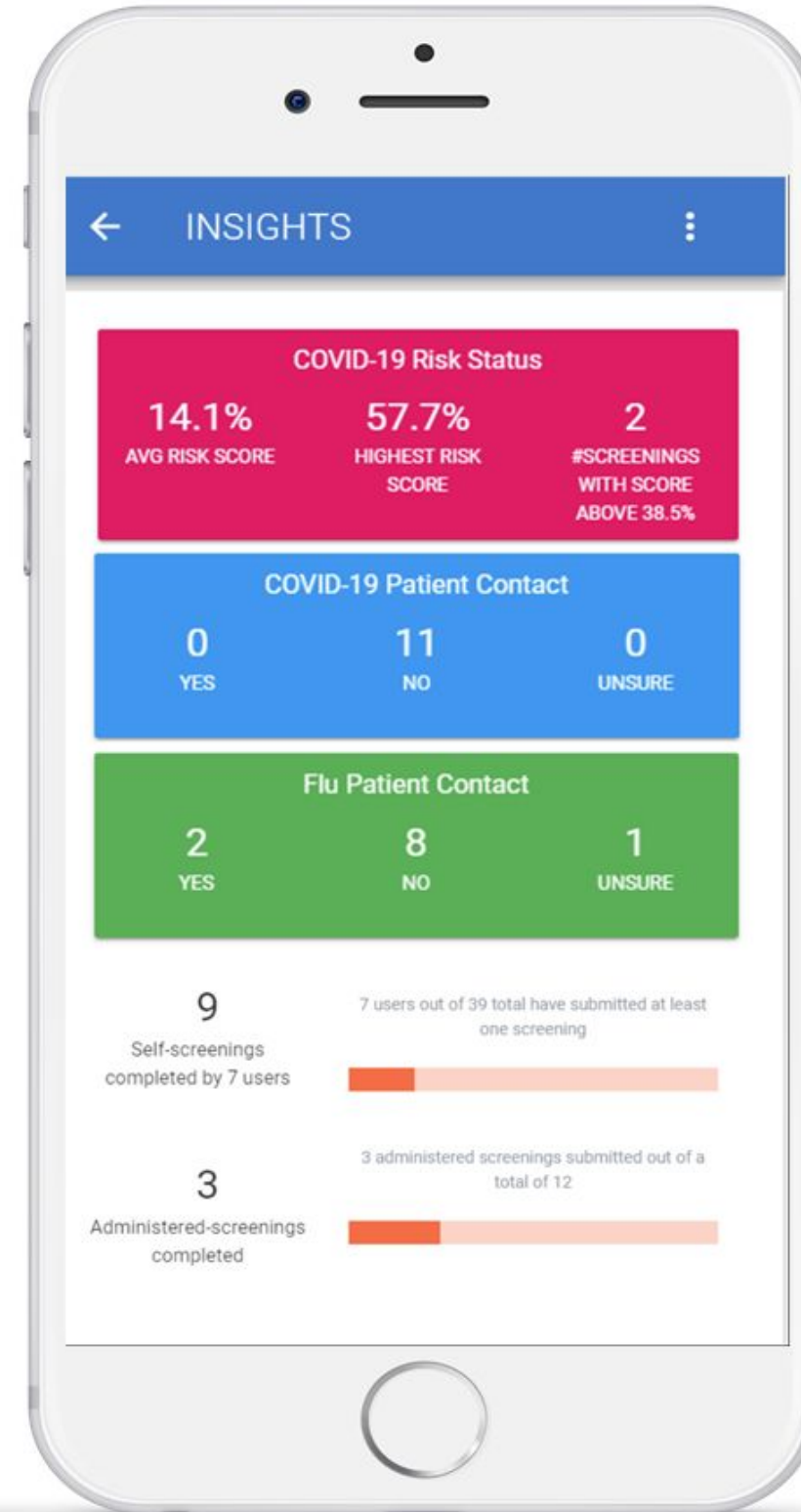
HOW IT WORKS



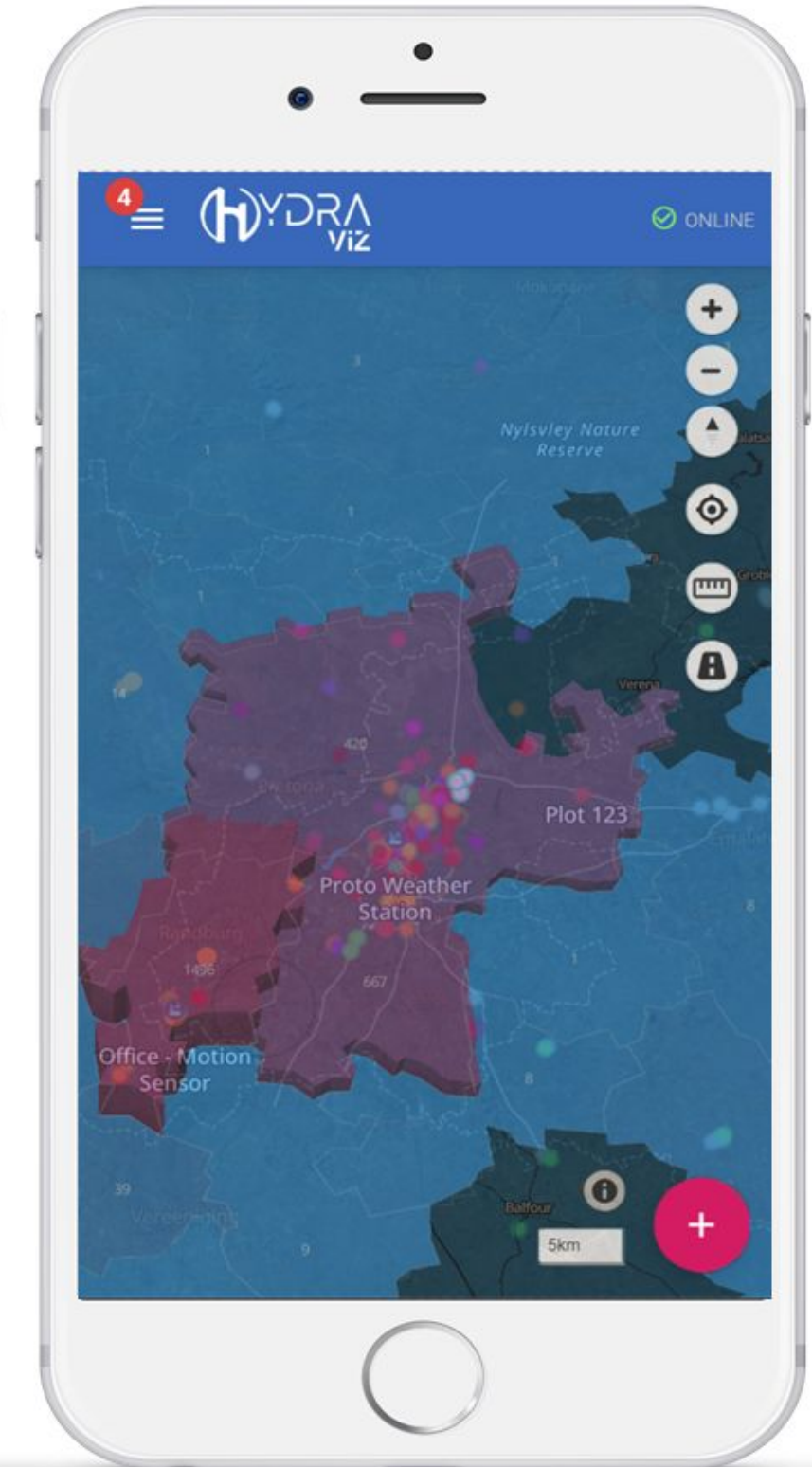
Capture symptoms digitally on any device



Real time feed of your organisations information

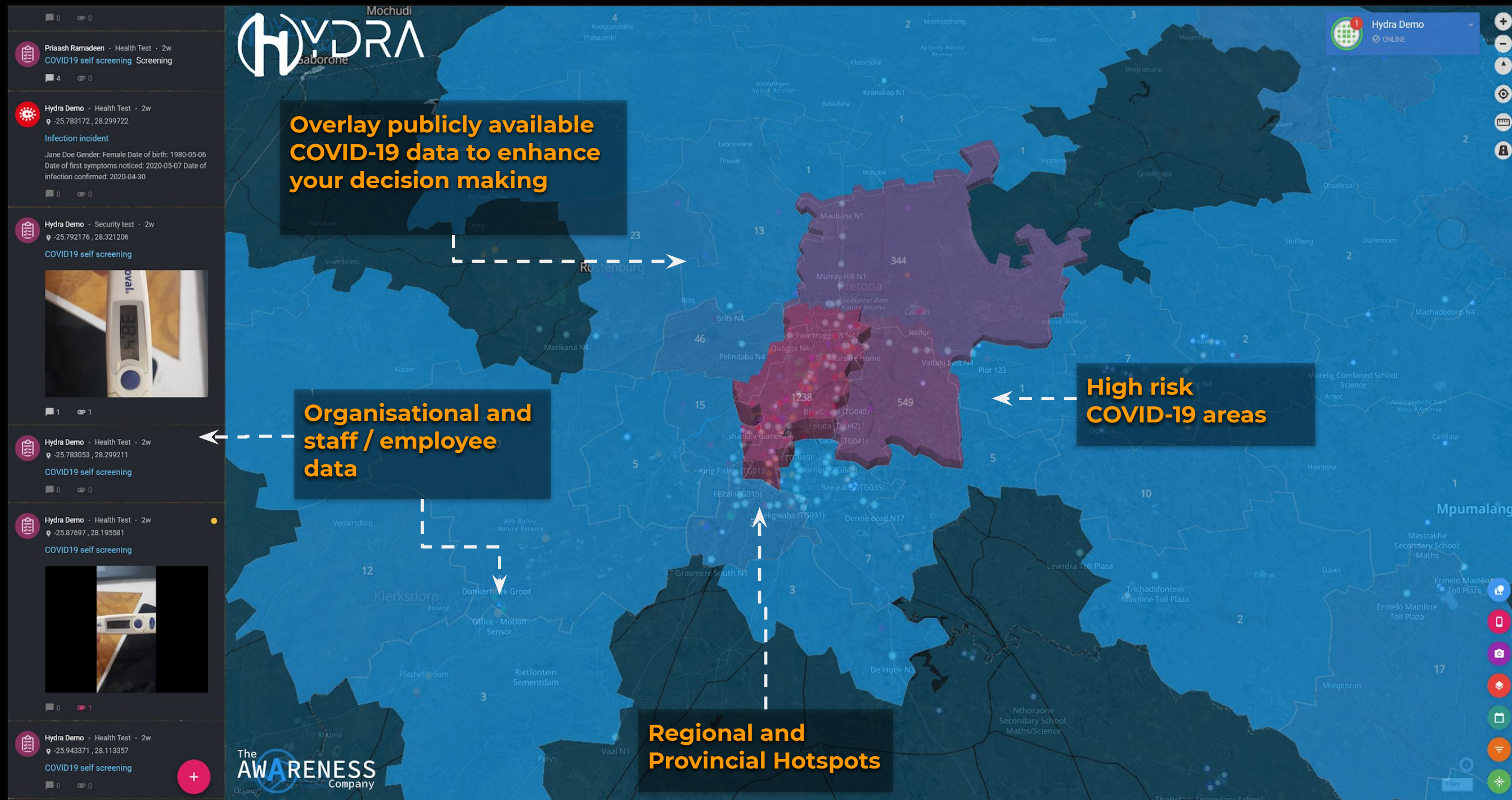


AI powered real time analytics and dashboards on risk status



Overlay COVID-19 stats and hotspot areas

# RISK MANAGEMENT PLATFORM



- Use the latest up-to-date COVID-19 stats and data overlays
- Transform publicly available COVID-19 data into operational insights
- Hotspots and Location Intelligence Overlays
- Aggregated statistics from <https://health.hydra.africa/>
- Advanced filtering and reporting
- Alerts based on geo-fences
- Real-time traffic integration
- Push notifications and alerts
- Dynamic risk assessments for multiple scenarios to quantify risks fast and effectively
- Calendar to view any scheduled events planned or done already
- Easy to understand situational awareness to help answer questions and plan for the future
- Capability management so you know where your people are, what equipment they have with them and what skills they have



# RISK MANAGEMENT PLATFORM

**Real time symptom screening**

**In-field risk heatmaps**

**Office and indoor risk insights**

**Building floor risk insights**

**Mapping In-building risk with employee's job function and movement**

**COVID19 self screening**

DETAILS COMMENTS

Hydra Demo 2w  
Hydra - Security test  
-25.792176, 28.321206

DATE REPORTED 2w VERSION 4

COVID19 INFECTION SCREENING Location (-25.792176, 28.321206) COVID-19 patient contact No  
Flu patient contact No

Temperature reading  
TEMPERATURE Temperature reading 38.5

Statement of truth  
SIGNATURE Signature

Are you experiencing any of the following general symptoms

GENERAL SYMPTO MS	Chills True	Fever False
	Fatigue False	Decreased appetite True

Are you experiencing any of the following nervous system symptoms

NERVOUS SYSTEM SYMPTOMS	Headache True	Loss of taste or smell False
-------------------------	---------------	------------------------------

Hydra Demo - Health Test - 2w  
COVID19 self screening Screening  
4

Hydra Demo - Health Test - 2w  
-25.783172, 28.299722  
Infection incident  
Jane Doe Gender: Female Date of birth: 1980-05-06  
Date of first symptoms noticed: 2020-05-07 Date of infection confirmed: 2020-04-30

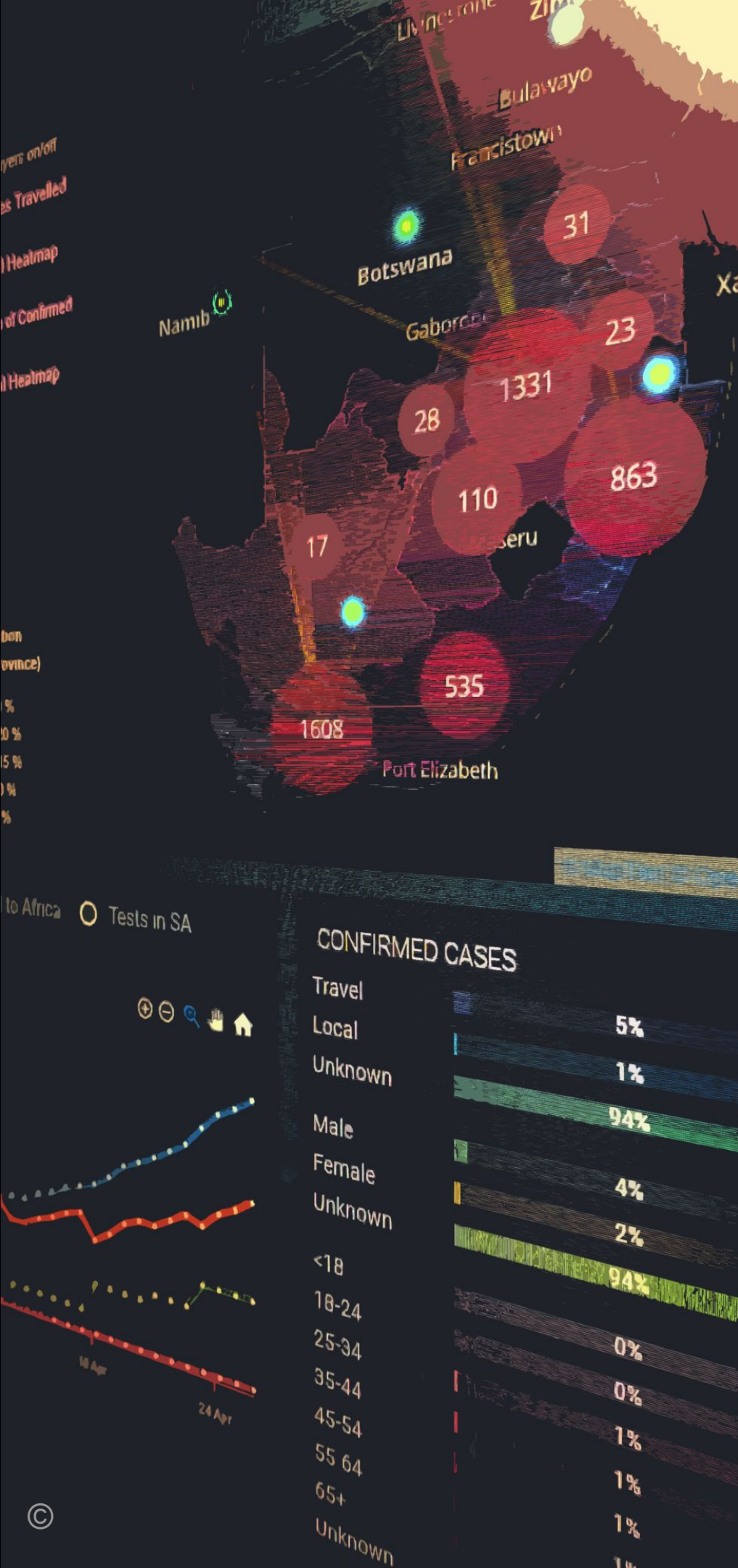
Hydra Demo - Security test - 2w  
-25.792176, 28.321206  
COVID19 self screening

Hydra Demo - Health Test - 2w  
-25.783053, 28.299211  
COVID19 self screening

Hydra Demo - Health Test - 2w  
-25.87697, 28.195581  
COVID19 self screening

Hydra Demo - Health Test - 2w  
-25.943371, 28.113357  
COVID19 self screening

- Periodic digitised symptom screening of all employees and visitors
- Combine geospatial awareness with business and asset / resource information
- In-building risk awareness and alerts
- Aggregated insights using movement of people and symptom tracking
- Segregate data and information between multiple organisations, departments, groups and roles
- Allow different stakeholders to securely share information
- Works on any modern device (smartphone, tablet etc.)
- Works both offline and online
- Real-time location tracking available for Android phones
- Incident recording with real-time communication / chat
- Checklist and procedure guidelines
- Asset management and allocation
- Integrate multiple sensors & systems



CONTACT US

# THANK YOU

## MOSAIC

The Future of Medicine is Data Insight from Artificial Intelligence. Mosaic is a precision medicine company striving to make the genetics of Africa's population accessible using its scientific knowledge in genomics and data science to create valuable insight into humans and the microbial life to benefit patients. And using data and Artificial Intelligence to create value for patients in Africa.

## THE AWARENESS COMPANY

The Awareness Company is a South African technology company whose purpose is to empower people, communities and organisations by giving them the ability to come together to create a positive impact on a local and global scale. We do this by using data-driven storytelling and leveraging data and information for insights and proactive decision making. HYDRA, our technology, combines AI, IoT and data analytics to enhance operational efficiency and enable digital transformation.

	Mobile	Email	Website
Dries Oelofse	+27 (0) 82 902 4160	dries.oelofse@exponentialtech.africa	www.awarenesscompany.co.za
Priaash Ramadeen	+27 (0) 84 554 5598	priaash@awarenesscompany.co.za	https://health.hydra.africa