

The logo for Friday-Report.com features a stylized bar chart icon with three vertical bars of increasing height. The text 'Friday-Report.com' is in a bold, white, sans-serif font, and the tagline 'Instant conversion of Data into Knowledge' is in a smaller, white, sans-serif font below it. The entire logo and tagline are set against a red rectangular background.

**Friday-Report.com**  
Instant conversion of Data into Knowledge

# PMO CHALLENGE



## Project Managers deal with:

- Excel
- MS Project
- JIRA
- ServiceNow
- Planner
- Financial Systems
- Schedules



## Project Managers need:

- CONNECTED TOOLS
- COLLABORATION
- AUTOMATED REPORTS

## Communicate with:

- Team Members
- Project Portfolio Managers
- Program Managers
- Directors
- C-Suite



# FRIDAY-REPORT.COM SOLUTION



Connects all known Project Management  
Cloud Systems  
Simple  
Easy to Use  
No Data Limit  
Real-Time Data  
Connect Enterprise communications channels:  
Emails, Files, Reports, etc.  
Ready for Artificial Intelligence  
Works for Basic Project Managers and for  
Large Enterprise  
**Focused on Project Portfolio Management**  
Based on Snowflake – enormous trust and  
popularity in the Data Developer's world



# WHAT INDUSTRY EXPERTS SAY

*"It is good to have Data Solution built by Project Managers"*  
VP of Project Management for Major Fintech

*"There is a need to consolidate Project Data across multiple Project Management solutions"*  
Director of PMO Execution for Major Health Care Provider




*"Project Data Consolidation with key Enterprise data is always a problem"*  
Director of PMO for Major Consumer Goods Co.

*"IT is not always available to help connecting Project Data"*  
Director of PMO for Louisiana State Office of Technologies

# COMPETITION

- Solutions are Custom and Expensive
- Solutions are not Modular or not Composable and cannot consolidate needed information for Project Manager
- Not Focused on Project Management
- Are grown from specific Tools like JIRA, Service Now
- Require IT to setup
- No Direct Competition with the same architecture for Project Portfolio Management



# Introducing Friday-Report.com

## Designed by Data Engineering GURUs

Deep Expertise in PMO, Project and Program Management

## Extensive PMO DATA Experience

100 Years of collective experience providing solutions for Fortune 500

- Communicate information Instantly.
- Friday-Report processing will standardize your PMO information.
- REAL-TIME PMO reporting will connect the team and Stakeholders.
- With our fully cloud-based and secure solution, you can confidently analyze your enterprise data using modern processing methods.



# Friday Report Architecture

**ANY VISUALIZATION TOOL**  
Instant Project Reports  
No additional licenses required  
Safe, Secure, Encrypted Data



**PMO DATA CONSUMERS**  
Report Subscriptions  
Paginated Reports  
Project Statements

**PMO DATA NORMALIZED**


**PMO DATA DETECTED**

OLTP DATABASES  
ENTERPRISE APPLICATIONS  
THIRD-PARTY  
WEB/LOG DATA  
IoT



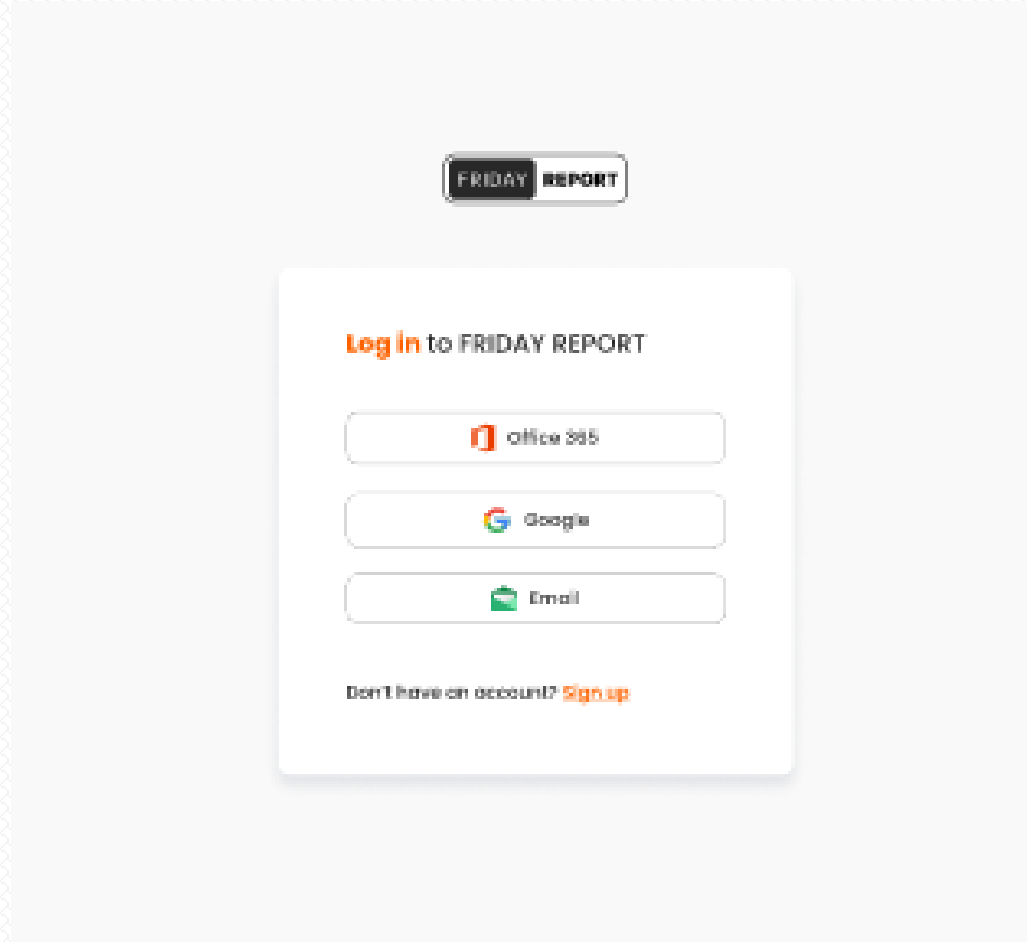
DATA MONETIZATION  
OPERATIONAL REPORTING  
AD HOC ANALYSIS  
REAL-TIME ANALYTICS

**PMO DATA SOURCES**



**REAL TIME DATA PIPELINES**

# Friday-Report Sample UI






# Friday-Report Sample UI

## Adaptive UI for Tablets and Cell Phones:

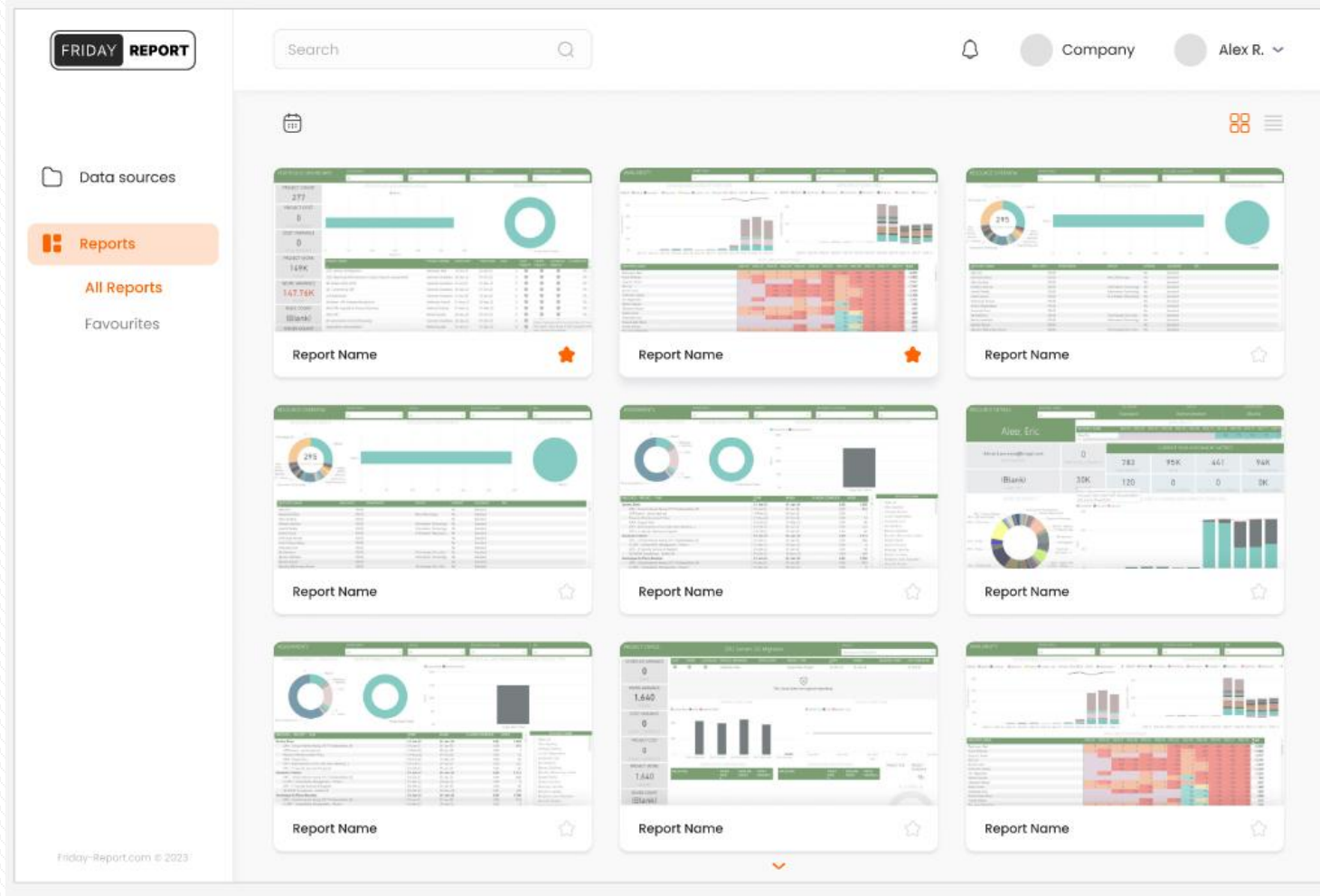
- **Responsive Design:** The new interface will automatically adapt to the screen size of the device, whether it's a tablet, cell phone, or desktop.
- **Touch-friendly Controls:** UI elements and interactive components will be optimized for touch interactions.



## Adaptive UI for Tablets and Cell Phones:

- **Quick Access Menus:** Fast-access menus for frequently used functions, specifically designed for mobile device usability.
- **Optimized Graphics:** Graphics and images will be tailored for high-resolution mobile screens, ensuring clarity and vivid display.

# Friday-Report Sample UI



# Friday-Report Sample UI

**FRIDAY REPORT**

Search 🔍

🔔 Company Alex R. ▾

<
Update
Export
Share
Properties
↗
⋮

**AVAILABILITY**  
 DEPARTMENT: All ▾

GROUP: All ▾

RESOURCE CALENDAR: All ▾

RBS: All ▾

DEMAND AND CAPACITY OVER TIME

AVAILABILITY OVER TIME

AVAILABILITY HEATMAP

RESOURCE NAME	2022-01	2022-02	2022-03	2022-04	2022-05	2022-06	2022-07	2022-08	2022-09	2022-10	2022-11	2022-12	Total
Desfossés, Réal	0	0	0	0	0	0	-168	-225	-640	-604	-636	-620	-2,893
Frank Whitney	0	-8	0	0	0	0	-80	-1	-294	-483	-540	-516	-1,882
Gagnon, Kaven		-8			-16		-40	0	-140	-498	-492	-463	-1,657
Rick Gu			-184	-168	-176	-176	-168	0	8	-196	-246	-219	-1,541
Nicole Franc			-184	-168	-176	-176	-168	0	0	172	-220	-196	-1,460
Shahnukh Siddiqi			-184	-168	-176	-176	-168	0	0	-160	-176	-152	-1,360
Eric Migliorelli		-8			0		-40	0	-112	-378	-385	-342	-1,265
Michel Gaudet					0		0	184	-74	-316	-283	-296	-785
Sébastien Mayer	0	-8	0	0	0	0	-40	-1	-8	-195	-193	-190	-635
Dubé, André	0	0	0	0	-152	0	-32	183	8	-137	-162	-108	-400
Arsenault, Line			-112	-168	-32			184	176	-116	-124	-108	-300
Pouliot, Jean-Marc								176	152	-232	-214	-181	-299
Kishto, Kishan					-152		-32	184	8	-76	-82	-52	-212
Elie, Jean-Sébastien	0	0	0	0	-24	0	0	183	134	-162	-168	-127	-164
Bouhamidi, El Alaoui, Kaoutar								184	176	-156	-180	-132	-108
Mark Walker								184	176	-156	-180	-132	-108
Dubé, André	0	0	0	0	-152	0	-32	183	8	-137	-162	-108	-400
Arsenault, Line			-112	-168	-32			184	176	-116	-124	-108	-300
Pouliot, Jean-Marc								176	152	-232	-214	-181	-299
Kishto, Kishan					-152		-32	184	8	-76	-82	-52	-212
Elie, Jean-Sébastien	0	0	0	0	-24	0	0	183	134	-162	-168	-127	-164
Bouhamidi, El Alaoui, Kaoutar								184	176	-156	-180	-132	-108
Mark Walker								184	176	-156	-180	-132	-108
Total	0	-42	-1,113	-1,345	-1,249	-530	-896	42,602	41,307	15,861	16,008	19,358	129,960

Friday-Report.com © 2023

# Azure AI

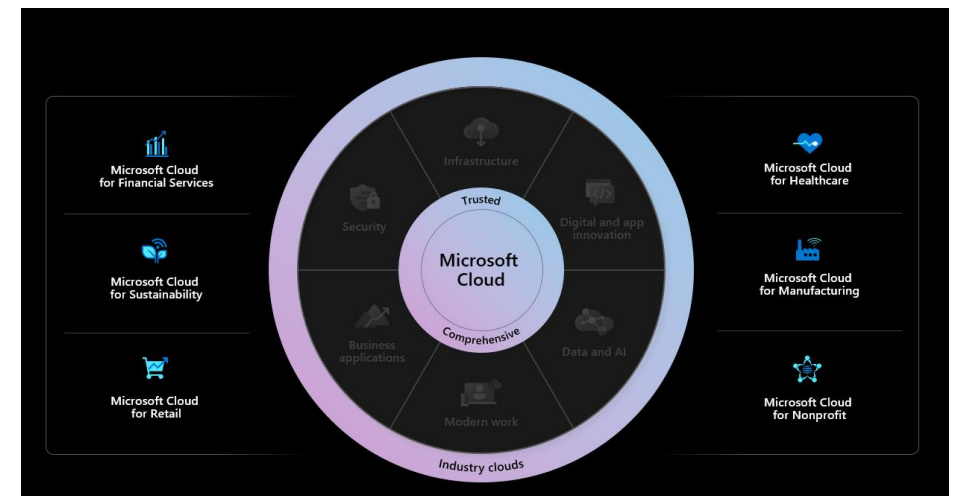
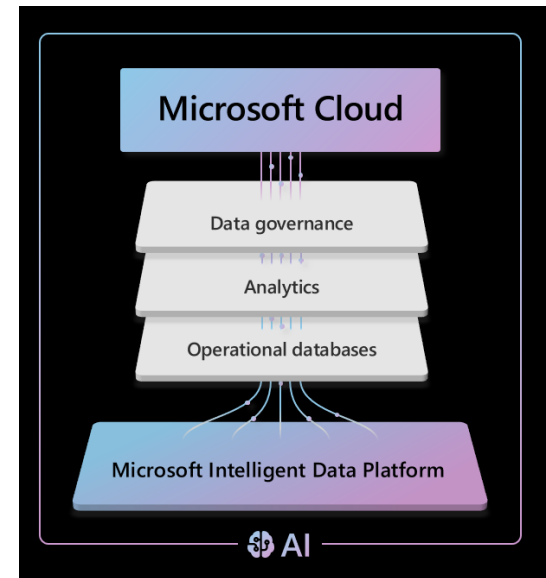


Find insights | Make decisions | Take action

AI-driven natural language queries

Easy-to-use AI analysis capabilities like anomaly detection


AI-powered insights and data summarization



# Friday-Report and AI

## AI-driven Data Structuring:

- **Unstructured Data Input:** Users can upload raw, unstructured project data, whether it's from Excel, MS Project, or any other format.
- **Automated Data Processing:** The AI analyses and structures the raw data, identifying key project metrics, milestones, tasks, resources, etc.
- **Instant Report Generation:** Once the data is structured, users can instantly utilize the platform's reporting capabilities without the need for manual data arrangement.
- **Continuous Learning:** The more data the AI processes, the better it becomes at understanding various data formats and project structures. Over time, the accuracy and speed of data structuring can improve.
- **Project Issue/Risks Detection:** AI analyzes the overall picture and pinpoints potential bottlenecks or issues in the project.
- **Chatbots and Assistants:** Develop a chatbot or virtual assistant to help managers quickly retrieve information by asking questions in natural language.
- **Automatic Report Generation:** Based on set criteria, AI automatically creates, and dispatches reports to relevant stakeholders.
- **Recommendation Systems:** Incorporate a system that offers suggestions for project improvement based on data analysis.
- **Trend Analysis:** Implement past data analysis to forecast future trends in a project or portfolio. This can help managers make decisions based on predictions rather than just current data.
- **Notification System:** Allow AI to analyze the data and send automatic notifications when there are critical changes or alerts.

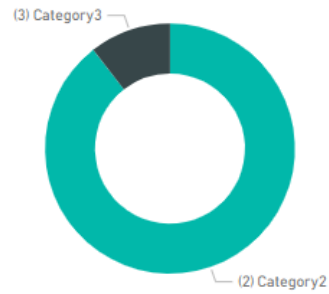


# AI Risk Generation

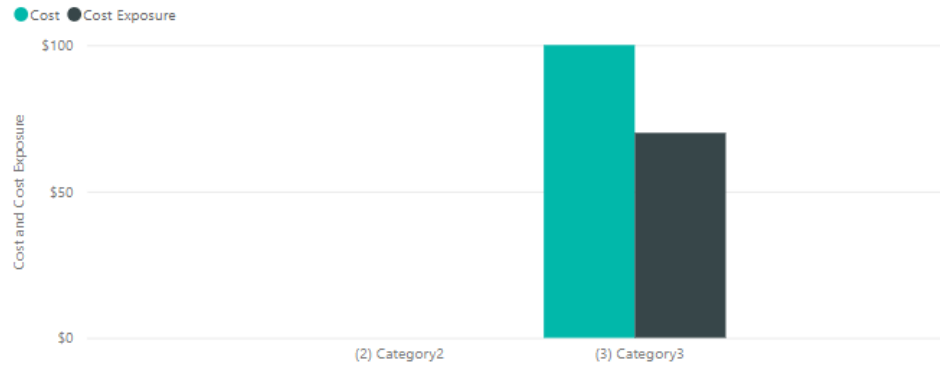
RISKS	DEPARTMENT	PROJECT TYPE	PROJECT OWNER	GOVERNANCE PHASE
	All	All	All	All

generate 3 possible risks for each project

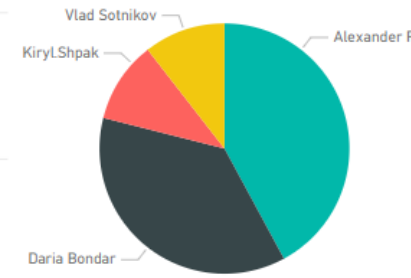
RISKS BY CATEGORY



RISK COST VS COST EXPOSURE



RISKS BY PROJECT OWNER



For the **InnoTech Development** project, potential risks could include:

1. Intellectual Property Protection: There could be risks associated with protecting and enforcing intellectual property rights <sup>1</sup>.
2. Governmental and Legal Risks: There could be risks related to complying with governmental regulations and legal requirements <sup>1</sup>.
3. Pricing and Cost: There could be risks associated with managing project costs and pricing <sup>1</sup>.

For the **NexGen Management** project, potential risks could include:

1. Cultural and Diversity Risks: There could be risks associated with managing cultural and diversity

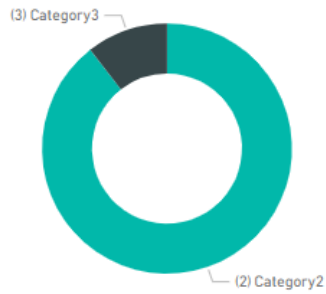
RISK	PROJECT	ASSIGNED TO	CATEGORY	DUE DATE	COST	COST EXPOSURE	PROBABILITY
The flow are failed each time due to lack of synchronization	Flow collaboration	Daria Bondar	(3) Category3	6/6/2019	\$100	\$70	70 %
gfgfgd	0003 Alex 2 mod 2	Vlad Sotnikov	(2) Category2	8/27/2020	\$0	\$0	50 %
Late concrete delivery	Timesheet Display Test		(2) Category2	1/22/2020	\$0	\$0	0 %
Microsoft Teams and Yammer Overlap	MS Teams implementation project		(2) Category2		\$0	\$0	80 %
qweqwe	Flow collaboration		(2) Category2		\$0	\$0	0 %
risk	Alex Test 34		(2) Category2		\$0	\$0	0 %
risk	Alex Test 34		(2) Category2		\$0	\$0	0 %
risk	Alex Test 34		(2) Category2		\$0	\$0	0 %
Risk 1	Kim Demo project		(2) Category2		\$0	\$0	0 %
Risk 1	Sprint 33	Alexander Rodo...	(2) Category2		\$0	\$0	0 %
Risk 1	Sprint 33		(2) Category2		\$0	\$0	0 %
<b>Total</b>					<b>\$100</b>	<b>\$70</b>	

# AI Risk Mitigation

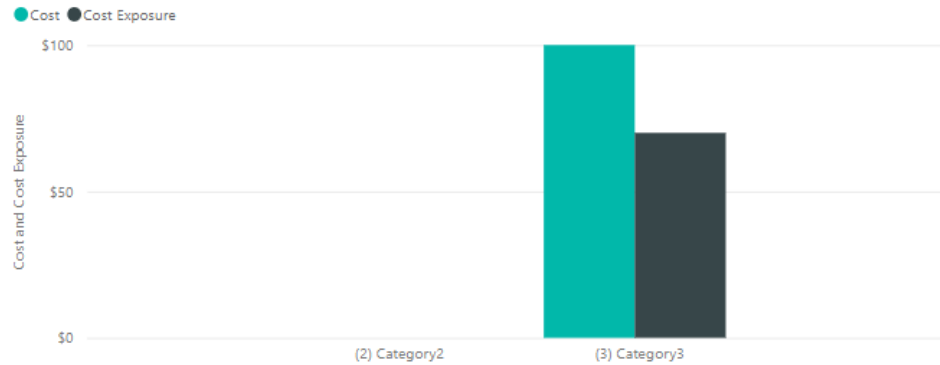
**RISKS**
 DEPARTMENT: All
 PROJECT TYPE: All
 PROJECT OWNER: All
 GOVERNANCE PHASE: All

Come up with mitigation plan for these risks.

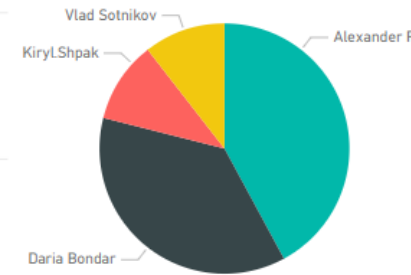
RISKS BY CATEGORY



RISK COST VS COST EXPOSURE



RISKS BY PROJECT OWNER



For the **InnoTech Development** project, the mitigation plans could include:

- Intellectual Property Protection:** Implement a robust intellectual property protection and enforcement strategy. This could include regular risk assessments and legal consultations <sup>1</sup>.
- Governmental and Legal Risks:** Ensure compliance with all relevant governmental regulations and legal requirements. This could involve regular audits and legal reviews <sup>1</sup>.
- Pricing and Cost:** Implement a comprehensive pricing and cost management strategy. This could include regular budget reviews and cost-benefit analyses <sup>1</sup>.

RISK	PROJECT	ASSIGNED TO	CATEGORY	DUE DATE	COST	COST EXPOSURE	PROBABILITY
The flow are failed each time due to lack of synchronization	Flow collaboration	Daria Bondar	(3) Category3	6/6/2019	\$100	\$70	70 %
gfgfgd	0003 Alex 2 mod 2	Vlad Sotnikov	(2) Category2	8/27/2020	\$0	\$0	50 %
Late concrete delivery	Timesheet Display Test		(2) Category2	1/22/2020	\$0	\$0	0 %
Microsoft Teams and Yammer Overlap	MS Teams implementation project		(2) Category2		\$0	\$0	80 %
qweqwe	Flow collaboration		(2) Category2		\$0	\$0	0 %
risk	Alex Test 34		(2) Category2		\$0	\$0	0 %
risk	Alex Test 34		(2) Category2		\$0	\$0	0 %
risk	Alex Test 34		(2) Category2		\$0	\$0	0 %
Risk 1	Kim Demo project		(2) Category2		\$0	\$0	0 %
Risk 1	Sprint 33	Alexander Rodo...	(2) Category2		\$0	\$0	0 %
Risk 1	Sprint 33		(2) Category2		\$0	\$0	0 %
<b>Total</b>					<b>\$100</b>	<b>\$70</b>	

# Demo



TRUSTED  
IT GROUP