

1. Power BI Training/ Workshop:

At Proventures, our dedicated team is committed to understanding your unique business challenges and data landscape. With 18 years of industry experience, we meticulously evaluate your existing technology stack to craft solutions that streamline your data analysis, ensuring smooth and efficient operations. Our Power BI Training and Workshops are tailored to showcase our robust capabilities and success stories, providing a comprehensive understanding of Power BI's potential.

We cover a wide range of topics in our training sessions, including:

Introduction to Power BI: Gain a solid foundation in Power BI and understand its capabilities.

Power Query: Learn how to transform and shape data using Power Query to meet your analysis needs.

Power Pivot (Data Modelling): Master the art of data modelling with Power Pivot to create robust data models for analysis.

Visualization: Explore various visualization techniques to effectively communicate insights from your data.

Power Q&A: Discover how to use Power Q&A to ask questions and get instant answers from your data.

We address both functional and technical pain points within your organization, making Power BI adoption seamless and effective. For those looking to enhance their current Business Intelligence solutions, we offer a detailed evaluation of your existing tools against the powerful capabilities of Microsoft Power BI. Engaging with your business stakeholders, we facilitate brainstorming sessions to align on objectives and identify gaps, using in-depth comparisons to inform our strategy. Our detailed assessment culminates in a clear, actionable roadmap for deploying the Power BI stack, maximizing your business potential by leveraging your existing data.

Our dynamic methodology enables us to identify fundamental obstacles and devise groundbreaking strategies to actualize your aspirations. With our profound industry insights and forward-looking ethos, we infuse innovation and adaptability into your enterprise, guaranteeing enduring value and substantial influence. Discover more about our training programs and consulting services at proventuresindia.com.

Excel ProMIS Project Centre

Project Centre

Timeline

Project Status

Risks

Issues

10

Projects

92

Risks

36

Issues

\$116.798K

Project Cost

\$87.004K

Resource Cost

\$29.794K

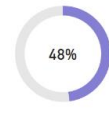
Material Cost

Projects By Status



Status
 ● Not-Started
 ● In-Progress
 ● Completed

Over All % Progress



Project Details

Project Name	Start	Finish	Project Cost	# Risks	# Issues	% Complete
Employee Onboard Portal	6/10/2024	1/24/2024	\$6,056	15	10	12%
Nexus	2/12/2024	12/21/2024	\$2,000	3	1	60%
Autolock Systems	2/12/2024	6/1/2024	\$9,555	10	4	100%
Tableau Implementation	1/12/2024	5/1/2024	\$64,000	16	5	100%
GIS Interface Project	5/1/2024	1/25/2025	\$860	4	7	37%
Project Swordfish	3/12/2024	11/14/2024	\$10,416	5	2	61%
EPR Legacy Merge	7/5/2024	12/14/2024	\$13,232	3	0	0%
Star Sat-Link	10/1/2024	5/1/2025		18	0	0%
Data Center Consolidation	4/9/2024	9/10/2024	\$4,979	6	3	68%
Order Management Redesign	1/1/2024	10/5/2024	\$5,700	12	4	40%

Portfolio Dashboard

Projects

42

Active: 8
Closed: 34

Risks

12

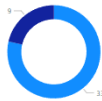
Active: 3
Closed: 9

Issues

27

Active: 1
Delayed: 1
Closed: 25

Projects By Portfolio



Portfolio
 ● Health
 ● Education

Project By Program



Program
 ● Diagnostic
 ● Homecare
 ● Public Health Services
 ● Syebuy Website

Project Status

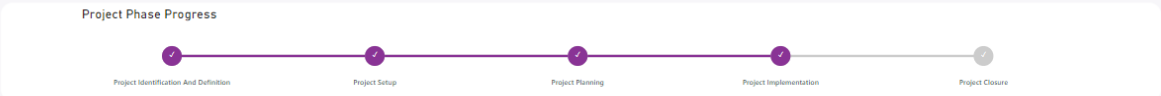


Status
 ● Closed
 ● Active

Project	Portfolio	Program	Project manager	Start Date	Finish Date	Status	Active		% Complete
							Finish Variance	Closed	
Foor Pedal	Health	Homecare	Sandeep Kumar Pandraka	18/06/2024	01/07/2024	Active		0%	
Baby Warmer	Health	Public Health Services	Sandeep Kumar Pandraka	18/06/2024	09/09/2024	Active	●	21%	
Grabl Dri	Health	Public Health Services	Sandeep Kumar Pandraka	05/04/2024	05/12/2024	Active	●	25%	
MOD SL	Health	Homecare	Karthikesh Anche	04/03/2019	16/10/2024	Active		79%	
TCSL	Health	Public Health Services	Rojalin Das	02/11/2020	05/12/2024	Active	●	93%	
OM-SITA (Online)	Health	Homecare	Rahul Negi	01/07/2021	27/05/2024	Active		100%	
PARC	Health	Homecare	Manasa Kalivemula	14/03/2024	29/06/2024	Active	●	100%	
PupliX N	Health	Public Health Services	Manasa Kalivemula	01/01/2022	29/06/2024	Active	●	100%	

Project Status - MOD SL

04/03/2019 16/10/2024 ₹ 5.06M 0 0 Karthikesh Anche 79%
Start Date **Finish** **Project Cost** **Active Issues** **Active Risks** **Project** **% Progress**



Activity Details

Activity	Start Date	Finish Date	% Complete	Activity Status
Assembly of lens and lamp	03/07/2024	09/07/2024	0%	Delayed
Assy & Testing	19/06/2024	02/07/2024	0%	Delayed
Based on Power Budget Battery Spec	29/05/2024	18/06/2024	0%	Delayed
Finalization				
Battery Supplier Discussion and Selection	29/05/2024	02/07/2024	0%	Delayed
CAD model Creation	05/06/2024	18/06/2024	0%	Delayed
CAD Modelling	03/07/2024	16/07/2024	0%	Delayed
Change Request (Feasibility study based on new requirement (Spec))	05/06/2024	25/06/2024	0%	Delayed

Activity Cost

Task Name	Actual Cost	Baseline Cost
MOD SL (Old Plan)	₹ 1,714,173	₹ 1,714,173
Mod SL 4.2 Deployment	₹ 1,808,004	₹ 1,808,004
Modular SL PCB Overhaul - Redesign	₹ 129,000	₹ 129,000
Sruthy Payment towards Lit lamp preparation	₹ 1,411,000	₹ 1,121,000
Total	₹ 5,062,177	₹ 4,772,177

Issue Details

Issue Title	Assigned To	Due Date	Issue Discussion	Issue Resolution	Status
Continuously Adjustable	Karthikesh Anche	13/06/2024	Initial discussion was to get a variable slit width with fixed apertures (0.5, 3, 5, 12mm) based on the survey made for homecare but after the survey that we have conducted for homecare and clinical usage, majority of the doctors wanted a contiuously	to go ahead with a continuously adjustable slit	Closed

Risk Details

Title	Assigned to	Due Date	Description	Mitigation Plan	Status
3D printing	Karthikesh Anche		3D printing might take time, sometimes might fail and that may impact the project timeline	Getting a few parts outsourced instead of 3d printing them in the house might solve issues like - Tolerances, fitment issues	closed
Components sourcing	Karthikesh Anche		The parts that are required to assemble the device have to come from china and that makes the assembly get delayed - Slit module	Making the slit module in-house as per our requirement	closed

Management Profitability Actual - Sales Managers

Data As On: Jan 2024

12.39K Volume (M) | 5.92K Gross Sales/MT | 446.23 Freight + Duty/MT | 27.25 Rebate/MT | 7.36 Comission/MT | 5.47K Sales Value/MT | 4.25K Raw Material Cost/MT | 1.2K Spread/MT | 756.10 CM /MT | -30.45 Profit /MT



Details By Sales Managers

Sales Manager	Volume MTD	Sales Value MTD /MT	Spread MTD /MT	Net Profit MTD	Raw Material Cost MTD /MT	Total Logistic Cost MTD /MT	SGNA MTD /MT	Volume YTD	Sales Value YTD /MT	Spread YTD /MT	Profit YTD	Raw Material Cost YTD /MT	Total Logistic Cost YTD /MT	SGNA YTD /MT
Basma Shahin	2,734	5,091	1,020	-50,680	4,471	196	386	2,734	5,091	1,020	-50,680	4,471	196	386
Halthem Jendoubi	2,484	5,117	1,051	-947,875	4,064	457	515	2,484	5,117	1,051	-947,875	4,064	457	515
Mohd Reyazul Haque	2,444	6,444	2,052	15,782,733	4,414	97	526	2,444	6,444	2,052	15,782,733	4,414	97	526
Al Obekkan Flexible Plastic Fa	614	7,444	2,775	7,264,719	4,870	3	598	614	7,444	2,775	7,264,719	4,870	3	598
MANAMA PACKAGING INDUSTRY W.L.	297	5,927	1,607	52,494	4,320	85	545	297	5,927	1,607	52,494	4,320	85	545
Emirates Printing Press LLC	177	5,947	1,539	38,812	4,408	97	482	177	5,947	1,539	38,812	4,408	97	482
Huhtamaki Flexible Packaging M	130	7,554	3,149	2,23,240	4,306	150	528	130	7,554	3,149	2,23,240	4,306	150	528
Integrated Plastics Packaging	127	5,813	1,112	-36,757	4,701	104	556	127	5,813	1,112	-36,757	4,701	104	556
Hessa Flexible Packaging LLC	93	5,451	1,500	23,353	3,871	154	450	93	5,451	1,500	23,353	3,871	154	450
Radiant Packaging Industry LLC	84	5,784	1,289	4,659	4,495	145	411	84	5,784	1,289	4,659	4,495	145	411
PA Packaging	66	3,284	-1,043	-1,05,452	4,327	206	194	66	3,284	-1,043	-1,05,452	4,327	206	194
Fujairah Plastic Industries	60	5,383	4,467	2,22,243	916	159	278	60	5,383	4,467	2,22,243	916	159	278
SAFETY PACKAGING	59	10,368	4,433	1,51,887	5,935	140	808	59	10,368	4,433	1,51,887	5,935	140	808
Total	12,374	5,469	1,215	-3,77,390	4,254	444	459	12,374	5,469	1,215	-3,77,390	4,254	444	459