

# Anomaly Detection in Financial Accounting

Corporate accounting records at a glance



**Challenge:** Maintaining and having an overview of a company's entire chart of accounts, is a challenge that can not only lead to an inefficient use, but also to incorrect journal entries and thus ultimately in wrong decisions.

## verovis analysis use case

The verovis solution helps to identify relationships between accounting records and creates a comprehensive monitoring tool for all accounting activities within your chart of accounts. The solution is browser based and highly customizable on your specific needs.



## Business benefits:

- Detect frauds and posting anomalies indicated by an anomaly score
- Ensure the compliance of your postings with internal accounting policies
- Analyze the usage of your accounts over time
- Streamline your chart of accounts by identifying unused accounts
- Keeping track of accounting activities

## Chart of account ABC-matrix classification

- Visualize which accounts are you really using on a regular basis
- Identify accounts which are rarely or never used
- The matrix forms the basis for streamlining the chart of accounts

## Display and analyse each and every posting record

- Have all your posting records at a glance available for analysis
- Show all posting records for a specific account via web interface
- Search for accounts via an account hierarchy tree or an account-ID

## Detect frauds and posting anomalies

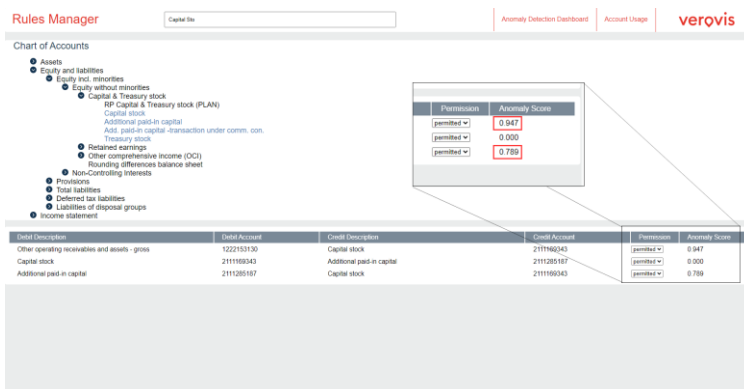
- The generated anomaly score shows conspicuous journal entries on first sight
- The user is able to highlight incorrect postings and notify relevant employees automatically
- All decisions taken are persisted in database and used to optimize further decision proposals and automated actions

# Key Benefits in detail



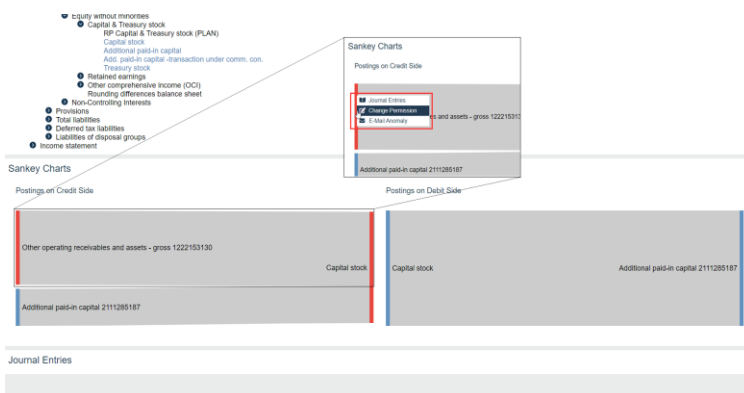
## Detect frauds and posting anomalies

- A generated anomaly score, shows unusual account combination on first sight
- User is able to forbid or permit uncommon postings, real-time
- Persist permitting status in database



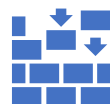
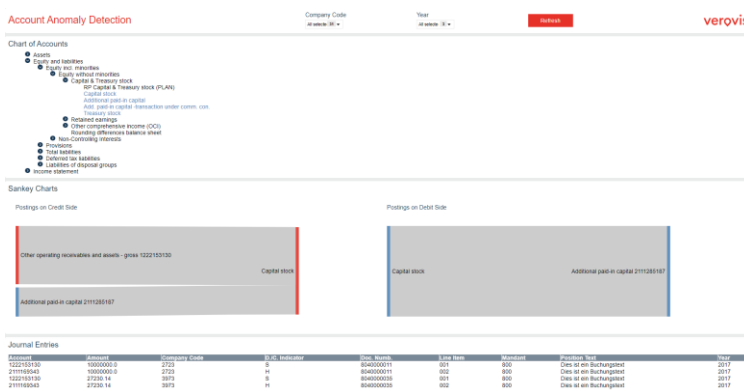
## Display each and every posting record

- Change permission status within the analysis view
- View journal entries of selective account
- Send anomaly notification directly via E-Mail



## Filter and search possibilities

- Filter on specific period to circumscribe your view
- Filter on single entities
- Search for accounts with descriptions, account-ID or account hierarchy tree



## Chart of account ABC matrix

- What accounts are you using on a regular basis
- Are you using your accounts correctly?
- Identify redundant accounts
- The matrix forms the basis for streamlining the chart of accounts

