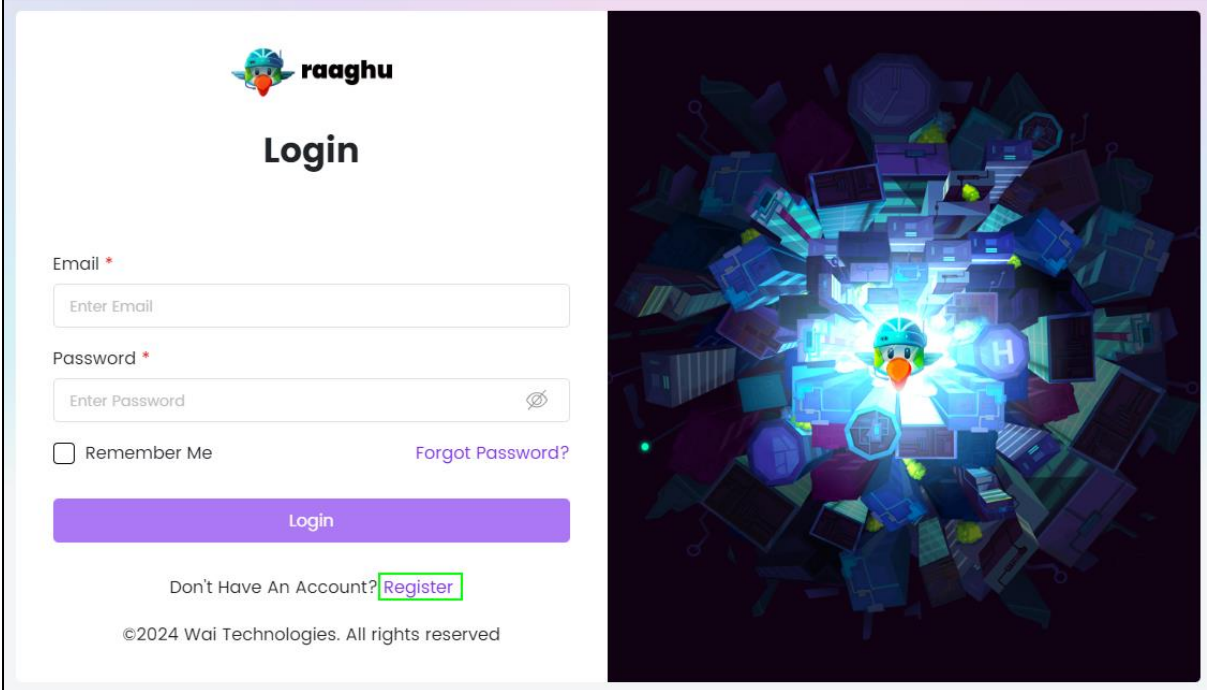


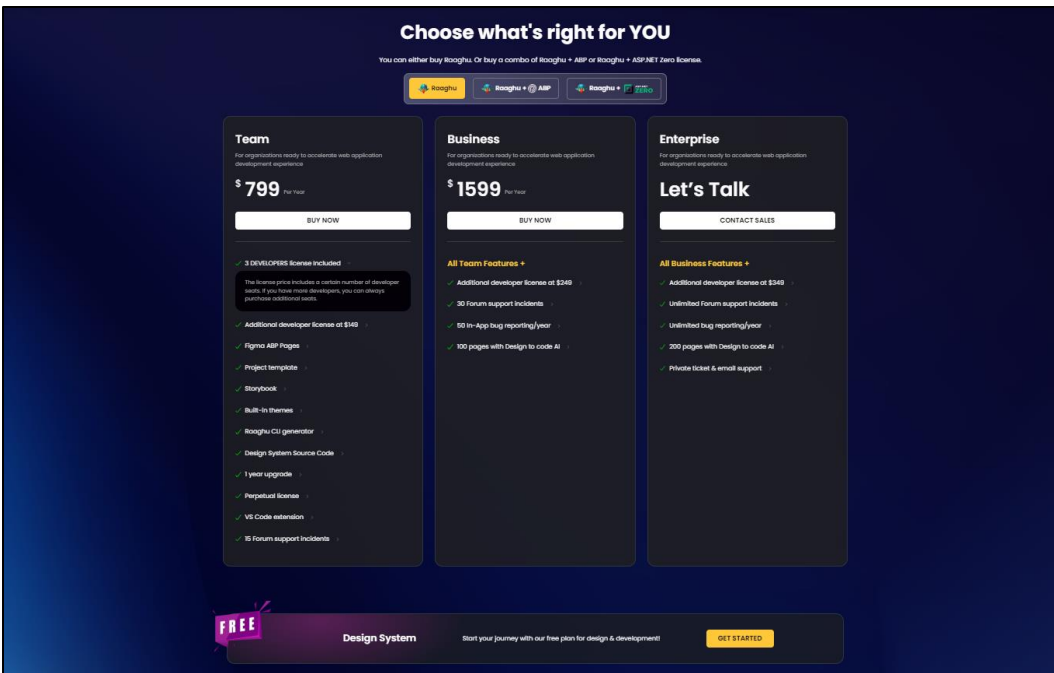
## To get started:

- Visit <https://portal.raaghu.ai/>
- Have an account? Login.  
New to Raaghu? Register.



The image shows the Raaghu login page. On the left, there is a white login form with the Raaghu logo at the top. The form includes fields for 'Email' and 'Password', a 'Remember Me' checkbox, and a 'Forgot Password?' link. A purple 'Login' button is at the bottom of the form. Below the button, there is a link to 'Register' for users who don't have an account. At the very bottom, it says '©2024 Wai Technologies. All rights reserved'. On the right side of the page, there is a dark, artistic illustration of a penguin wearing a blue hard hat, surrounded by various digital icons like a clock, a gear, a document, and a network diagram, all glowing with blue and purple light.

- This will show you our pricing options. Choose the plan that suits you.



The image shows the Raaghu pricing page. At the top, it says 'Choose what's right for YOU' and 'You can either buy Raaghu, Or buy a combo of Raaghu + ABP or Raaghu + ASP.NET Zero license.' Below this are three license options: 'Raaghu', 'Raaghu + ABP', and 'Raaghu + ASP.NET Zero'. The main content is divided into three columns: 'Team', 'Business', and 'Enterprise'. Each column has a price, a 'BUY NOW' button, and a list of features. The 'Team' plan is \$799 per year and includes 3 developer licenses, 100 in-app bug reports, 30 forum support incidents, and a design system. The 'Business' plan is \$1599 per year and includes 10 additional developer licenses, 100 in-app bug reports, 100 pages with design to code AI, and a design system. The 'Enterprise' plan is 'Let's Talk' and includes 10 additional developer licenses, unlimited forum support incidents, and a design system. At the bottom, there is a 'FREE Design System' banner with a 'GET STARTED' button.

- Enter your details to register.

**Register**

Organization Name \*

wai\_marketing

Email \*

pragati\_qa@yopmail.com

Password \*

.....

Country \*

India x Zip Code \*

411009

I Accept [Terms of Service](#)

**REGISTER**

Already Have An Account? [Login](#)

**AI powered, component driven Design System**

- Select the duration

**Payment**

1 Year

2 Years **10 % Save \$319.8**

3 Years **20 % Save \$959.4**

4 Years **30 % Save \$1918.8**

3 developers already included, you can add additional users here

**PROCEED TO CHECKOUT**

**Summary**

Purchasing your license ensures that you'll gain access to premium support, receive both major and minor updates for modules and themes, and achieve the ability to embark on new projects.

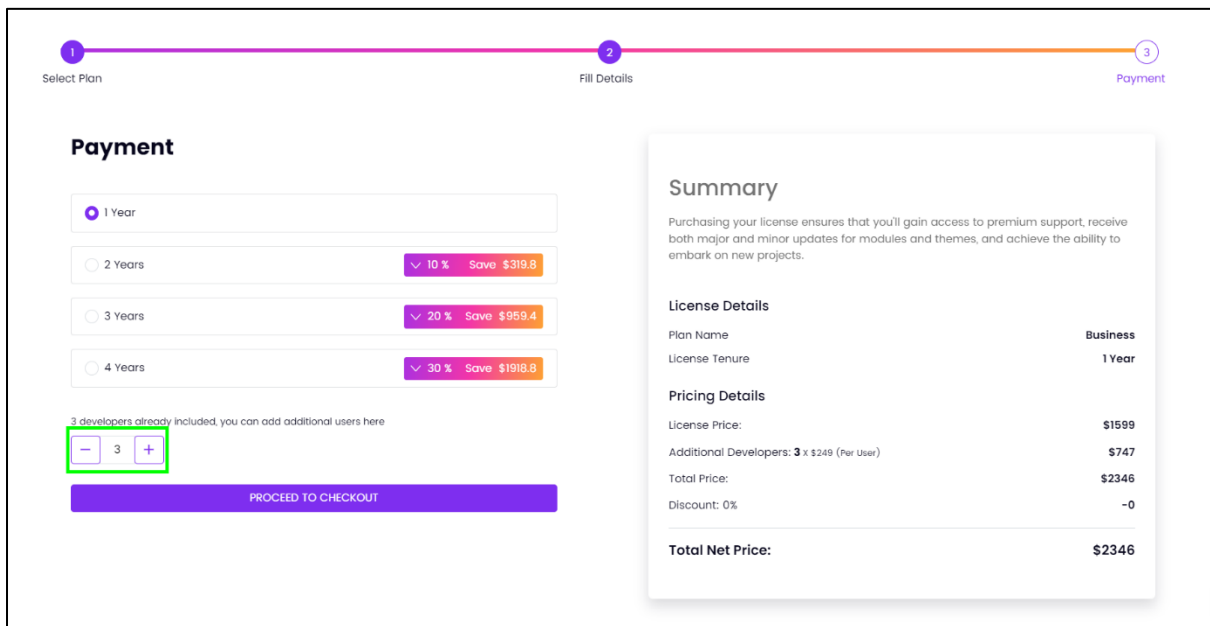
**License Details**

Plan Name	<b>Business</b>
License Tenure	<b>1 Year</b>

**Pricing Details**

License Price:	<b>\$1599</b>
Additional Developers: 0 x \$249 (Per User)	<b>\$0</b>
Total Price:	<b>\$1599</b>
Discount: 0%	<b>-0</b>
<b>Total Net Price:</b>	<b>\$1599</b>

- Plan includes 3 developers. Add team members, if necessary, then checkout.



**Payment**

1 Year

2 Years 10 % Save \$319.8

3 Years 20 % Save \$959.4

4 Years 30 % Save \$1918.8

3 developers already included, you can add additional users here

3

[PROCEED TO CHECKOUT](#)

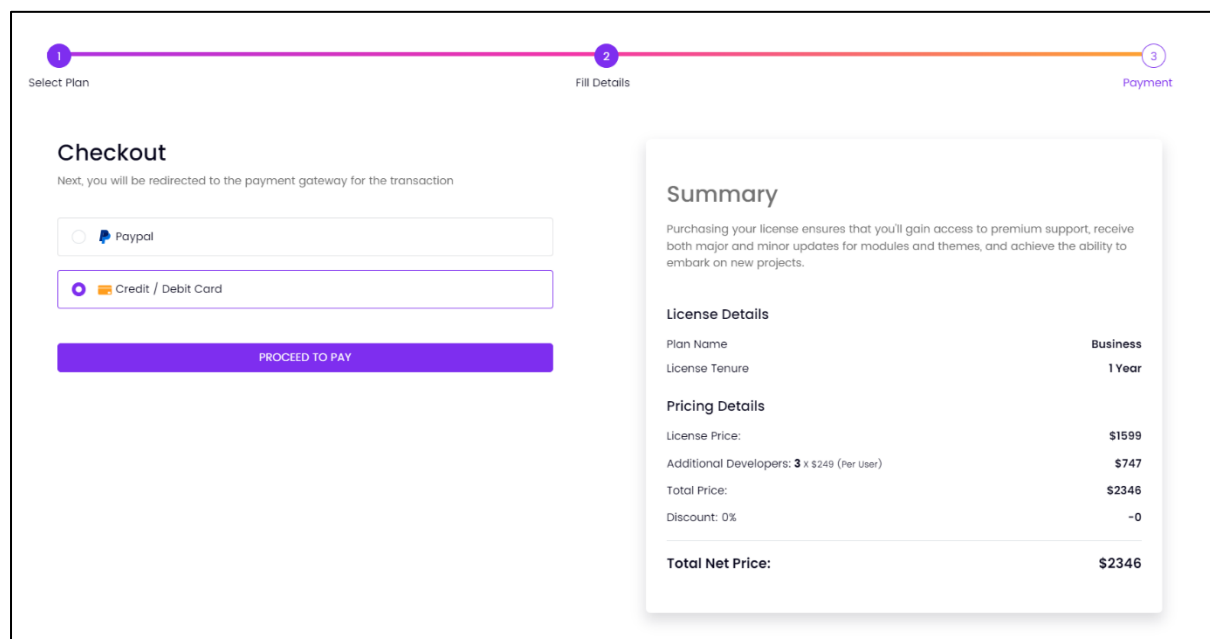
### Summary

Purchasing your license ensures that you'll gain access to premium support, receive both major and minor updates for modules and themes, and achieve the ability to embark on new projects.

License Details	
Plan Name	Business
License Tenure	1 Year

Pricing Details	
License Price:	\$1599
Additional Developers: 3 x \$249 (Per User)	\$747
Total Price:	\$2346
Discount: 0%	-0
<b>Total Net Price:</b>	<b>\$2346</b>

- Select the payment option and proceed to pay.



**Checkout**

Next, you will be redirected to the payment gateway for the transaction

Paypal

Credit / Debit Card

[PROCEED TO PAY](#)


### Summary

Purchasing your license ensures that you'll gain access to premium support, receive both major and minor updates for modules and themes, and achieve the ability to embark on new projects.

License Details	
Plan Name	Business
License Tenure	1 Year

Pricing Details	
License Price:	\$1599
Additional Developers: 3 x \$249 (Per User)	\$747
Total Price:	\$2346
Discount: 0%	-0
<b>Total Net Price:</b>	<b>\$2346</b>

- Add the card details and subscribe.


 Wai Technologies TEST MODE

Pay Wai Technologies

## \$2,346.00

Then \$1,599.00 per year


Additional Developers	\$747.00
<small>Qty 3</small>	<small>\$249.00 each</small>
<b>Business</b>	<b>\$1,599.00</b>
<small>Qty 1, Billed annually</small>	


Pay with  link

Or pay with card

Email

Card information

1234 1234 1234 1234 

MM / YY  CVC  

Cardholder name


Country or region

Securely save my information for 1-click checkout  
Pay faster on Wai Technologies and everywhere Link is accepted.


Subscribe

By confirming your subscription, you allow Wai Technologies to charge you for future payments in accordance with their terms. You can always cancel your subscription.

- Your order will be confirmed. Go to login page.



## Order Confirmation



Thank you for your purchase.

[GO TO LOGIN](#)

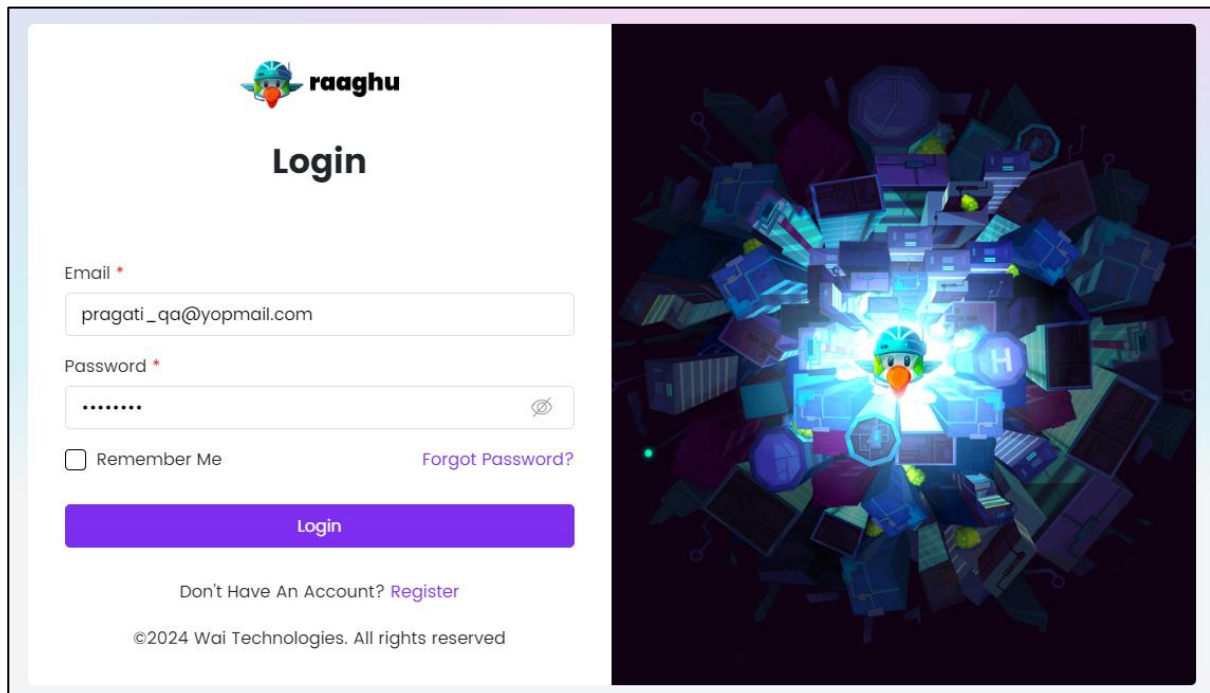
[VIEW INVOICE](#)

### Summary

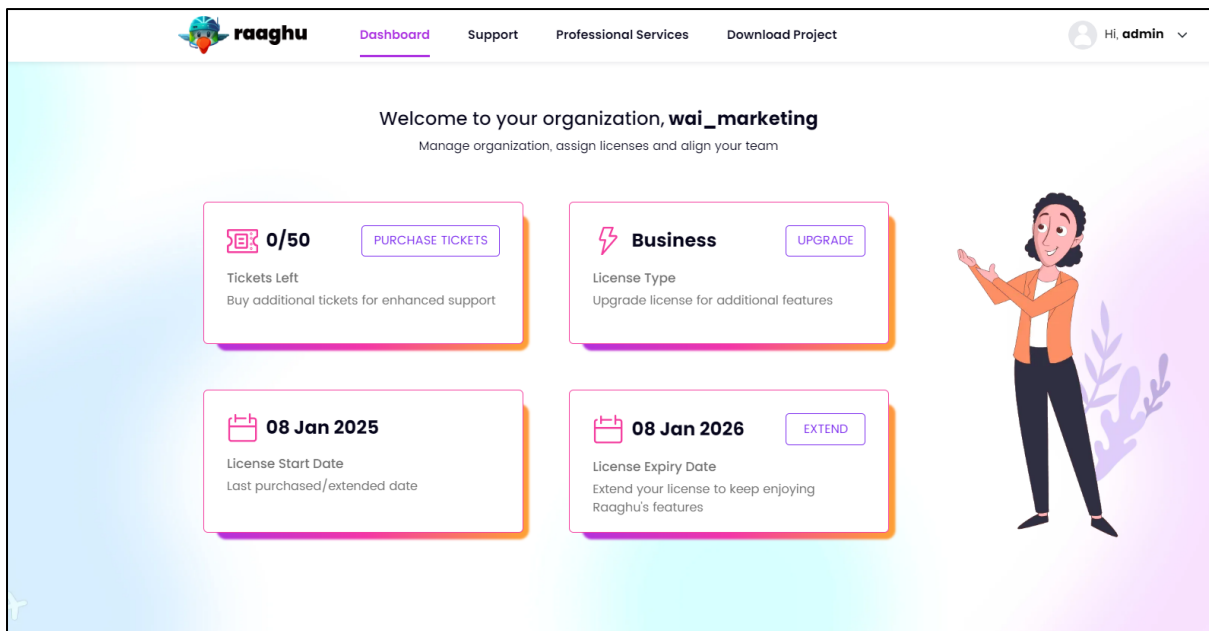
Purchasing your license ensures that you'll gain access to premium support, receive both major and minor updates for modules and themes, and achieve the ability to embark on new projects.

<b>License Details</b>	
Plan Name	<b>Business</b>
License Tenure	<b>1 Year</b>
<b>Pricing Details</b>	
License Price:	<b>\$1599</b>
Additional Developers: 3 x \$249 (Per User)	<b>\$747</b>
Total Price:	<b>\$2346</b>
Discount: 0%	<b>-0</b>
<b>Total Net Price:</b>	<b>\$2346</b>

- Add your credentials and login.



- The main dashboard shows your plan information.



- If you scroll down, you can add members.

The screenshot shows a dashboard with a purple-to-orange gradient banner at the top. The banner contains the text "Add-ons" in a red box, followed by "Need raaghu react framework expertise in your team?". Below this, a smaller text block says "We can provide a developer to work on your project along with you and your team. Our raaghu react developer are proficient in React and ABP commercial." and a blue button labeled "GET RAAGHU ASSISTANCE".

Below the banner, a note states: "\* adding raaghu developer to your team will not consume your license, however developer hour rates are applicable.".

The main content area displays "You are using 0 of 6 member seats". Below this is a search bar and a "+ NEW MEMBER" button. A table lists the current members:

User Name	Full Name	Email	Role	Actions
admin	admin	pragati_qa@yopmail.com	Owner	⋮

At the bottom, there is a purple-to-orange gradient bar with a seat icon, the text "Need more seats for your team?", and a white button labeled "PURCHASE DEVELOPER SEATS".

- Add the email ids, select the role and you are good to go.

This screenshot shows the same dashboard as above, but with a modal window titled "ADD NEW MEMBER" open on the right side. The modal has a close button (X) in the top right corner. Inside the modal, there is a purple box with a checkmark icon and the text: "Invite a new member by entering their email id and role in fields below. Member will then have access to project files and source code."

Below this, there is a form with two fields:

- "Email \*" with a text input field containing the placeholder "Enter Email".
- "Select Role \*" with four radio button options: "Designer", "Developer", "Manager", and "Owner".

At the bottom of the modal, there are two buttons: "CANCEL" and "SAVE".

- In case you wish to purchase additional seats, proceed this way.

**PURCHASE SEATS**

Purchasing additional seats for your expanding team. Following the seat addition, you can then assign new users to the project.

**Select Developer Seats**  
Select Number \*

Additional Developers: 0 x \$249 (Per User) \$0

**Total Net Price** \$0.00

CANCEL NEXT

- To get support from the Raaghu team, submit your details here.

**GET PREMIUM SUPPORT**

Get Live Support To Address Your Queries. Raise Unlimited Tickets On Our Support Forum With Our Premium Offering.

Name  
wai\_marketing

Email  
pragati\_qa@yopmail.com

Contact Number \*  
Enter Contact Number

Message \*  
Enter your extra message about your invoice

CANCEL SEND

- Download the project setup from here to begin frontend development.

**raaghu** Dashboard Support Professional Services Download Project Hi, admin

## Download Project

Downloading a demo project doesn't affect your allowed project count. You're free to download demo projects for purposes such as testing, training, or demo.

### DOWNLOAD PROJECT

Download the CLI tool

```
dotnet tool install -g Wallin.Raaghu.Cli
```

Update the CLI tool to the latest version

```
dotnet tool update -g Wallin.Raaghu.Cli
```

Create a new solution

```
raaghu new <solution-name> [options]
```

### Important Notes

- ✓ Each project name is unique for project generation allowance.
- ✓ Each download with unique name increases project downloaded count.
- ✓ Using the same project name you can reattempt download without affecting your limits
- ✓ You cannot rename project after download

### You can:

- Download Project

Get our project and explore its impressive capabilities. We invite you to join us and share your feedback!

- Support

We offer a support website specifically for front-end development using Raaghu-ABP, Raaghu-ANZ, and Raaghu-Universal.

- Professional Services

Receive expert assistance with live support. Our premium plan includes unlimited support tickets.

Dashboard Support Professional Services Download Project